


2023 Municipal General Election Post-Canvass Report, Tooele County

Prepared by Tracy Shaw, Tooele County Clerk
as of December 5, 2023


As required by State code, the following documents outline the Post-Canvass Report of the 2023 General Election:

1. Lt. Governor's Office Canvass Template – Outlines ballots counted/not counted and status.
2. Statement of Votes Cast – Full election results by precinct can be found at [this link](#).
Website: Tooele County Elections > Election Results
3. Ballot Reconciliation – Report outlining full election ballots scanned vs vote history found at [this link](#).
Website: Tooele County Elections > Election Results > Ballot Processing Stats > Reconciliation
4. Election Affidavit – Clerk affirmation of security and accuracy.
5. Election Results Summary – Provides an outline of the ballots counted and the names of all candidates appearing on the ballot.


We, the Board of Canvassers, declare the 2023 General Election certified:

 12-5-2023
Jared Hamner (date)

 12-5-23
Scott Wardle (date)

 12/5/23
Tye Hoffmann (date)

 12-5-23
Kendall Thomas (date)

 12-5-23
Erik Stromberg (date)

 12-5-23
Tracy Shaw (date)

Tooele County Canvass Statistics

21-Nov-23

Fill i
canv

Section 1 - Ballot Statistics

1A	31.5%	Voter Turnout
1B	38042	Active voters (as of the voter registration deadline)
1C	11873	Number of counted ballots (Mail or Drop Box)
1D	100	Number of counted ballots (In-person)
1E	12	Number of ballots that were returned electronically (UOCAVA/disability)
1F	5	Number of counted ballots (Provisional)
1G	11990	Total number of ballots counted
1H	No	Does total ballots counted match the number of voters given vote history in VISTA
1I	1	If no, what is the difference
		1 ballot envelope returned empty

1L Explain:

Section 2: Challenged and Uncounted Ballot Statistics

2A	82	Number of envelopes with a signature that does not match the voter's signature
2B	6	Number of unsigned envelopes
2C	1	Number of challenged ballots for other curable reasons
2D	209	Total number of ballots that were challenged (cured and not cured combined)
2E	89	Total number of curable that were not cured
2F	42.6%	Percentage of curable ballots that were not cured
2G		Total number of ballots where the voter submitted a disability affidavit*

Section 3: Rejected ballot statistics (ballots that cannot be cured)

3A	34	Number of ballots that were returned after the postmark deadline
3B	0	Number of ballots rejected for other non-curable reasons
3C	34	Total number of rejected that were not curable
3D	2.4%	Percentage of ballots that were returned as undeliverable

Section 4: Provisional ballot statistics

4A	5	Number of provisional ballots issued
4B	5	Number of provisional ballots counted
4C	0	Total Number of provisional ballots not counted
4D		Already Voted
4E		Insufficient ID
4F		Unsigned
4G		Incomplete Form
4H		Other
4I	100.0%	Percentage of provisionals that were counted
4J	5	Number of provisional ballots that are same-day registration

Section 5: County Clerk Certification

Tracy Shaw
Tooele County

I certify that the information contained in this report is true and accurate.

This report must be sent to elections@utah.gov upon completion of the canvass

2023 General Election Reconciliation							
As of Date	Batches included	Total Ballots Verified, not Processed	Total Ballots Scanned	Early Voters	Total	Voting Credit Given	Discrepancies Explained
11-6	1-54	331	1953		2284	2284	
11-7	1-54	0	2284		2284	2284	
11-9	55-123	0	5460		5460	5460	
11-10	124-128	0	5679		5679	5679	
11-13	129-148	0	6578		6578	6579	1 envelope returned empty.
11-14	-	0	6578	2	6580	6581	
11-15	-	0	6578	3	6581	6582	
11-16	149-176	0	7821	5	7826	7827	
11-17	-	0	7821	7	7828	7829	
11-20	177-202	0	8968	7	8975	8976	
11-21	203-244	0	10789	7	10796	10797	
11-22	245-Canv 1	0	11929	8	11937	11938	
11-27	Canv 2-4	0	11968	8	11976	11977	
12-4	Canv 5-6	0	11982	8	11990	11991	



TRACY SHAW – TOOEELE COUNTY CLERK
47 South Main Street, Tooele, Utah 84074
tracy.shaw@tooeleco.org
435-843-3140 / Fax 435-882-7317

Election Canvass Affidavit

STATE OF UTAH)

: SS

COUNTY OF TOOEELE)

I, Tracy Shaw, being sworn as the Election Officer of Tooele County, do hereby state the following:


The attached results from the 2023 General Election are true and correct to the best of my knowledge;

The 2023 General Election was conducted in compliance with the rules and regulations for ballot security as outlined by the Lieutenant Governor's Office;

And the Clerk's office maintains the voter registration database in accordance with federal and state laws and rules.


Tracy Shaw
Tooele County Clerk

SUBSCRIBED AND SWORN to before me by Tracy Shaw, on this 30 day of November, 2023.


Notary Public Signature

My Commission Expires:

June 15, 2026



STATISTICS

	TOTAL
Registered Voters - Total	38,042
Ballots Cast - Total	11,990
Voter Turnout - Total	31.52%

U. S. House District 2
Vote For 1

	TOTAL	VOTE %
REP CELESTE MALOY	6,844	59.14%
DEM KATHLEEN RIEBE	2,628	22.71%
PERRY T. MYERS	737	6.37%
LIB BRADLEY GARTH GREEN	418	3.61%
UUP JANUARY WALKER	365	3.15%
CON CASSIE EASLEY	356	3.08%
JOE BUCHMAN	189	1.63%
Write-In: Uncertified Candidates	36	0.31%
Write-In: Jonathan La Rele Peterson	0	0.00%
Write-In Totals	36	0.31%
Not Assigned	0	0.00%
Total Votes Cast	11,573	100.00%

DG01

STATISTICS	
	TOTAL
Registered Voters - Total	99
Ballots Cast - Total	19
Voter Turnout - Total	19.19%

U. S. House District 2
Vote For 1

	TOTAL	VOTE %
DEM KATHLEEN RIEBE	7	36.84%
PERRY T. MYERS	5	26.32%
REP CELESTE MALOY	4	21.05%
JOE BUCHMAN	3	15.79%
CON CASSIE EASLEY	0	0.00%
UUP JANUARY WALKER	0	0.00%
LIB BRADLEY GARTH GREEN	0	0.00%
Write-In: Jonathan La Rele Peterson	0	0.00%
Write-In: Uncertified Candidates	0	0.00%
Write-In Totals	0	0.00%
Not Assigned	0	0.00%
Total Votes Cast	19	100.00%

DG02 Suppressed

STATISTICS

	TOTAL
Registered Voters - Total	28
Ballots Cast - Total	8
Voter Turnout - Total	28.57%

U. S. House District 2

Vote For 1

	TOTAL	VOTE %
REP CELESTE MALOY		
CON CASSIE EASLEY		
PERRY T. MYERS		
DEM KATHLEEN RIEBE		
UUP JANUARY WALKER		
LIB BRADLEY GARTH GREEN		
JOE BUCHMAN		
Write-In: Jonathan La Rele Peterson		
Write-In: Uncertified Candidates		
Write-In Totals		
Not Assigned		
Total Votes Cast		

EC01

STATISTICS	
	TOTAL
Registered Voters - Total	403
Ballots Cast - Total	167
Voter Turnout - Total	41.44%

U. S. House District 2
Vote For 1

	TOTAL	VOTE %
REP CELESTE MALOY	98	60.12%
DEM KATHLEEN RIEBE	31	19.02%
PERRY T. MYERS	21	12.88%
LIB BRADLEY GARTH GREEN	5	3.07%
CON CASSIE EASLEY	3	1.84%
UUP JANUARY WALKER	3	1.84%
JOE BUCHMAN	1	0.61%
Write-In: Uncertified Candidates	1	0.61%
Write-In: Jonathan La Rele Peterson	0	0.00%
Write-In Totals	1	0.61%
Not Assigned	0	0.00%
Total Votes Cast	163	100.00%

EC02:1

STATISTICS

	TOTAL
Registered Voters - Total	3
Ballots Cast - Total	0
Voter Turnout - Total	0.00%

U. S. House District 2

Vote For 1

	TOTAL	VOTE %
PERRY T. MYERS	0	
REP CELESTE MALOY	0	
CON CASSIE EASLEY	0	
UUP JANUARY WALKER	0	
DEM KATHLEEN RIEBE	0	
LIB BRADLEY GARTH GREEN	0	
JOE BUCHMAN	0	
Write-In: Jonathan La Rele Peterson	0	
Write-In: Uncertified Candidates	0	
Write-In Totals	0	
Not Assigned	0	
Total Votes Cast	0	

EC02:2

STATISTICS	
	TOTAL
Registered Voters - Total	354
Ballots Cast - Total	113
Voter Turnout - Total	31.92%

U. S. House District 2

Vote For 1

	TOTAL	VOTE %
REP CELESTE MALOY	81	71.68%
DEM KATHLEEN RIEBE	14	12.39%
LIB BRADLEY GARTH GREEN	5	4.42%
JOE BUCHMAN	5	4.42%
CON CASSIE EASLEY	4	3.54%
PERRY T. MYERS	3	2.65%
UUP JANUARY WALKER	1	0.88%
Write-In: Jonathan La Rele Peterson	0	0.00%
Write-In: Uncertified Candidates	0	0.00%
Write-In Totals	0	0.00%
Not Assigned	0	0.00%
Total Votes Cast	113	100.00%

EC03:1

STATISTICS	
	TOTAL
Registered Voters - Total	150
Ballots Cast - Total	66
Voter Turnout - Total	44.00%

U. S. House District 2
Vote For 1

	TOTAL	VOTE %
REP CELESTE MALOY	52	81.25%
DEM KATHLEEN RIEBE	7	10.94%
PERRY T. MYERS	3	4.69%
CON CASSIE EASLEY	2	3.12%
UUP JANUARY WALKER	0	0.00%
LIB BRADLEY GARTH GREEN	0	0.00%
JOE BUCHMAN	0	0.00%
Write-In: Jonathan La Rele Peterson	0	0.00%
Write-In: Uncertified Candidates	0	0.00%
Write-In Totals	0	0.00%
Not Assigned	0	0.00%
Total Votes Cast	64	100.00%

EC03:2

STATISTICS	
	TOTAL
Registered Voters - Total	334
Ballots Cast - Total	142
Voter Turnout - Total	42.52%

U. S. House District 2
Vote For 1

	TOTAL	VOTE %
REP CELESTE MALOY	100	71.43%
DEM KATHLEEN RIEBE	22	15.71%
PERRY T. MYERS	11	7.86%
CON CASSIE EASLEY	3	2.14%
LIB BRADLEY GARTH GREEN	2	1.43%
UUP JANUARY WALKER	1	0.71%
JOE BUCHMAN	1	0.71%
Write-In: Jonathan La Rele Peterson	0	0.00%
Write-In: Uncertified Candidates	0	0.00%
Write-In Totals	0	0.00%
Not Assigned	0	0.00%
Total Votes Cast	140	100.00%

EC04:1

STATISTICS	
	TOTAL
Registered Voters - Total	295
Ballots Cast - Total	84
Voter Turnout - Total	28.47%

U. S. House District 2
Vote For 1

	TOTAL	VOTE %
REP CELESTE MALOY	56	66.67%
DEM KATHLEEN RIEBE	18	21.43%
PERRY T. MYERS	4	4.76%
UUP JANUARY WALKER	4	4.76%
CON CASSIE EASLEY	1	1.19%
LIB BRADLEY GARTH GREEN	1	1.19%
JOE BUCHMAN	0	0.00%
Write-In: Jonathan La Rele Peterson	0	0.00%
Write-In: Uncertified Candidates	0	0.00%
Write-In Totals	0	0.00%
Not Assigned	0	0.00%
Total Votes Cast	84	100.00%

EC04:2

STATISTICS	
	TOTAL
Registered Voters - Total	68
Ballots Cast - Total	32
Voter Turnout - Total	47.06%

U. S. House District 2
Vote For 1

	TOTAL	VOTE %
REP CELESTE MALOY	19	59.38%
DEM KATHLEEN RIEBE	4	12.50%
PERRY T. MYERS	3	9.38%
LIB BRADLEY GARTH GREEN	3	9.38%
CON CASSIE EASLEY	2	6.25%
UUP JANUARY WALKER	1	3.12%
JOE BUCHMAN	0	0.00%
Write-In: Jonathan La Rele Peterson	0	0.00%
Write-In: Uncertified Candidates	0	0.00%
Write-In Totals	0	0.00%
Not Assigned	0	0.00%
Total Votes Cast	32	100.00%

EC05

STATISTICS

	TOTAL
Registered Voters - Total	595
Ballots Cast - Total	288
Voter Turnout - Total	48.40%

U. S. House District 2

Vote For 1

	TOTAL	VOTE %
REP CELESTE MALOY	165	61.34%
DEM KATHLEEN RIEBE	53	19.70%
PERRY T. MYERS	25	9.29%
LIB BRADLEY GARTH GREEN	12	4.46%
CON CASSIE EASLEY	7	2.60%
UUP JANUARY WALKER	5	1.86%
JOE BUCHMAN	1	0.37%
Write-In: Uncertified Candidates	1	0.37%
Write-In: Jonathan La Rele Peterson	0	0.00%
Write-In Totals	1	0.37%
Not Assigned	0	0.00%
Total Votes Cast	269	100.00%

GV01:1

STATISTICS	
	TOTAL
Registered Voters - Total	822
Ballots Cast - Total	303
Voter Turnout - Total	36.86%

U. S. House District 2
Vote For 1

	TOTAL	VOTE %
REP CELESTE MALOY	217	74.57%
DEM KATHLEEN RIEBE	23	7.90%
PERRY T. MYERS	16	5.50%
UUP JANUARY WALKER	14	4.81%
CON CASSIE EASLEY	13	4.47%
LIB BRADLEY GARTH GREEN	6	2.06%
JOE BUCHMAN	2	0.69%
Write-In: Jonathan La Rele Peterson	0	0.00%
Write-In: Uncertified Candidates	0	0.00%
Write-In Totals	0	0.00%
Not Assigned	0	0.00%
Total Votes Cast	291	100.00%

GV01:2U

STATISTICS

	TOTAL
Registered Voters - Total	150
Ballots Cast - Total	42
Voter Turnout - Total	28.00%

U. S. House District 2

Vote For 1

	TOTAL	VOTE %
REP CELESTE MALOY	27	65.85%
DEM KATHLEEN RIEBE	10	24.39%
JOE BUCHMAN	2	4.88%
PERRY T. MYERS	1	2.44%
CON CASSIE EASLEY	1	2.44%
UUP JANUARY WALKER	0	0.00%
LIB BRADLEY GARTH GREEN	0	0.00%
Write-In: Jonathan La Rele Peterson	0	0.00%
Write-In: Uncertified Candidates	0	0.00%
Write-In Totals	0	0.00%
Not Assigned	0	0.00%
Total Votes Cast	41	100.00%

GV01:3U Suppressed

STATISTICS

	TOTAL
Registered Voters - Total	27
Ballots Cast - Total	7
Voter Turnout - Total	25.93%

U. S. House District 2

Vote For 1

	TOTAL	VOTE %
DEM KATHLEEN RIEBE		
REP CELESTE MALOY		
PERRY T. MYERS		
CON CASSIE EASLEY		
UUP JANUARY WALKER		
LIB BRADLEY GARTH GREEN		
JOE BUCHMAN		
Write-In: Jonathan La Rele Peterson		
Write-In: Uncertified Candidates		
Write-In Totals		
Not Assigned		
Total Votes Cast		

GV02:1

STATISTICS	
	TOTAL
Registered Voters - Total	747
Ballots Cast - Total	225
Voter Turnout - Total	30.12%

U. S. House District 2
Vote For 1

	TOTAL	VOTE %
REP CELESTE MALOY	154	70.00%
DEM KATHLEEN RIEBE	26	11.82%
UUP JANUARY WALKER	14	6.36%
PERRY T. MYERS	12	5.45%
LIB BRADLEY GARTH GREEN	6	2.73%
CON CASSIE EASLEY	5	2.27%
JOE BUCHMAN	3	1.36%
Write-In: Jonathan La Rele Peterson	0	0.00%
Write-In: Uncertified Candidates	0	0.00%
Write-In Totals	0	0.00%
Not Assigned	0	0.00%
Total Votes Cast	220	100.00%

GV02:2

STATISTICS

	TOTAL
Registered Voters - Total	6
Ballots Cast - Total	0
Voter Turnout - Total	0.00%

U. S. House District 2

Vote For 1

	TOTAL	VOTE %
PERRY T. MYERS	0	
REP CELESTE MALOY	0	
CON CASSIE EASLEY	0	
UUP JANUARY WALKER	0	
DEM KATHLEEN RIEBE	0	
LIB BRADLEY GARTH GREEN	0	
JOE BUCHMAN	0	
Write-In: Jonathan La Rele Peterson	0	
Write-In: Uncertified Candidates	0	
Write-In Totals	0	
Not Assigned	0	
Total Votes Cast	0	

GV02:3

STATISTICS

	TOTAL
Registered Voters - Total	0
Ballots Cast - Total	0
Voter Turnout - Total	0.00%

U. S. House District 2

Vote For 1

	TOTAL	VOTE %
PERRY T. MYERS	0	
REP CELESTE MALOY	0	
CON CASSIE EASLEY	0	
UUP JANUARY WALKER	0	
DEM KATHLEEN RIEBE	0	
LIB BRADLEY GARTH GREEN	0	
JOE BUCHMAN	0	
Write-In: Jonathan La Rele Peterson	0	
Write-In: Uncertified Candidates	0	
Write-In Totals	0	
Not Assigned	0	
Total Votes Cast	0	

GV02:4

STATISTICS	
	TOTAL
Registered Voters - Total	0
Ballots Cast - Total	0
Voter Turnout - Total	0.00%

U. S. House District 2
Vote For 1

	TOTAL	VOTE %
PERRY T. MYERS	0	
REP CELESTE MALOY	0	
CON CASSIE EASLEY	0	
UUP JANUARY WALKER	0	
DEM KATHLEEN RIEBE	0	
LIB BRADLEY GARTH GREEN	0	
JOE BUCHMAN	0	
Write-In: Jonathan La Rele Peterson	0	
Write-In: Uncertified Candidates	0	
Write-In Totals	0	
Not Assigned	0	
Total Votes Cast	0	

GV03

STATISTICS

	TOTAL
Registered Voters - Total	873
Ballots Cast - Total	267
Voter Turnout - Total	30.58%

U. S. House District 2

Vote For 1

	TOTAL	VOTE %
REP CELESTE MALOY	154	59.00%
DEM KATHLEEN RIEBE	52	19.92%
PERRY T. MYERS	17	6.51%
CON CASSIE EASLEY	15	5.75%
UUP JANUARY WALKER	14	5.36%
LIB BRADLEY GARTH GREEN	7	2.68%
JOE BUCHMAN	2	0.77%
Write-In: Jonathan La Rele Peterson	0	0.00%
Write-In: Uncertified Candidates	0	0.00%
Write-In Totals	0	0.00%
Not Assigned	0	0.00%
Total Votes Cast	261	100.00%

GV04:1

STATISTICS	
	TOTAL
Registered Voters - Total	1,035
Ballots Cast - Total	290
Voter Turnout - Total	28.02%

U. S. House District 2
Vote For 1

	TOTAL	VOTE %
REP CELESTE MALOY	187	65.38%
DEM KATHLEEN RIEBE	48	16.78%
PERRY T. MYERS	21	7.34%
LIB BRADLEY GARTH GREEN	14	4.90%
UUP JANUARY WALKER	9	3.15%
CON CASSIE EASLEY	6	2.10%
JOE BUCHMAN	1	0.35%
Write-In: Jonathan La Rele Peterson	0	0.00%
Write-In: Uncertified Candidates	0	0.00%
Write-In Totals	0	0.00%
Not Assigned	0	0.00%
Total Votes Cast	286	100.00%

GV04:2U

STATISTICS	
	TOTAL
Registered Voters - Total	4
Ballots Cast - Total	0
Voter Turnout - Total	0.00%

U. S. House District 2
Vote For 1

	TOTAL	VOTE %
PERRY T. MYERS	0	
REP CELESTE MALOY	0	
CON CASSIE EASLEY	0	
UUP JANUARY WALKER	0	
DEM KATHLEEN RIEBE	0	
LIB BRADLEY GARTH GREEN	0	
JOE BUCHMAN	0	
Write-In: Jonathan La Rele Peterson	0	
Write-In: Uncertified Candidates	0	
Write-In Totals	0	
Not Assigned	0	
Total Votes Cast	0	

GV04:3U

STATISTICS

	TOTAL
Registered Voters - Total	0
Ballots Cast - Total	0
Voter Turnout - Total	0.00%

U. S. House District 2

Vote For 1

	TOTAL	VOTE %
PERRY T. MYERS	0	
REP CELESTE MALOY	0	
CON CASSIE EASLEY	0	
UUP JANUARY WALKER	0	
DEM KATHLEEN RIEBE	0	
LIB BRADLEY GARTH GREEN	0	
JOE BUCHMAN	0	
Write-In: Jonathan La Rele Peterson	0	
Write-In: Uncertified Candidates	0	
Write-In Totals	0	
Not Assigned	0	
Total Votes Cast	0	

GV05

STATISTICS

	TOTAL
Registered Voters - Total	824
Ballots Cast - Total	345
Voter Turnout - Total	41.87%

U. S. House District 2

Vote For 1

	TOTAL	VOTE %
REP CELESTE MALOY	217	64.78%
DEM KATHLEEN RIEBE	42	12.54%
PERRY T. MYERS	35	10.45%
LIB BRADLEY GARTH GREEN	19	5.67%
CON CASSIE EASLEY	8	2.39%
UUP JANUARY WALKER	7	2.09%
JOE BUCHMAN	7	2.09%
Write-In: Jonathan La Rele Peterson	0	0.00%
Write-In: Uncertified Candidates	0	0.00%
Write-In Totals	0	0.00%
Not Assigned	0	0.00%
Total Votes Cast	335	100.00%

GV06

STATISTICS	
	TOTAL
Registered Voters - Total	525
Ballots Cast - Total	227
Voter Turnout - Total	43.24%

U. S. House District 2
Vote For 1

	TOTAL	VOTE %
REP CELESTE MALOY	155	70.78%
DEM KATHLEEN RIEBE	25	11.42%
CON CASSIE EASLEY	11	5.02%
PERRY T. MYERS	10	4.57%
LIB BRADLEY GARTH GREEN	8	3.65%
JOE BUCHMAN	5	2.28%
UUP JANUARY WALKER	4	1.83%
Write-In: Uncertified Candidates	1	0.46%
Write-In: Jonathan La Rele Peterson	0	0.00%
Write-In Totals	1	0.46%
Not Assigned	0	0.00%
Total Votes Cast	219	100.00%

GV07

STATISTICS

	TOTAL
Registered Voters - Total	872
Ballots Cast - Total	275
Voter Turnout - Total	31.54%

U. S. House District 2

Vote For 1

	TOTAL	VOTE %
REP CELESTE MALOY	193	71.75%
DEM KATHLEEN RIEBE	34	12.64%
PERRY T. MYERS	16	5.95%
LIB BRADLEY GARTH GREEN	9	3.35%
CON CASSIE EASLEY	8	2.97%
UUP JANUARY WALKER	8	2.97%
JOE BUCHMAN	1	0.37%
Write-In: Jonathan La Rele Peterson	0	0.00%
Write-In: Uncertified Candidates	0	0.00%
Write-In Totals	0	0.00%
Not Assigned	0	0.00%
Total Votes Cast	269	100.00%

GV08

STATISTICS	
	TOTAL
Registered Voters - Total	534
Ballots Cast - Total	140
Voter Turnout - Total	26.22%

U. S. House District 2
Vote For 1

	TOTAL	VOTE %
REP CELESTE MALOY	89	63.57%
DEM KATHLEEN RIEBE	23	16.43%
PERRY T. MYERS	14	10.00%
CON CASSIE EASLEY	6	4.29%
UUP JANUARY WALKER	6	4.29%
LIB BRADLEY GARTH GREEN	2	1.43%
JOE BUCHMAN	0	0.00%
Write-In: Jonathan La Rele Peterson	0	0.00%
Write-In: Uncertified Candidates	0	0.00%
Write-In Totals	0	0.00%
Not Assigned	0	0.00%
Total Votes Cast	140	100.00%

GV09

STATISTICS

	TOTAL
Registered Voters - Total	549
Ballots Cast - Total	179
Voter Turnout - Total	32.60%

U. S. House District 2

Vote For 1

	TOTAL	VOTE %
REP CELESTE MALOY	118	67.43%
DEM KATHLEEN RIEBE	24	13.71%
PERRY T. MYERS	14	8.00%
CON CASSIE EASLEY	9	5.14%
LIB BRADLEY GARTH GREEN	5	2.86%
UUP JANUARY WALKER	4	2.29%
JOE BUCHMAN	1	0.57%
Write-In: Jonathan La Rele Peterson	0	0.00%
Write-In: Uncertified Candidates	0	0.00%
Write-In Totals	0	0.00%
Not Assigned	0	0.00%
Total Votes Cast	175	100.00%

GV10

STATISTICS	
	TOTAL
Registered Voters - Total	569
Ballots Cast - Total	153
Voter Turnout - Total	26.89%

U. S. House District 2

Vote For 1

	TOTAL	VOTE %
REP CELESTE MALOY	107	69.93%
DEM KATHLEEN RIEBE	34	22.22%
PERRY T. MYERS	7	4.58%
LIB BRADLEY GARTH GREEN	3	1.96%
CON CASSIE EASLEY	1	0.65%
JOE BUCHMAN	1	0.65%
UUP JANUARY WALKER	0	0.00%
Write-In: Jonathan La Rele Peterson	0	0.00%
Write-In: Uncertified Candidates	0	0.00%
Write-In Totals	0	0.00%
Not Assigned	0	0.00%
Total Votes Cast	153	100.00%

IB01 Suppressed

STATISTICS

	TOTAL
Registered Voters - Total	32
Ballots Cast - Total	8
Voter Turnout - Total	25.00%

U. S. House District 2

Vote For 1

	TOTAL	VOTE %
REP CELESTE MALOY		
DEM KATHLEEN RIEBE		
LIB BRADLEY GARTH GREEN		
PERRY T. MYERS		
CON CASSIE EASLEY		
UUP JANUARY WALKER		
JOE BUCHMAN		
Write-In: Jonathan La Rele Peterson		
Write-In: Uncertified Candidates		
Write-In Totals		
Not Assigned		
Total Votes Cast		

LC01

STATISTICS

	TOTAL
Registered Voters - Total	416
Ballots Cast - Total	150
Voter Turnout - Total	36.06%

U. S. House District 2

Vote For 1

	TOTAL	VOTE %
REP CELESTE MALOY	98	65.33%
DEM KATHLEEN RIEBE	38	25.33%
JOE BUCHMAN	7	4.67%
PERRY T. MYERS	5	3.33%
CON CASSIE EASLEY	2	1.33%
UUP JANUARY WALKER	0	0.00%
LIB BRADLEY GARTH GREEN	0	0.00%
Write-In: Jonathan La Rele Peterson	0	0.00%
Write-In: Uncertified Candidates	0	0.00%
Write-In Totals	0	0.00%
Not Assigned	0	0.00%
Total Votes Cast	150	100.00%

LP01:1

STATISTICS

	TOTAL
Registered Voters - Total	1
Ballots Cast - Total	0
Voter Turnout - Total	0.00%

U. S. House District 2

Vote For 1

	TOTAL	VOTE %
PERRY T. MYERS	0	
REP CELESTE MALOY	0	
CON CASSIE EASLEY	0	
UUP JANUARY WALKER	0	
DEM KATHLEEN RIEBE	0	
LIB BRADLEY GARTH GREEN	0	
JOE BUCHMAN	0	
Write-In: Jonathan La Rele Peterson	0	
Write-In: Uncertified Candidates	0	
Write-In Totals	0	
Not Assigned	0	
Total Votes Cast	0	

LP01:2

STATISTICS

	TOTAL
Registered Voters - Total	754
Ballots Cast - Total	204
Voter Turnout - Total	27.06%

U. S. House District 2

Vote For 1

	TOTAL	VOTE %
REP CELESTE MALOY	118	59.60%
DEM KATHLEEN RIEBE	38	19.19%
LIB BRADLEY GARTH GREEN	12	6.06%
PERRY T. MYERS	11	5.56%
UUP JANUARY WALKER	10	5.05%
CON CASSIE EASLEY	6	3.03%
JOE BUCHMAN	3	1.52%
Write-In: Jonathan La Rele Peterson	0	0.00%
Write-In: Uncertified Candidates	0	0.00%
Write-In Totals	0	0.00%
Not Assigned	0	0.00%
Total Votes Cast	198	100.00%

LP02

STATISTICS	
	TOTAL
Registered Voters - Total	820
Ballots Cast - Total	432
Voter Turnout - Total	52.68%

U. S. House District 2
Vote For 1

	TOTAL	VOTE %
REP CELESTE MALOY	257	61.63%
DEM KATHLEEN RIEBE	62	14.87%
PERRY T. MYERS	36	8.63%
CON CASSIE EASLEY	32	7.67%
LIB BRADLEY GARTH GREEN	20	4.80%
UUP JANUARY WALKER	6	1.44%
JOE BUCHMAN	4	0.96%
Write-In: Jonathan La Rele Peterson	0	0.00%
Write-In: Uncertified Candidates	0	0.00%
Write-In Totals	0	0.00%
Not Assigned	0	0.00%
Total Votes Cast	417	100.00%

RV01:1

STATISTICS

	TOTAL
Registered Voters - Total	275
Ballots Cast - Total	108
Voter Turnout - Total	39.27%

U. S. House District 2

Vote For 1

	TOTAL	VOTE %
REP CELESTE MALOY	76	70.37%
DEM KATHLEEN RIEBE	14	12.96%
PERRY T. MYERS	10	9.26%
LIB BRADLEY GARTH GREEN	4	3.70%
CON CASSIE EASLEY	3	2.78%
JOE BUCHMAN	1	0.93%
UUP JANUARY WALKER	0	0.00%
Write-In: Jonathan La Rele Peterson	0	0.00%
Write-In: Uncertified Candidates	0	0.00%
Write-In Totals	0	0.00%
Not Assigned	0	0.00%
Total Votes Cast	108	100.00%

RV01:2U

STATISTICS

	TOTAL
Registered Voters - Total	66
Ballots Cast - Total	27
Voter Turnout - Total	40.91%

U. S. House District 2

Vote For 1

	TOTAL	VOTE %
REP CELESTE MALOY	23	85.19%
PERRY T. MYERS	2	7.41%
DEM KATHLEEN RIEBE	1	3.70%
JOE BUCHMAN	1	3.70%
CON CASSIE EASLEY	0	0.00%
UUP JANUARY WALKER	0	0.00%
LIB BRADLEY GARTH GREEN	0	0.00%
Write-In: Jonathan La Rele Peterson	0	0.00%
Write-In: Uncertified Candidates	0	0.00%
Write-In Totals	0	0.00%
Not Assigned	0	0.00%
Total Votes Cast	27	100.00%

SP01

STATISTICS	
	TOTAL
Registered Voters - Total	794
Ballots Cast - Total	245
Voter Turnout - Total	30.86%

U. S. House District 2
Vote For 1

	TOTAL	VOTE %
REP CELESTE MALOY	157	65.42%
DEM KATHLEEN RIEBE	53	22.08%
UUP JANUARY WALKER	9	3.75%
CON CASSIE EASLEY	6	2.50%
LIB BRADLEY GARTH GREEN	6	2.50%
PERRY T. MYERS	4	1.67%
JOE BUCHMAN	4	1.67%
Write-In: Uncertified Candidates	1	0.42%
Write-In: Jonathan La Rele Peterson	0	0.00%
Write-In Totals	1	0.42%
Not Assigned	0	0.00%
Total Votes Cast	240	100.00%

SP02

STATISTICS	
	TOTAL
Registered Voters - Total	767
Ballots Cast - Total	257
Voter Turnout - Total	33.51%

U. S. House District 2

Vote For 1

	TOTAL	VOTE %
REP CELESTE MALOY	155	62.25%
DEM KATHLEEN RIEBE	70	28.11%
PERRY T. MYERS	14	5.62%
UUP JANUARY WALKER	5	2.01%
LIB BRADLEY GARTH GREEN	2	0.80%
JOE BUCHMAN	2	0.80%
CON CASSIE EASLEY	1	0.40%
Write-In: Jonathan La Rele Peterson	0	0.00%
Write-In: Uncertified Candidates	0	0.00%
Write-In Totals	0	0.00%
Not Assigned	0	0.00%
Total Votes Cast	249	100.00%

SP03:1

STATISTICS

	TOTAL
Registered Voters - Total	686
Ballots Cast - Total	132
Voter Turnout - Total	19.24%

U. S. House District 2

Vote For 1

	TOTAL	VOTE %
REP CELESTE MALOY	71	55.91%
DEM KATHLEEN RIEBE	34	26.77%
PERRY T. MYERS	9	7.09%
UUP JANUARY WALKER	7	5.51%
CON CASSIE EASLEY	4	3.15%
LIB BRADLEY GARTH GREEN	1	0.79%
JOE BUCHMAN	1	0.79%
Write-In: Jonathan La Rele Peterson	0	0.00%
Write-In: Uncertified Candidates	0	0.00%
Write-In Totals	0	0.00%
Not Assigned	0	0.00%
Total Votes Cast	127	100.00%

SP03:2

STATISTICS	
	TOTAL
Registered Voters - Total	204
Ballots Cast - Total	71
Voter Turnout - Total	34.80%

U. S. House District 2
Vote For 1

	TOTAL	VOTE %
REP CELESTE MALOY	29	40.85%
DEM KATHLEEN RIEBE	24	33.80%
LIB BRADLEY GARTH GREEN	11	15.49%
PERRY T. MYERS	3	4.23%
CON CASSIE EASLEY	2	2.82%
UUP JANUARY WALKER	2	2.82%
JOE BUCHMAN	0	0.00%
Write-In: Jonathan La Rele Peterson	0	0.00%
Write-In: Uncertified Candidates	0	0.00%
Write-In Totals	0	0.00%
Not Assigned	0	0.00%
Total Votes Cast	71	100.00%

SP04:1

STATISTICS

	TOTAL
Registered Voters - Total	864
Ballots Cast - Total	200
Voter Turnout - Total	23.15%

U. S. House District 2

Vote For 1

	TOTAL	VOTE %
REP CELESTE MALOY	94	48.21%
DEM KATHLEEN RIEBE	54	27.69%
UUP JANUARY WALKER	17	8.72%
PERRY T. MYERS	13	6.67%
CON CASSIE EASLEY	7	3.59%
LIB BRADLEY GARTH GREEN	7	3.59%
JOE BUCHMAN	3	1.54%
Write-In: Jonathan La Rele Peterson	0	0.00%
Write-In: Uncertified Candidates	0	0.00%
Write-In Totals	0	0.00%
Not Assigned	0	0.00%
Total Votes Cast	195	100.00%

STATISTICS

	TOTAL
Registered Voters - Total	77
Ballots Cast - Total	12
Voter Turnout - Total	15.58%

U. S. House District 2
Vote For 1

	TOTAL	VOTE %
REP CELESTE MALOY		
DEM KATHLEEN RIEBE		
LIB BRADLEY GARTH GREEN		
PERRY T. MYERS		
CON CASSIE EASLEY		
UUP JANUARY WALKER		
JOE BUCHMAN		
Write-In: Jonathan La Rele Peterson		
Write-In: Uncertified Candidates		
Write-In Totals		
Not Assigned		
Total Votes Cast		

SP05

STATISTICS

	TOTAL
Registered Voters - Total	813
Ballots Cast - Total	226
Voter Turnout - Total	27.80%

U. S. House District 2

Vote For 1

	TOTAL	VOTE %
REP CELESTE MALOY	129	60.28%
DEM KATHLEEN RIEBE	58	27.10%
JOE BUCHMAN	7	3.27%
UUP JANUARY WALKER	6	2.80%
LIB BRADLEY GARTH GREEN	6	2.80%
CON CASSIE EASLEY	5	2.34%
PERRY T. MYERS	3	1.40%
Write-In: Jonathan La Rele Peterson	0	0.00%
Write-In: Uncertified Candidates	0	0.00%
Write-In Totals	0	0.00%
Not Assigned	0	0.00%
Total Votes Cast	214	100.00%

SP06

STATISTICS	
	TOTAL
Registered Voters - Total	679
Ballots Cast - Total	303
Voter Turnout - Total	44.62%

U. S. House District 2
Vote For 1

	TOTAL	VOTE %
REP CELESTE MALOY	131	44.41%
DEM KATHLEEN RIEBE	117	39.66%
PERRY T. MYERS	13	4.41%
UUP JANUARY WALKER	12	4.07%
CON CASSIE EASLEY	10	3.39%
LIB BRADLEY GARTH GREEN	7	2.37%
JOE BUCHMAN	5	1.69%
Write-In: Jonathan La Rele Peterson	0	0.00%
Write-In: Uncertified Candidates	0	0.00%
Write-In Totals	0	0.00%
Not Assigned	0	0.00%
Total Votes Cast	295	100.00%

SP07

STATISTICS	
	TOTAL
Registered Voters - Total	580
Ballots Cast - Total	120
Voter Turnout - Total	20.69%

U. S. House District 2

Vote For 1

	TOTAL	VOTE %
REP CELESTE MALOY	68	59.13%
DEM KATHLEEN RIEBE	35	30.43%
UUP JANUARY WALKER	5	4.35%
LIB BRADLEY GARTH GREEN	4	3.48%
PERRY T. MYERS	2	1.74%
JOE BUCHMAN	1	0.87%
CON CASSIE EASLEY	0	0.00%
Write-In: Jonathan La Rele Peterson	0	0.00%
Write-In: Uncertified Candidates	0	0.00%
Write-In Totals	0	0.00%
Not Assigned	0	0.00%
Total Votes Cast	115	100.00%

SP08

STATISTICS	
	TOTAL
Registered Voters - Total	809
Ballots Cast - Total	198
Voter Turnout - Total	24.47%

U. S. House District 2

Vote For 1

	TOTAL	VOTE %
REP CELESTE MALOY	101	53.16%
DEM KATHLEEN RIEBE	62	32.63%
PERRY T. MYERS	11	5.79%
LIB BRADLEY GARTH GREEN	5	2.63%
UUP JANUARY WALKER	4	2.11%
JOE BUCHMAN	4	2.11%
CON CASSIE EASLEY	3	1.58%
Write-In: Jonathan La Rele Peterson	0	0.00%
Write-In: Uncertified Candidates	0	0.00%
Write-In Totals	0	0.00%
Not Assigned	0	0.00%
Total Votes Cast	190	100.00%

SP09:1

STATISTICS	
	TOTAL
Registered Voters - Total	509
Ballots Cast - Total	154
Voter Turnout - Total	30.26%

U. S. House District 2
Vote For 1

	TOTAL	VOTE %
REP CELESTE MALOY	92	61.33%
DEM KATHLEEN RIEBE	33	22.00%
UUP JANUARY WALKER	9	6.00%
PERRY T. MYERS	5	3.33%
LIB BRADLEY GARTH GREEN	5	3.33%
JOE BUCHMAN	3	2.00%
CON CASSIE EASLEY	2	1.33%
Write-In: Uncertified Candidates	1	0.67%
Write-In: Jonathan La Rele Peterson	0	0.00%
Write-In Totals	1	0.67%
Not Assigned	0	0.00%
Total Votes Cast	150	100.00%

SP09:2

STATISTICS

	TOTAL
Registered Voters - Total	0
Ballots Cast - Total	0
Voter Turnout - Total	0.00%

U. S. House District 2

Vote For 1

	TOTAL	VOTE %
PERRY T. MYERS	0	
REP CELESTE MALOY	0	
CON CASSIE EASLEY	0	
UUP JANUARY WALKER	0	
DEM KATHLEEN RIEBE	0	
LIB BRADLEY GARTH GREEN	0	
JOE BUCHMAN	0	
Write-In: Jonathan La Rele Peterson	0	
Write-In: Uncertified Candidates	0	
Write-In Totals	0	
Not Assigned	0	
Total Votes Cast	0	

SP09:3

STATISTICS	
	TOTAL
Registered Voters - Total	0
Ballots Cast - Total	0
Voter Turnout - Total	0.00%

U. S. House District 2
Vote For 1

	TOTAL	VOTE %
PERRY T. MYERS	0	
REP CELESTE MALOY	0	
CON CASSIE EASLEY	0	
UUP JANUARY WALKER	0	
DEM KATHLEEN RIEBE	0	
LIB BRADLEY GARTH GREEN	0	
JOE BUCHMAN	0	
Write-In: Jonathan La Rele Peterson	0	
Write-In: Uncertified Candidates	0	
Write-In Totals	0	
Not Assigned	0	
Total Votes Cast	0	

SP10

STATISTICS	
	TOTAL
Registered Voters - Total	494
Ballots Cast - Total	199
Voter Turnout - Total	40.28%

U. S. House District 2

Vote For 1

	TOTAL	VOTE %
REP CELESTE MALOY	104	54.17%
DEM KATHLEEN RIEBE	72	37.50%
PERRY T. MYERS	8	4.17%
LIB BRADLEY GARTH GREEN	4	2.08%
JOE BUCHMAN	3	1.56%
UUP JANUARY WALKER	1	0.52%
CON CASSIE EASLEY	0	0.00%
Write-In: Jonathan La Rele Peterson	0	0.00%
Write-In: Uncertified Candidates	0	0.00%
Write-In Totals	0	0.00%
Not Assigned	0	0.00%
Total Votes Cast	192	100.00%

ST01:1

STATISTICS

	TOTAL
Registered Voters - Total	222
Ballots Cast - Total	93
Voter Turnout - Total	41.89%

U. S. House District 2

Vote For 1

	TOTAL	VOTE %
REP CELESTE MALOY	52	55.91%
DEM KATHLEEN RIEBE	20	21.51%
PERRY T. MYERS	12	12.90%
CON CASSIE EASLEY	4	4.30%
UUP JANUARY WALKER	2	2.15%
JOE BUCHMAN	2	2.15%
LIB BRADLEY GARTH GREEN	1	1.08%
Write-In: Jonathan La Rele Peterson	0	0.00%
Write-In: Uncertified Candidates	0	0.00%
Write-In Totals	0	0.00%
Not Assigned	0	0.00%
Total Votes Cast	93	100.00%

ST01:2U Suppressed

STATISTICS

	TOTAL
Registered Voters - Total	27
Ballots Cast - Total	12
Voter Turnout - Total	44.44%

U. S. House District 2

Vote For 1

	TOTAL	VOTE %
DEM KATHLEEN RIEBE		
REP CELESTE MALOY		
PERRY T. MYERS		
CON CASSIE EASLEY		
UUP JANUARY WALKER		
LIB BRADLEY GARTH GREEN		
JOE BUCHMAN		
Write-In: Jonathan La Rele Peterson		
Write-In: Uncertified Candidates		
Write-In Totals		
Not Assigned		
Total Votes Cast		

ST01:3U Suppressed

STATISTICS

	TOTAL
Registered Voters - Total	28
Ballots Cast - Total	14
Voter Turnout - Total	50.00%

U. S. House District 2

Vote For 1

	TOTAL	VOTE %
REP CELESTE MALOY		
DEM KATHLEEN RIEBE		
PERRY T. MYERS		
CON CASSIE EASLEY		
UUP JANUARY WALKER		
LIB BRADLEY GARTH GREEN		
JOE BUCHMAN		
Write-In: Jonathan La Rele Peterson		
Write-In: Uncertified Candidates		
Write-In Totals		
Not Assigned		
Total Votes Cast		

ST02:1

STATISTICS	
	TOTAL
Registered Voters - Total	131
Ballots Cast - Total	42
Voter Turnout - Total	32.06%

U. S. House District 2
Vote For 1

	TOTAL	VOTE %
REP CELESTE MALOY	34	80.95%
PERRY T. MYERS	3	7.14%
DEM KATHLEEN RIEBE	3	7.14%
CON CASSIE EASLEY	1	2.38%
UUP JANUARY WALKER	1	2.38%
LIB BRADLEY GARTH GREEN	0	0.00%
JOE BUCHMAN	0	0.00%
Write-In: Jonathan La Rele Peterson	0	0.00%
Write-In: Uncertified Candidates	0	0.00%
Write-In Totals	0	0.00%
Not Assigned	0	0.00%
Total Votes Cast	42	100.00%

ST02:2U

STATISTICS

	TOTAL
Registered Voters - Total	619
Ballots Cast - Total	175
Voter Turnout - Total	28.27%

U. S. House District 2

Vote For 1

	TOTAL	VOTE %
REP CELESTE MALOY	117	66.86%
DEM KATHLEEN RIEBE	28	16.00%
PERRY T. MYERS	13	7.43%
CON CASSIE EASLEY	9	5.14%
LIB BRADLEY GARTH GREEN	5	2.86%
JOE BUCHMAN	2	1.14%
Write-In: Uncertified Candidates	1	0.57%
UUP JANUARY WALKER	0	0.00%
Write-In: Jonathan La Rele Peterson	0	0.00%
Write-In Totals	1	0.57%
Not Assigned	0	0.00%
Total Votes Cast	175	100.00%

ST02:3U

STATISTICS

	TOTAL
Registered Voters - Total	0
Ballots Cast - Total	0
Voter Turnout - Total	0.00%

U. S. House District 2

Vote For 1

	TOTAL	VOTE %
PERRY T. MYERS	0	
REP CELESTE MALOY	0	
CON CASSIE EASLEY	0	
UUP JANUARY WALKER	0	
DEM KATHLEEN RIEBE	0	
LIB BRADLEY GARTH GREEN	0	
JOE BUCHMAN	0	
Write-In: Jonathan La Rele Peterson	0	
Write-In: Uncertified Candidates	0	
Write-In Totals	0	
Not Assigned	0	
Total Votes Cast	0	

TC01

STATISTICS	
	TOTAL
Registered Voters - Total	728
Ballots Cast - Total	293
Voter Turnout - Total	40.25%

U. S. House District 2
Vote For 1

	TOTAL	VOTE %
REP CELESTE MALOY	168	60.43%
DEM KATHLEEN RIEBE	55	19.78%
PERRY T. MYERS	19	6.83%
UUP JANUARY WALKER	11	3.96%
LIB BRADLEY GARTH GREEN	9	3.24%
CON CASSIE EASLEY	8	2.88%
JOE BUCHMAN	5	1.80%
Write-In: Uncertified Candidates	3	1.08%
Write-In: Jonathan La Rele Peterson	0	0.00%
Write-In Totals	3	1.08%
Not Assigned	0	0.00%
Total Votes Cast	278	100.00%

TC02

STATISTICS	
	TOTAL
Registered Voters - Total	570
Ballots Cast - Total	201
Voter Turnout - Total	35.26%

U. S. House District 2

Vote For 1

	TOTAL	VOTE %
REP CELESTE MALOY	76	41.30%
DEM KATHLEEN RIEBE	72	39.13%
PERRY T. MYERS	15	8.15%
JOE BUCHMAN	8	4.35%
UUP JANUARY WALKER	5	2.72%
LIB BRADLEY GARTH GREEN	5	2.72%
CON CASSIE EASLEY	3	1.63%
Write-In: Jonathan La Rele Peterson	0	0.00%
Write-In: Uncertified Candidates	0	0.00%
Write-In Totals	0	0.00%
Not Assigned	0	0.00%
Total Votes Cast	184	100.00%

TC03:1

STATISTICS	
	TOTAL
Registered Voters - Total	919
Ballots Cast - Total	339
Voter Turnout - Total	36.89%

U. S. House District 2
Vote For 1

	TOTAL	VOTE %
REP CELESTE MALOY	215	65.55%
DEM KATHLEEN RIEBE	88	26.83%
PERRY T. MYERS	11	3.35%
CON CASSIE EASLEY	6	1.83%
LIB BRADLEY GARTH GREEN	4	1.22%
JOE BUCHMAN	3	0.91%
UUP JANUARY WALKER	1	0.30%
Write-In: Jonathan La Rele Peterson	0	0.00%
Write-In: Uncertified Candidates	0	0.00%
Write-In Totals	0	0.00%
Not Assigned	0	0.00%
Total Votes Cast	328	100.00%

TC03:2U Suppressed

STATISTICS

	TOTAL
Registered Voters - Total	15
Ballots Cast - Total	6
Voter Turnout - Total	40.00%

U. S. House District 2

Vote For 1

	TOTAL	VOTE %
REP CELESTE MALOY		
PERRY T. MYERS		
CON CASSIE EASLEY		
UUP JANUARY WALKER		
DEM KATHLEEN RIEBE		
LIB BRADLEY GARTH GREEN		
JOE BUCHMAN		
Write-In: Jonathan La Rele Peterson		
Write-In: Uncertified Candidates		
Write-In Totals		
Not Assigned		
Total Votes Cast		

TC04

STATISTICS	
	TOTAL
Registered Voters - Total	778
Ballots Cast - Total	325
Voter Turnout - Total	41.77%

U. S. House District 2

Vote For 1

	TOTAL	VOTE %
REP CELESTE MALOY	175	57.57%
DEM KATHLEEN RIEBE	84	27.63%
PERRY T. MYERS	16	5.26%
LIB BRADLEY GARTH GREEN	10	3.29%
UUP JANUARY WALKER	9	2.96%
CON CASSIE EASLEY	5	1.64%
JOE BUCHMAN	4	1.32%
Write-In: Uncertified Candidates	1	0.33%
Write-In: Jonathan La Rele Peterson	0	0.00%
Write-In Totals	1	0.33%
Not Assigned	0	0.00%
Total Votes Cast	304	100.00%

TC05

STATISTICS	
	TOTAL
Registered Voters - Total	790
Ballots Cast - Total	230
Voter Turnout - Total	29.11%

U. S. House District 2

Vote For 1

	TOTAL	VOTE %
REP CELESTE MALOY	99	44.39%
DEM KATHLEEN RIEBE	67	30.04%
PERRY T. MYERS	22	9.87%
LIB BRADLEY GARTH GREEN	11	4.93%
CON CASSIE EASLEY	8	3.59%
JOE BUCHMAN	8	3.59%
UUP JANUARY WALKER	7	3.14%
Write-In: Uncertified Candidates	1	0.45%
Write-In: Jonathan La Rele Peterson	0	0.00%
Write-In Totals	1	0.45%
Not Assigned	0	0.00%
Total Votes Cast	223	100.00%

TC06

STATISTICS

	TOTAL
Registered Voters - Total	815
Ballots Cast - Total	213
Voter Turnout - Total	26.14%

U. S. House District 2

Vote For 1

	TOTAL	VOTE %
REP CELESTE MALOY	86	43.00%
DEM KATHLEEN RIEBE	64	32.00%
PERRY T. MYERS	22	11.00%
LIB BRADLEY GARTH GREEN	10	5.00%
CON CASSIE EASLEY	8	4.00%
JOE BUCHMAN	5	2.50%
UUP JANUARY WALKER	4	2.00%
Write-In: Uncertified Candidates	1	0.50%
Write-In: Jonathan La Rele Peterson	0	0.00%
Write-In Totals	1	0.50%
Not Assigned	0	0.00%
Total Votes Cast	200	100.00%

TC07

STATISTICS	
	TOTAL
Registered Voters - Total	626
Ballots Cast - Total	194
Voter Turnout - Total	30.99%

U. S. House District 2

Vote For 1

	TOTAL	VOTE %
REP CELESTE MALOY	98	51.31%
DEM KATHLEEN RIEBE	49	25.65%
PERRY T. MYERS	12	6.28%
LIB BRADLEY GARTH GREEN	12	6.28%
CON CASSIE EASLEY	7	3.66%
UUP JANUARY WALKER	7	3.66%
JOE BUCHMAN	4	2.09%
Write-In: Uncertified Candidates	2	1.05%
Write-In: Jonathan La Rele Peterson	0	0.00%
Write-In Totals	2	1.05%
Not Assigned	0	0.00%
Total Votes Cast	191	100.00%

TC08

STATISTICS	
	TOTAL
Registered Voters - Total	648
Ballots Cast - Total	178
Voter Turnout - Total	27.47%

U. S. House District 2

Vote For 1

	TOTAL	VOTE %
REP CELESTE MALOY	77	45.29%
DEM KATHLEEN RIEBE	68	40.00%
PERRY T. MYERS	7	4.12%
CON CASSIE EASLEY	6	3.53%
LIB BRADLEY GARTH GREEN	6	3.53%
JOE BUCHMAN	5	2.94%
UUP JANUARY WALKER	1	0.59%
Write-In: Jonathan La Rele Peterson	0	0.00%
Write-In: Uncertified Candidates	0	0.00%
Write-In Totals	0	0.00%
Not Assigned	0	0.00%
Total Votes Cast	170	100.00%

TC09

STATISTICS	
	TOTAL
Registered Voters - Total	722
Ballots Cast - Total	197
Voter Turnout - Total	27.29%

U. S. House District 2

Vote For 1

	TOTAL	VOTE %
REP CELESTE MALOY	95	49.74%
DEM KATHLEEN RIEBE	58	30.37%
LIB BRADLEY GARTH GREEN	14	7.33%
PERRY T. MYERS	10	5.24%
JOE BUCHMAN	6	3.14%
CON CASSIE EASLEY	3	1.57%
UUP JANUARY WALKER	3	1.57%
Write-In: Uncertified Candidates	2	1.05%
Write-In: Jonathan La Rele Peterson	0	0.00%
Write-In Totals	2	1.05%
Not Assigned	0	0.00%
Total Votes Cast	191	100.00%

TC10

STATISTICS	
	TOTAL
Registered Voters - Total	739
Ballots Cast - Total	215
Voter Turnout - Total	29.09%

U. S. House District 2

Vote For 1

	TOTAL	VOTE %
REP CELESTE MALOY	140	68.29%
DEM KATHLEEN RIEBE	42	20.49%
UUP JANUARY WALKER	10	4.88%
PERRY T. MYERS	5	2.44%
JOE BUCHMAN	5	2.44%
CON CASSIE EASLEY	3	1.46%
LIB BRADLEY GARTH GREEN	0	0.00%
Write-In: Jonathan La Rele Peterson	0	0.00%
Write-In: Uncertified Candidates	0	0.00%
Write-In Totals	0	0.00%
Not Assigned	0	0.00%
Total Votes Cast	205	100.00%

TC11

STATISTICS	
	TOTAL
Registered Voters - Total	779
Ballots Cast - Total	230
Voter Turnout - Total	29.52%

U. S. House District 2

Vote For 1

	TOTAL	VOTE %
REP CELESTE MALOY	123	55.91%
DEM KATHLEEN RIEBE	49	22.27%
UUP JANUARY WALKER	15	6.82%
CON CASSIE EASLEY	10	4.55%
PERRY T. MYERS	8	3.64%
LIB BRADLEY GARTH GREEN	8	3.64%
JOE BUCHMAN	5	2.27%
Write-In: Uncertified Candidates	2	0.91%
Write-In: Jonathan La Rele Peterson	0	0.00%
Write-In Totals	2	0.91%
Not Assigned	0	0.00%
Total Votes Cast	220	100.00%

TC12

STATISTICS	
	TOTAL
Registered Voters - Total	700
Ballots Cast - Total	218
Voter Turnout - Total	31.14%

U. S. House District 2

Vote For 1

	TOTAL	VOTE %
REP CELESTE MALOY	128	63.37%
DEM KATHLEEN RIEBE	44	21.78%
PERRY T. MYERS	13	6.44%
UUP JANUARY WALKER	6	2.97%
LIB BRADLEY GARTH GREEN	5	2.48%
CON CASSIE EASLEY	3	1.49%
JOE BUCHMAN	3	1.49%
Write-In: Jonathan La Rele Peterson	0	0.00%
Write-In: Uncertified Candidates	0	0.00%
Write-In Totals	0	0.00%
Not Assigned	0	0.00%
Total Votes Cast	202	100.00%

TC13

STATISTICS

	TOTAL
Registered Voters - Total	730
Ballots Cast - Total	159
Voter Turnout - Total	21.78%

U. S. House District 2

Vote For 1

	TOTAL	VOTE %
REP CELESTE MALOY	68	45.64%
DEM KATHLEEN RIEBE	45	30.20%
PERRY T. MYERS	14	9.40%
UUP JANUARY WALKER	8	5.37%
CON CASSIE EASLEY	7	4.70%
JOE BUCHMAN	5	3.36%
LIB BRADLEY GARTH GREEN	2	1.34%
Write-In: Jonathan La Rele Peterson	0	0.00%
Write-In: Uncertified Candidates	0	0.00%
Write-In Totals	0	0.00%
Not Assigned	0	0.00%
Total Votes Cast	149	100.00%

TC14

STATISTICS	
	TOTAL
Registered Voters - Total	773
Ballots Cast - Total	195
Voter Turnout - Total	25.23%

U. S. House District 2

Vote For 1

	TOTAL	VOTE %
REP CELESTE MALOY	90	48.39%
DEM KATHLEEN RIEBE	50	26.88%
LIB BRADLEY GARTH GREEN	15	8.06%
UUP JANUARY WALKER	12	6.45%
PERRY T. MYERS	10	5.38%
JOE BUCHMAN	4	2.15%
CON CASSIE EASLEY	3	1.61%
Write-In: Uncertified Candidates	2	1.08%
Write-In: Jonathan La Rele Peterson	0	0.00%
Write-In Totals	2	1.08%
Not Assigned	0	0.00%
Total Votes Cast	186	100.00%

TC15

STATISTICS	
	TOTAL
Registered Voters - Total	962
Ballots Cast - Total	239
Voter Turnout - Total	24.84%

U. S. House District 2

Vote For 1

	TOTAL	VOTE %
REP CELESTE MALOY	123	53.02%
DEM KATHLEEN RIEBE	52	22.41%
PERRY T. MYERS	15	6.47%
LIB BRADLEY GARTH GREEN	15	6.47%
UUP JANUARY WALKER	13	5.60%
CON CASSIE EASLEY	9	3.88%
JOE BUCHMAN	4	1.72%
Write-In: Uncertified Candidates	1	0.43%
Write-In: Jonathan La Rele Peterson	0	0.00%
Write-In Totals	1	0.43%
Not Assigned	0	0.00%
Total Votes Cast	232	100.00%

TC16

STATISTICS	
	TOTAL
Registered Voters - Total	761
Ballots Cast - Total	238
Voter Turnout - Total	31.27%

U. S. House District 2
Vote For 1

	TOTAL	VOTE %
REP CELESTE MALOY	123	54.18%
DEM KATHLEEN RIEBE	60	26.43%
PERRY T. MYERS	15	6.61%
LIB BRADLEY GARTH GREEN	14	6.17%
CON CASSIE EASLEY	5	2.20%
UUP JANUARY WALKER	5	2.20%
Write-In: Uncertified Candidates	4	1.76%
JOE BUCHMAN	1	0.44%
Write-In: Jonathan La Rele Peterson	0	0.00%
Write-In Totals	4	1.76%
Not Assigned	0	0.00%
Total Votes Cast	227	100.00%

TC17

STATISTICS	
	TOTAL
Registered Voters - Total	834
Ballots Cast - Total	172
Voter Turnout - Total	20.62%

U. S. House District 2
Vote For 1

	TOTAL	VOTE %
REP CELESTE MALOY	87	52.73%
DEM KATHLEEN RIEBE	37	22.42%
PERRY T. MYERS	14	8.48%
UUP JANUARY WALKER	13	7.88%
LIB BRADLEY GARTH GREEN	8	4.85%
CON CASSIE EASLEY	4	2.42%
JOE BUCHMAN	1	0.61%
Write-In: Uncertified Candidates	1	0.61%
Write-In: Jonathan La Rele Peterson	0	0.00%
Write-In Totals	1	0.61%
Not Assigned	0	0.00%
Total Votes Cast	165	100.00%

TC18

STATISTICS

	TOTAL
Registered Voters - Total	828
Ballots Cast - Total	240
Voter Turnout - Total	28.99%

U. S. House District 2

Vote For 1

	TOTAL	VOTE %
REP CELESTE MALOY	119	51.74%
DEM KATHLEEN RIEBE	62	26.96%
CON CASSIE EASLEY	13	5.65%
LIB BRADLEY GARTH GREEN	13	5.65%
PERRY T. MYERS	10	4.35%
UUP JANUARY WALKER	8	3.48%
JOE BUCHMAN	5	2.17%
Write-In: Jonathan La Rele Peterson	0	0.00%
Write-In: Uncertified Candidates	0	0.00%
Write-In Totals	0	0.00%
Not Assigned	0	0.00%
Total Votes Cast	230	100.00%

TC19

STATISTICS	
	TOTAL
Registered Voters - Total	734
Ballots Cast - Total	185
Voter Turnout - Total	25.20%

U. S. House District 2

Vote For 1

	TOTAL	VOTE %
REP CELESTE MALOY	98	55.37%
DEM KATHLEEN RIEBE	34	19.21%
LIB BRADLEY GARTH GREEN	13	7.34%
PERRY T. MYERS	12	6.78%
CON CASSIE EASLEY	12	6.78%
UUP JANUARY WALKER	5	2.82%
JOE BUCHMAN	2	1.13%
Write-In: Uncertified Candidates	1	0.56%
Write-In: Jonathan La Rele Peterson	0	0.00%
Write-In Totals	1	0.56%
Not Assigned	0	0.00%
Total Votes Cast	177	100.00%

TC20

STATISTICS	
	TOTAL
Registered Voters - Total	916
Ballots Cast - Total	305
Voter Turnout - Total	33.30%

U. S. House District 2

Vote For 1

	TOTAL	VOTE %
REP CELESTE MALOY	152	52.60%
DEM KATHLEEN RIEBE	67	23.18%
PERRY T. MYERS	28	9.69%
CON CASSIE EASLEY	13	4.50%
UUP JANUARY WALKER	12	4.15%
LIB BRADLEY GARTH GREEN	10	3.46%
JOE BUCHMAN	5	1.73%
Write-In: Uncertified Candidates	2	0.69%
Write-In: Jonathan La Rele Peterson	0	0.00%
Write-In Totals	2	0.69%
Not Assigned	0	0.00%
Total Votes Cast	289	100.00%

TC21

STATISTICS	
	TOTAL
Registered Voters - Total	941
Ballots Cast - Total	301
Voter Turnout - Total	31.99%

U. S. House District 2

Vote For 1

	TOTAL	VOTE %
REP CELESTE MALOY	177	61.25%
DEM KATHLEEN RIEBE	66	22.84%
LIB BRADLEY GARTH GREEN	14	4.84%
PERRY T. MYERS	13	4.50%
UUP JANUARY WALKER	7	2.42%
CON CASSIE EASLEY	6	2.08%
JOE BUCHMAN	5	1.73%
Write-In: Uncertified Candidates	1	0.35%
Write-In: Jonathan La Rele Peterson	0	0.00%
Write-In Totals	1	0.35%
Not Assigned	0	0.00%
Total Votes Cast	289	100.00%

TC22

STATISTICS	
	TOTAL
Registered Voters - Total	776
Ballots Cast - Total	224
Voter Turnout - Total	28.87%

U. S. House District 2

Vote For 1

	TOTAL	VOTE %
REP CELESTE MALOY	102	48.57%
DEM KATHLEEN RIEBE	62	29.52%
PERRY T. MYERS	15	7.14%
LIB BRADLEY GARTH GREEN	10	4.76%
UUP JANUARY WALKER	9	4.29%
Write-In: Uncertified Candidates	5	2.38%
JOE BUCHMAN	4	1.90%
CON CASSIE EASLEY	3	1.43%
Write-In: Jonathan La Rele Peterson	0	0.00%
Write-In Totals	5	2.38%
Not Assigned	0	0.00%
Total Votes Cast	210	100.00%

TE01

STATISTICS	
	TOTAL
Registered Voters - Total	64
Ballots Cast - Total	18
Voter Turnout - Total	28.12%

U. S. House District 2
Vote For 1

	TOTAL	VOTE %
DEM KATHLEEN RIEBE	8	44.44%
REP CELESTE MALOY	6	33.33%
PERRY T. MYERS	3	16.67%
LIB BRADLEY GARTH GREEN	1	5.56%
CON CASSIE EASLEY	0	0.00%
UUP JANUARY WALKER	0	0.00%
JOE BUCHMAN	0	0.00%
Write-In: Jonathan La Rele Peterson	0	0.00%
Write-In: Uncertified Candidates	0	0.00%
Write-In Totals	0	0.00%
Not Assigned	0	0.00%
Total Votes Cast	18	100.00%

VR01:1

STATISTICS	
	TOTAL
Registered Voters - Total	141
Ballots Cast - Total	55
Voter Turnout - Total	39.01%

U. S. House District 2
Vote For 1

	TOTAL	VOTE %
REP CELESTE MALOY	38	69.09%
DEM KATHLEEN RIEBE	6	10.91%
CON CASSIE EASLEY	5	9.09%
PERRY T. MYERS	3	5.45%
JOE BUCHMAN	3	5.45%
UUP JANUARY WALKER	0	0.00%
LIB BRADLEY GARTH GREEN	0	0.00%
Write-In: Jonathan La Rele Peterson	0	0.00%
Write-In: Uncertified Candidates	0	0.00%
Write-In Totals	0	0.00%
Not Assigned	0	0.00%
Total Votes Cast	55	100.00%

VR01:2U Suppressed

STATISTICS

	TOTAL
Registered Voters - Total	34
Ballots Cast - Total	11
Voter Turnout - Total	32.35%

U. S. House District 2

Vote For 1

	TOTAL	VOTE %
REP CELESTE MALOY		
DEM KATHLEEN RIEBE		
PERRY T. MYERS		
CON CASSIE EASLEY		
UUP JANUARY WALKER		
LIB BRADLEY GARTH GREEN		
JOE BUCHMAN		
Write-In: Jonathan La Rele Peterson		
Write-In: Uncertified Candidates		
Write-In Totals		
Not Assigned		
Total Votes Cast		

WE01:1

STATISTICS	
	TOTAL
Registered Voters - Total	182
Ballots Cast - Total	54
Voter Turnout - Total	29.67%

U. S. House District 2
Vote For 1

	TOTAL	VOTE %
REP CELESTE MALOY	28	57.14%
PERRY T. MYERS	8	16.33%
DEM KATHLEEN RIEBE	7	14.29%
UUP JANUARY WALKER	3	6.12%
CON CASSIE EASLEY	2	4.08%
Write-In: Uncertified Candidates	1	2.04%
LIB BRADLEY GARTH GREEN	0	0.00%
JOE BUCHMAN	0	0.00%
Write-In: Jonathan La Rele Peterson	0	0.00%
Write-In Totals	1	2.04%
Not Assigned	0	0.00%
Total Votes Cast	49	100.00%

WE01:2U Suppressed

STATISTICS	
	TOTAL
Registered Voters - Total	3
Ballots Cast - Total	1
Voter Turnout - Total	33.33%

U. S. House District 2
Vote For 1

	TOTAL	VOTE %
REP CELESTE MALOY		
PERRY T. MYERS		
CON CASSIE EASLEY		
UUP JANUARY WALKER		
DEM KATHLEEN RIEBE		
LIB BRADLEY GARTH GREEN		
JOE BUCHMAN		
Write-In: Jonathan La Rele Peterson		
Write-In: Uncertified Candidates		
Write-In Totals		
Not Assigned		
Total Votes Cast		

WE01:3U

STATISTICS	
	TOTAL
Registered Voters - Total	1
Ballots Cast - Total	0
Voter Turnout - Total	0.00%

U. S. House District 2
Vote For 1

	TOTAL	VOTE %
PERRY T. MYERS	0	
REP CELESTE MALOY	0	
CON CASSIE EASLEY	0	
UUP JANUARY WALKER	0	
DEM KATHLEEN RIEBE	0	
LIB BRADLEY GARTH GREEN	0	
JOE BUCHMAN	0	
Write-In: Jonathan La Rele Peterson	0	
Write-In: Uncertified Candidates	0	
Write-In Totals	0	
Not Assigned	0	
Total Votes Cast	0	