


2023 Municipal Primary Election Post-Canvass Report, Tooele County


Prepared by Tracy Shaw, Tooele County Clerk
as of September 19, 2023


As required by State code, the following documents outline the Post-Canvass Report of the 2023 Primary Election:


1. Lt. Governor's Office Canvass Template – Outlines ballots counted/not counted and status.
2. Statement of Votes Cast – Full election results by precinct can be found at [this link](#).
3. Ballot Reconciliation – Report outlining full election ballots scanned vs vote history found at [this link](#).
4. Election Affidavit – Clerk affirmation of security and accuracy.
5. Election Results Summary – Provides an outline of the ballots counted and the names of all candidates appearing on the ballot.

We, the Board of Canvassers, declare the 2023 Primary Election certified:



Jared Hamner (date)

 9/19/23
~~Scott Wardle~~
MICHAEL JENSEN (date)

 9/19/23
Tye Hoffmann (date)

 Sept 19, 23
Kendall Thomas (date)

 9-19-23
Erik Stromberg (date)

 9-19-23
Tracy Shaw (date)

Tooele County Canvass Statistics - LGO

5-Sep-23

Fill i
canv

Section 1 - Ballot Statistics

| | | |
|----|----------|--|
| 1A | 33.8% | Voter Turnout |
| 1B | 21896 | Active voters (as of the voter registration deadline) |
| 1C | 7310 | Number of counted ballots (Mail or Drop Box) |
| 1D | 80 | Number of counted ballots (In-person) |
| 1E | 6 | Number of ballots that were returned electronically (UOCAVA/disability) |
| 1F | 7 | Number of counted ballots (Provisional) |
| 1G | 7403 | Total number of ballots counted |
| 1H | No | Does total ballots counted match the number of voters given vote history in VISTA |
| 1I | 4 | If no, what is the difference |
| 1L | Explain: | 2 by-mail ballots dropped in GV Vote Center ballot box (poll worker training will address this for future elections), 1 voted ToCo ballot and moved to Box Elder Co 1 unknown |

Section 2: Challenged and Uncounted Ballot Statistics

| | | |
|----|-------|--|
| 2A | 17 | Number of envelopes with a signature that does not match the voter's signature |
| 2B | 7 | Number of unsigned envelopes |
| 2C | 1 | Number of challenged ballots for other curable reasons |
| 2D | 87 | Total number of ballots that were challenged (cured and not cured combined) |
| 2E | 25 | Total number of curable that were not cured |
| 2F | 28.7% | Percentage of curable ballots that were not cured |
| 2G | 1 | Total number of ballots where the voter submitted a disability affidavit* |

Section 3: Rejected ballot statistics (ballots that cannot be cured)

| | | |
|----|------|--|
| 3A | 45 | Number of ballots that were returned after the postmark deadline |
| 3B | 2 | Number of ballots rejected for other non-curable reasons |
| 3C | 47 | Total number of rejected that were not curable |
| 3D | 0.2% | Percentage of ballots that were returned as undeliverable |

Section 4: Provisional ballot statistics

| | | |
|----|-------|--|
| 4A | 8 | Number of provisional ballots issued |
| 4B | 7 | Number of provisional ballots counted |
| 4C | 1 | Total Number of provisional ballots not counted |
| 4D | 1 | Already Voted |
| 4E | | Insufficient ID |
| 4F | | Unsigned |
| 4G | | Incomplete Form |
| 4H | | Other |
| 4I | 87.5% | Percentage of provisionals that were counted |
| 4J | 7 | Number of provisional ballots that are same-day registration |

Section 5: County Clerk Certification

Tracy Shaw
Tooele County

I certify that the information contained in this report is true and accurate.

This report must be sent to elections@utah.gov upon completion of the canvass



TRACY SHAW – TOOELE COUNTY CLERK
47 South Main Street, Tooele, Utah 84074
tracy.shaw@tooeleco.org
435-843-3140 / Fax 882-7317

Election Canvass Affidavit

STATE OF UTAH)

: ss

COUNTY OF TOOELE)

I, Tracy Shaw, being sworn as the Election Officer of Tooele County, do hereby state the following:

The attached results from the 2023 Primary Election are true and correct to the best of my knowledge;

The 2023 Primary Election was conducted in compliance with the rules and regulations for ballot security as outlined by the Lieutenant Governor’s Office;

And the Clerk’s office maintains the voter registration database in accordance with federal and state laws and rules.




Tracy Shaw
Tooele County Clerk

SUBSCRIBED AND SWORN to before me by Tracy Shaw, on this 13 day of September, 2023



Notary Public Signature

My Commission Expires:
January 22, 2027



STATISTICS

| | TOTAL |
|---------------------------|--------|
| Registered Voters - Total | 21,896 |
| Ballots Cast - Total | 7,403 |
| Voter Turnout - Total | 33.81% |

Republican for U. S. House District 2

Vote For 1

| | TOTAL | VOTE % |
|------------------|-------|--------|
| BRUCE R HOUGH | 2,399 | 35.53% |
| CELESTE MALOY | 2,379 | 35.23% |
| BECKY EDWARDS | 1,921 | 28.45% |
| Total Votes Cast | 6,699 | 99.22% |

Erda City Council - District 1

Vote For 1

| | TOTAL | VOTE % |
|------------------|-------|---------|
| SCOTT DROUBAY | 118 | 70.66% |
| KALEM SESSIONS | 28 | 16.77% |
| PAUL KUNZ | 21 | 12.57% |
| Total Votes Cast | 167 | 100.00% |

Grantsville City Council

Vote For 3

| | TOTAL | VOTE % |
|------------------------|-------|--------|
| HEIDI HAMMOND | 1,224 | 18.36% |
| RHETT BUTLER | 994 | 14.91% |
| JEFF C. WILLIAMS | 964 | 14.46% |
| RICHARD FARLEY | 511 | 7.67% |
| MAX D. CHAVEZ | 458 | 6.87% |
| WHIT COOK | 446 | 6.69% |
| SHELBY MOORE | 431 | 6.47% |
| W. BRANDON BABCOCK | 363 | 5.45% |
| KAYCEE FOSTER | 318 | 4.77% |
| JEFFREY LAMONT MEDRANO | 204 | 3.06% |
| ROY HAYWARD | 66 | 0.99% |
| Total Votes Cast | 5,979 | 89.69% |