



Financial Statements

For the Year Ended December 31, 2021

Tooele County, Utah

Financial Statements

With Auditors' Report Thereon

For the Year Ended December 31, 2021

This page intentionally left blank.

Tooele County, Utah
Table of Contents
For the Year Ended December 31, 2021

Financial Section	
Independent Auditor's Report	4
Management Discussion & Analysis	7
Basic Financial Statements	
Government-wide Financial Statements	
Statement of Net Position	22
Statement of Activities	24
Fund Financial Statements	
Balance Sheet - Governmental Funds	26
Balance Sheet Reconciliation to Statement of Net Position	28
Statement of Revenues, Expenditures, and Changes in Fund Balances - Governmental Funds	30
Statement of Changes Reconciliation to Statement of Activities	32
Statement of Revenues, Expenditures, and Changes in Fund Balances - Budget and Actual - General Fund	33
Statement of Revenues, Expenditures, and Changes in Fund Balances - Budget and Actual - Human Services	34
Statement of Revenues, Expenditures, and Changes in Fund Balances - Budget and Actual - Public Health	35
Statement of Revenues, Expenditures, and Changes in Fund Balances - Budget and Actual - Road Maintenance	36
Statement of Revenues, Expenditures, and Changes in Fund Balances - Budget and Actual - Municipal Services Fund	37
Statement of Net Position - Proprietary Funds	39
Statement of Revenues, Expenses, and Changes in Net Position - Proprietary Funds	40
Statement of Cash Flows - Proprietary Funds	41
Statement of Fiduciary Assets and Liabilities - Fiduciary Fund Types	42
Notes to Financial Statements	43
Required Supplementary Information (Unaudited)	
Schedule of Condition and Ratings for the County's Road System	98
Schedule of Changes in Total OPEB Liability and Related Ratios	101
Schedule of the Proportionate Share of the Net Pension Liability	102
Schedule of Contributions - Utah Retirement Systems	104
Notes to Required Supplementary Information	105
Supplementary Information	
Statement of Revenues, Expenditures, and Changes in Fund Balances - Budget and Actual - Capital Projects General	107
Combining Balance Sheet - Nonmajor Governmental Funds	109
Combining Statement of Revenues, Expenditures, and Changes in Fund Balance - Nonmajor Governmental Funds	110

Tooele County, Utah
Table of Contents
For the Year Ended December 31, 2021

Supplementary Information - continued	
Schedule of Revenues, Expenditures, and Changes in Fund Balances - Budget and Actual -	
Aging and Adult Services	111
Transient Room Tax	112
Transportation Fund	113
Redevelopment Agency	114
Mass Transit	115
Municipal Building Authority	116
ARPA Funding	117
Debt Service	118
Combining Statement of Net Position - Internal Service Funds	119
Combining Statement of Revenues, Expenses, and Changes in Net Position - Internal Service Funds	120
Combining Statement of Cash Flows - Internal Service Funds	121
Combining Statement of Fiduciary Assets & Liabilities - Agency Fund Types	122
Combining Statement of Changes in Fiduciary Assets and Liabilities - Agency Fund Types	123
Schedule of Receipts and Disbursements - Treasurer's Collection Account	124
Statement of Taxes Charged, Collected, and Distributed	126
Other Reports	
Independent Auditor's Report on Internal Control Over Financial Reporting and on Compliance and Other Matters Based on an Audit of Financial Statements Performed in Accordance with <i>Government Auditing Standards</i>	129
Independent Auditor's Report on Compliance for Each Major Program and on Internal Control Over Compliance Required by <i>Uniform Guidance</i>	130
Schedule of Expenditures of Federal Awards	132
Notes to Schedule of Expenditures of Federal Awards	134
Schedule of Findings and Questioned Costs	135
Independent Auditor's Report In Accordance With The <i>State Compliance Audit Guide</i> on:	
Compliance with General State Compliance Requirements	
Internal Control Over Compliance	138
State Legal Compliance - Schedule of Findings and Recommendations	140

FINANCIAL SECTION



INDEPENDENT AUDITOR'S REPORT

County Council
Tooele County
Tooele, Utah

Report on the Audit of the Financial Statements

Opinions

We have audited the accompanying financial statements of the governmental activities, the business-type activities, each major fund, and the aggregate remaining fund information of Tooele County, Utah as of and for the year ended December 31, 2021, and the related notes to the financial statements, which collectively comprise the County's basic financial statements as listed in the table of contents.

In our opinion, the accompanying financial statements present fairly, in all material respects, the respective financial position of the governmental activities, the business-type activities, the aggregate discretely presented component units, each major fund, and the aggregate remaining fund information of Tooele County, as of December 31, 2021, and the respective changes in financial position and, where applicable, cash flows thereof for the year then ended in accordance with accounting principles generally accepted in the United States of America.

Basis for Opinions

We conducted our audit in accordance with auditing standards generally accepted in the United States of America (GAAS) and the standards applicable to financial audits contained in *Government Auditing Standards*, issued by the Comptroller General of the United States. Our responsibilities under those standards are further described in the Auditor's Responsibilities for the Audit of the Financial Statements section of our report. We are required to be independent of Tooele County and to meet our other ethical responsibilities, in accordance with the relevant ethical requirements relating to our audit. We believe that the evidence we have obtained is sufficient and appropriate to provide a basis for our opinions.

Responsibilities of Management for the Financial Statements

Tooele County's management is responsible for the preparation and fair presentation of the financial statements in accordance with accounting principles generally accepted in the United States of America, and for the design, implementation, and maintenance of internal control relevant to the preparation and fair presentation of financial statements that are free from material misstatement, whether due to fraud or error.

In preparing the financial statements, management is required to evaluate whether there are conditions or events, considered in the aggregate, that raise substantial doubt about Tooele County's ability to continue as a going concern for one year after the date that the financial statements are available to be issued.

Auditor's Responsibilities for the Audit of the Financial Statements

Our objectives are to obtain reasonable assurance about whether the financial statements as a whole are free from material misstatements, whether due to fraud or error, and to issue an auditor's report that includes our opinions. Reasonable assurance is a high level of assurance but is not absolute assurance and therefore is not a guarantee that an audit conducted in accordance with GAAS will always detect a material misstatement when it exists. The risk of not detecting a material misstatement resulting from fraud is higher than for one resulting from error, as fraud may involve collusion, forgery, intentional omissions, misrepresentations, or the override of internal control. Misstatements are considered material if there is a substantial likelihood that, individually or in the aggregate, they would influence the judgement made by a reasonable user based on the financial statements.

In performing an audit in accordance with GAAS, we:

- Exercise professional judgment and maintain professional skepticism throughout the audit.
- Identify and assess the risks of material misstatement of the financial statements, whether due to fraud or error, and design and perform audit procedures responsive to those risks. Such procedures include examining, on a test basis, evidence regarding the amounts and disclosures in the financial statements.
- Obtain an understanding of internal control relevant to the audit in order to design audit procedures that are appropriate in the circumstances, but not for the purpose of expressing an opinion on the effectiveness of Tooele County's internal control. Accordingly, no such opinion is expressed.
- Evaluate the appropriateness of accounting policies used and the reasonableness of significant accounting estimates made by management, as well as evaluate the overall presentation of the financial statements.
- Conclude whether, in our judgment, there are conditions or events, considered in the aggregate, that raise substantial doubt about Tooele County's ability to continue as a going concern for a reasonable period of time.

We are required to communicate with those charged with governance regarding, among other matters, the planned scope and timing of the audit, significant audit findings, and certain internal control-related matters that we have identified during the audit.

Required Supplementary Information

Accounting principles generally accepted in the United States of America require that the management's discussion and analysis and other required supplementary information as indicated in the table of contents be presented to supplement the basic financial statements. Such information, although not a part of the basic financial statements, is required by the Governmental Accounting Standards Board, who considers it to be an essential part of financial reporting for placing the basic financial statements in an appropriate operational, economic, or historical context. We have applied certain limited procedures to the required supplementary information in accordance with auditing standards generally accepted in the United States of America, which consisted of inquiries of management about the methods of preparing the information and comparing the information for consistency with management's responses to our inquiries, the basic financial statements, and other knowledge we obtained during our audit of the basic financial statements. We do not express an opinion or provide any assurance on the information because the limited procedures do not provide us with sufficient evidence to express an opinion or provide any assurance.

Supplementary Information

Our audit was conducted for the purpose of forming opinions on the financial statements that collectively comprise San Juan County's basic financial statements. The nonmajor fund budget schedules, combining and individual nonmajor fund financial statements, the schedule of receipts and disbursements – treasurer's collection account, the statement on current taxes levied, collected, and treasurer's relief and schedule of expenditures of federal awards, as required by *Title 2 U.S. Code of Federal Regulations, Part 200, Uniform Administrative Requirements, Cost Principles, and Audit Requirements for Federal Awards* are presented for purposes of additional analysis and are not a required part of the basic financial statements.

The nonmajor fund budget schedules, combining and individual nonmajor fund financial statements, the schedule of receipts and disbursements – treasurer's collection account, the statement on current taxes levied, collected, and treasurer's relief and the schedule of expenditures of federal awards are the responsibility of management and were derived from and relate directly to the underlying accounting and other records used to prepare the basic financial statements. Such information has been subjected to the auditing procedures applied in the audit of the basic financial statements and certain additional procedures, including comparing and reconciling such information directly to the underlying accounting and other records used to prepare the basic financial statements or to the basic financial statements themselves, and other additional procedures in accordance with auditing standards generally accepted in the United States of America. In our opinion, the combining and individual nonmajor fund financial statements, the statement on current taxes levied, collected, and treasurer's relief and the schedule of expenditures of federal awards are fairly stated in all material respects in relation to the basic financial statements as a whole.

Other Reporting Required by *Government Auditing Standards*

In accordance with *Government Auditing Standards*, we have also issued our report dated June 29, 2022, on our consideration of Tooele County's internal control over financial reporting and on our tests of its compliance with certain provisions of laws, regulations, contracts, and grant agreements and other matters. The purpose of that report is to describe the scope of our testing of internal control over financial reporting and compliance and the results of that testing, and not to provide an opinion on the effectiveness of Tooele County's internal control over financial reporting or on compliance. That report is an integral part of an audit performed in accordance with *Government Auditing Standards* in considering Tooele County's internal control over financial reporting and compliance.

Larson & Company, PC

Larson & Company, PC

Spanish Fork, Utah

June 29, 2022

Tooele County, Utah

Management Discussion & Analysis

December 31, 2021

This discussion of Tooele County's financial performance provides an overview of the County's financial activities for the year ending December 31, 2021. This report is in conjunction with the County's financial statements.

The purpose of the County is to provide general services to its residents, which include general government, public safety, public health, highways and public improvements, parks and recreation, and economic development. Additional services provided to residents in the unincorporated areas include road maintenance and fire control.

Financial Highlights

- The government-wide assets of Tooele County exceeded its liabilities as of the close of the most recent year by \$203,638,505 (*net position*). Typically a portion of this amount (*unrestricted net position*) may be used to meet the government's ongoing obligations to citizens and creditors. Unrestricted Net Position for Tooele County is \$60,751,221.
- The government's total government-wide net position increased by \$23,471,278.
- At the close of the current year, the Tooele County governmental funds reported combined ending fund balances of \$90,358,357, an increase of \$16,147,494 in comparison with the prior year. Approximately 27% of the ending fund balance, \$24,617,037 is available for spending at the government's discretion (*unassigned fund balance*).
- At the end of the current year, unassigned fund balance for the general fund was \$24,970,873 or 86% of total general fund expenditures.
- Tooele County's total long-term liabilities at the close of 2021 was \$29,692,538. This represents a 18.22% decrease over the prior year, which is attributable to reduction in outstanding principal from debt service payments, decrease in calculated liabilities for other post employment benefits based on independent determinations and decreases in pension related items, and an decrease in compensated absences.

Overview of the Financial Statements

This discussion and analysis are intended to serve as an introduction to Tooele County's basic financial statements. Tooele County's basic financial statements comprise three components: 1) government-wide financial statements; 2) fund financial statements; and, 3) notes to the financial statements. This report also contains other supplementary information in addition to the basic financial statements themselves.

Tooele County, Utah
Management Discussion & Analysis - continued
December 31, 2021

Government-Wide Financial Statements

The *government-wide financial statements* are designed to provide readers with a broad overview of Tooele County's finances, in a manner similar to a private-sector business.

The *statement of net position* presents information on all of Tooele County's assets and liabilities, with the difference between the two reported as net position. Over time, increases or decreases in *net position* may serve as a useful indicator of whether the financial position of Tooele County is improving or deteriorating.

The *statement of activities* presents information showing how the government's net position changed during the most recent fiscal year. All changes in net position are reported as soon as the underlying event giving rise to the change occurs, regardless of the timing of related cash flows. Thus, revenues and expenses are reported in this statement for some items that will only result in cash flows in future fiscal periods (e.g., uncollected taxes and earned but unused vacation leave).

Both of the government-wide financial statements distinguish functions of Tooele County that are principally supported by taxes and intergovernmental revenues (*governmental activities*) from other functions that are intended to recover all or a significant portion of their costs through user fees and charges. The governmental activities of Tooele County include general government, public safety, public health, highways and public improvements, parks and recreation, and economic development. The business-type activities of Tooele County include the recreation complex, the solid waste operation, and the airport.

The government-wide financial statements include not only Tooele County itself (known as the primary government), but also a legally separate special service district for recreation, for which Tooele County is financially accountable. Financial information for this component unit is reported separately from the financial information presented for the primary government itself.

Refer to the table of contents for the location of the government-wide financial statements.

Fund Financial Statements

A *fund* is a grouping of related accounts that is used to maintain control over resources that have been segregated for specific activities or objectives. Tooele County, like other state and local governments, uses fund accounting to ensure and demonstrate compliance with finance-related legal requirements. All of the funds of Tooele County can be divided into three categories: governmental funds, proprietary funds, and fiduciary funds.

Tooele County, Utah
Management Discussion & Analysis - continued
December 31, 2021

Governmental Funds

Governmental funds are used to account for essentially the same functions reported as *governmental activities* in the government-wide financial statements. However, unlike the government-wide financial statements, governmental fund financial statements focus on *near-term inflows and outflows of spendable resources*, as well as on balance of spendable resources available at the end of the year. Such information may be useful in evaluating a government's near-term financing requirements.

Because the focus of governmental funds is narrower than that of the government-wide financial statements, it is useful to compare the information presented for *governmental funds* with similar information presented for *governmental activities* in the government-wide financial statements. By doing so, readers may better understand the long-term impact of the government's near-term financing decisions. Both the governmental fund balance sheet and the governmental fund statement of revenues, expenditures, and changes in fund balances provide a reconciliation to facilitate this comparison between *governmental funds and governmental activities*.

Tooele County maintains fourteen individual governmental funds. Information is presented separately in the governmental fund balance sheet and in the governmental fund statement of revenues, expenditures, and changes in fund balances for the general fund, the human services fund, the public health fund, the road maintenance fund, and the municipal services fund, which are considered to be major funds. Data from the other eight governmental funds are combined into a single, aggregated presentation. Individual fund data for each of these non-major governmental funds is provided in the form of *combining statements* elsewhere in this report.

Tooele County adopts an annual appropriated budget for all its governmental funds. Budgetary comparison statements have been provided for the general fund, major special revenue funds, and the capital project fund to demonstrate compliance with those budgets.

Refer to the table of contents for the location of the basic governmental fund financial statements.

Proprietary Funds

Tooele County maintains four types of proprietary funds--enterprise funds and two types of Internal Service funds. *Enterprise funds* are used to report the same functions presented as *business-type activities* in the government-wide financial statements. Tooele County uses enterprise funds to account for its recreation complex, landfill, and airport operations. *Internal Service* funds are presented as *governmental activities* in the government-wide financial statements and are used to account for the central stores and service equipment operations.

Tooele County, Utah
Management Discussion & Analysis - continued
December 31, 2021

Proprietary Funds - continued

Proprietary funds provide the same type of information as the government-wide financial statements, only in more detail. The proprietary fund financial statements provide separate information for Desert Peak, Solid Waste, Airport, and Rentals, which are all considered to be major Proprietary funds of Tooele County.

Refer to the table of contents for the location of the basic proprietary fund financial statements.

Fiduciary Funds

Fiduciary funds are used to account for resources held for the benefit of parties outside the county government. Fiduciary funds are *not* reflected in the government-wide financial statement because the resources of those funds are *not* available to support Tooele County's own programs. The accounting used for fiduciary funds is much like that used for proprietary funds. However, the County reports only agency funds, for which the accounting does not present results of operations.

Refer to the table of contents for the location of the basic fiduciary fund financial statements.

Notes to Financial Statements

The notes provide additional information that is essential to a full understanding of the data provided in the government-wide and fund financial statements. The notes are part of the basic financial statements.

Other Information

In addition to the basic financial statements and accompanying notes, this report also presents certain *required supplementary information* concerning Tooele County.

The combining statements referred to earlier in connection with non-major governmental funds and the enterprise fund is presented immediately following the required supplementary information.

Government-Wide Financial Analysis

As noted earlier, net position may serve over time as a useful indicator of a government's financial position. In the case of Tooele County, assets exceeded liabilities by \$203,638,505 at the close of the most recent fiscal year.

Tooele County, Utah
Management Discussion & Analysis - continued
December 31, 2021

The largest portion of Tooele County's net position reflects its investment in capital assets (e.g. land, buildings and improvements, furniture, fixtures and equipment, and infrastructure), less any related debt used to acquire those assets that is still outstanding. Tooele County uses these capital assets to provide services to citizens; consequently, these assets are not available for future spending. Although Tooele County's investment in its capital assets is reported net of related debt, it should be noted that the resources needed to repay this debt must be provided from other sources, since the capital assets themselves cannot be used to liquidate these liabilities.

	Tooele County's Net Position					
	Governmental Activities		Business-type Activities		Total	
	2021	2020	2021	2020	2021	2020
<i>Assets</i>						
Current and other assets	\$ 108,868,549	86,593,257	5,859,918	7,346,245	114,728,467	93,939,502
Capital assets	95,925,440	96,063,298	29,253,482	30,656,261	125,178,922	126,719,559
Total assets	<u>204,793,989</u>	<u>182,656,555</u>	<u>35,113,400</u>	<u>38,002,506</u>	<u>239,907,389</u>	<u>220,659,061</u>
<i>Deferred Outflows</i>						
	<u>4,187,656</u>	<u>4,055,084</u>	<u>342,597</u>	<u>332,445</u>	<u>4,530,253</u>	<u>4,387,529</u>
<i>Liabilities</i>						
<i>Long-term liabilities</i>						
outstanding	27,271,963	32,640,957	971,567	1,706,742	28,243,530	34,347,699
Other liabilities	4,697,393	4,525,405	1,238,962	1,480,299	5,936,355	6,005,704
Total liabilities	<u>31,969,356</u>	<u>37,166,362</u>	<u>2,210,529</u>	<u>3,187,041</u>	<u>34,179,885</u>	<u>40,353,403</u>
<i>Deferred Inflows</i>						
	<u>6,116,228</u>	<u>3,504,046</u>	<u>503,024</u>	<u>317,266</u>	<u>6,619,252</u>	<u>3,821,312</u>
<i>Net Position</i>						
<i>Net investment</i>						
in capital assets	95,050,176	95,153,253	28,548,860	29,558,783	123,599,036	124,712,036
Restricted	19,645,842	15,601,890	(357,594)	72,933	19,288,248	15,674,823
Unrestricted	<u>56,200,043</u>	<u>35,286,088</u>	<u>4,551,178</u>	<u>5,198,928</u>	<u>60,751,221</u>	<u>40,485,016</u>
Total net position	<u>\$ 170,896,061</u>	<u>146,041,231</u>	<u>32,742,444</u>	<u>34,830,644</u>	<u>203,638,505</u>	<u>180,871,875</u>

Prior year numbers have not been restated to reflect proper reporting of capital assets and long-term liabilities. See Note 5.

A portion of Tooele County's net position (9.48%) represents resources that are subject to external restrictions on how they may be used. The remaining balance of unrestricted net position in the amount of \$60,751,221 may be used to meet the government's ongoing obligations to citizens and creditors.

At the end of the year, Tooele County is able to report positive balances in all three categories of net position, both for the government as a whole, as well as for its separate governmental and business-type activities. The same situation held true for the prior year.

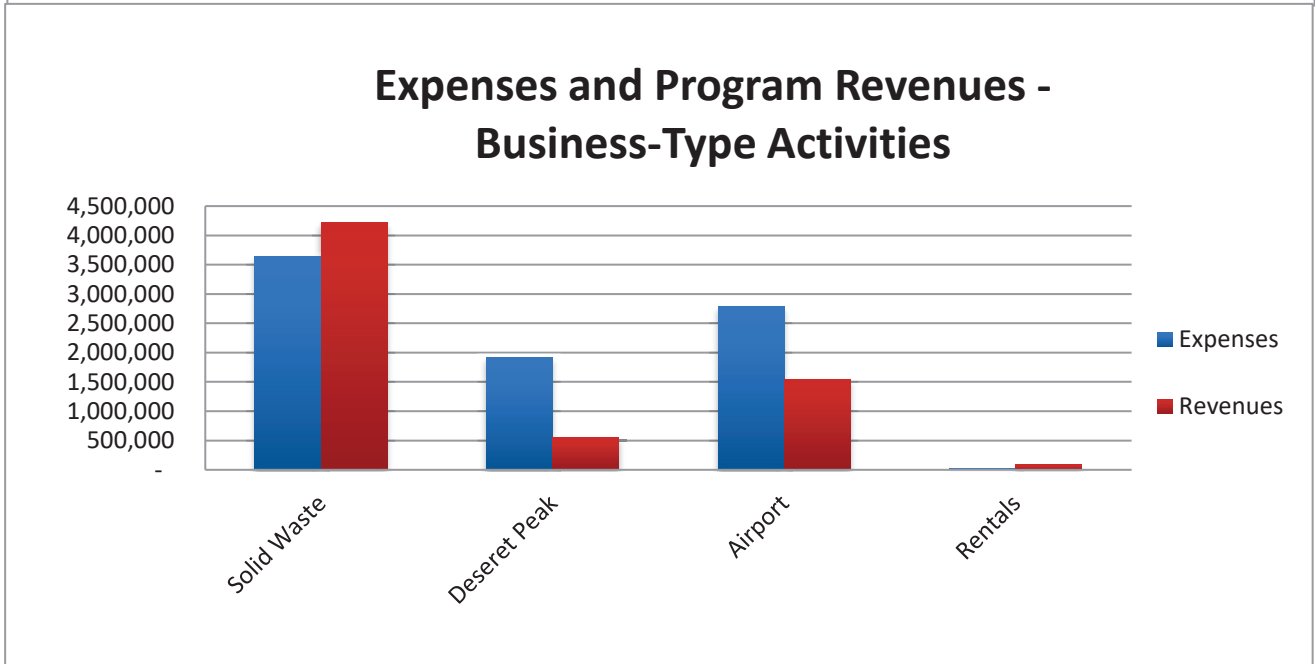
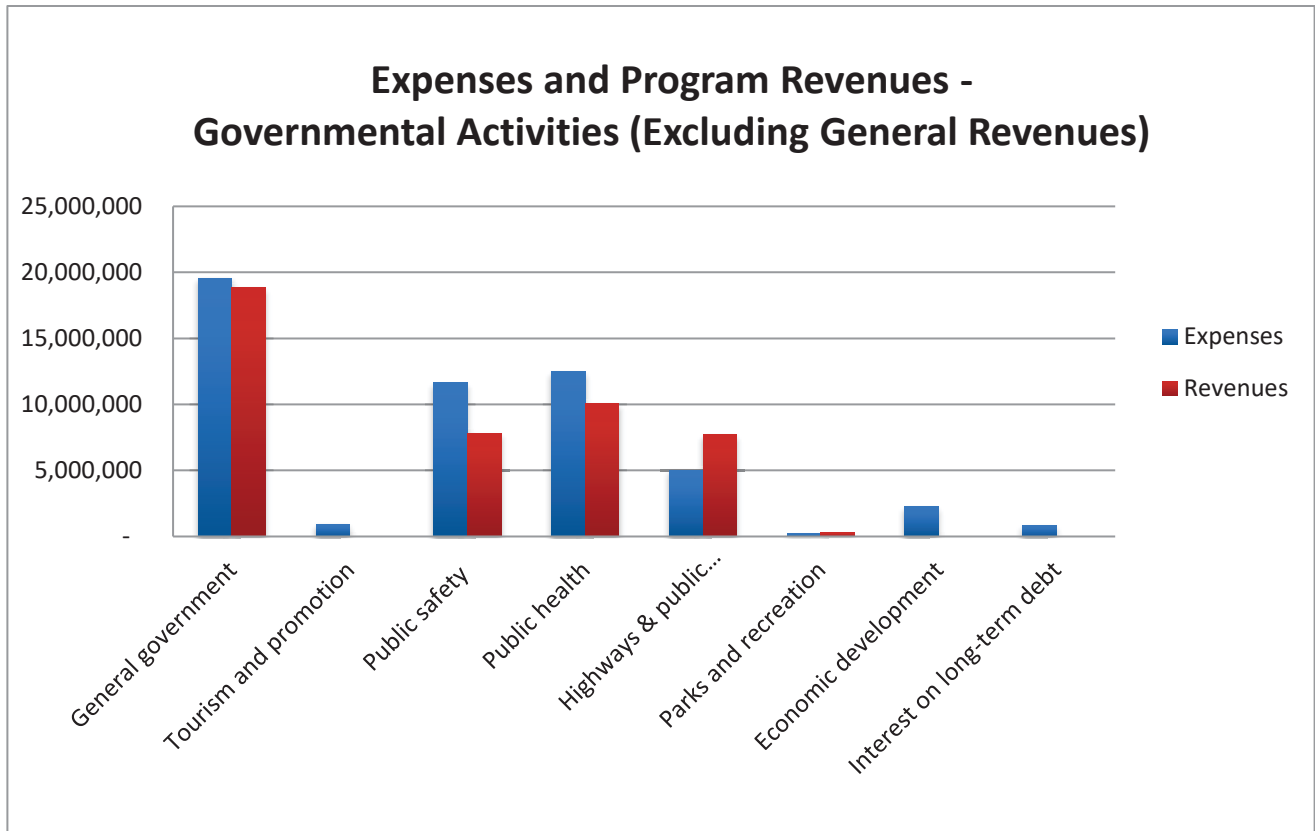
Tooele County, Utah
Management Discussion & Analysis - continued
December 31, 2021

Governmental Activities

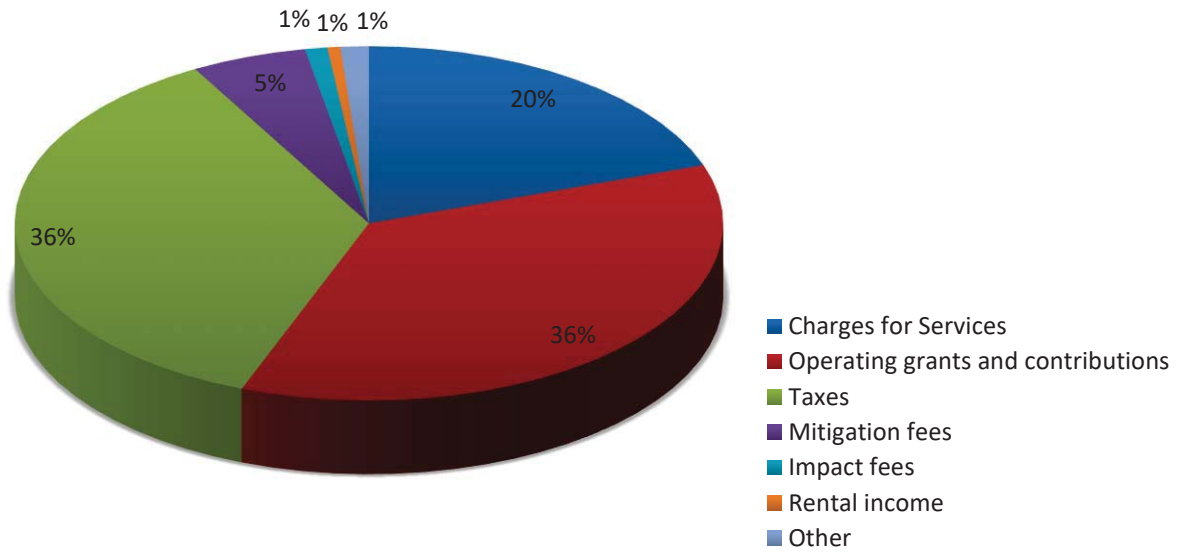
Governmental activities increased Tooele County's net position by \$25,213,650 and the Business-type activities decreased net position by \$1,742,372. The net increase in total net position was \$23,471,278. Key elements of this net increase are as follows:

	Tooele County's Change in Net Position					
	Governmental Activities		Business-type Activities		Total	
	2021	2020	2021	2020	2021	2020
Revenues:						
Program Revenues:						
Charges for Services	\$ 15,417,976	15,118,470	5,805,103	5,755,387	21,223,079	20,873,857
Operating grants and contributions	28,367,925	27,445,290	-	-	28,367,925	27,445,290
Capital grants and contributions	990,649	928,972	591,785	1,957,420	1,582,434	2,886,392
General Revenues:						
Taxes	28,227,447	25,368,769	-	-	28,227,447	25,368,769
Earnings on investments	298,803	839,117	18,360	62,392	317,163	901,509
Mitigation fees	4,140,873	4,761,629	-	-	4,140,873	4,761,629
Impact fees	799,026	973,137	-	-	799,026	973,137
Rental income	454,490	454,899	87,968	154,886	542,458	609,785
Gain (loss) on capital assets	(426,476)	258,061	(135,828)	36,013	(562,304)	294,074
Miscellaneous	150,195	416,290	19,703	2,783	169,898	419,073
Total revenues	<u>78,420,908</u>	<u>76,564,634</u>	<u>6,387,091</u>	<u>7,968,881</u>	<u>84,807,999</u>	<u>84,533,515</u>
Expenses:						
General government	19,573,487	24,574,752	-	-	19,573,487	24,574,752
Tourism and promotion	934,933	403,957	-	-	934,933	403,957
Public safety	11,641,025	10,009,295	-	-	11,641,025	10,009,295
Public health	12,457,993	9,578,741	-	-	12,457,993	9,578,741
Highways and public improvements	5,000,433	3,794,957	-	-	5,000,433	3,794,957
Parks and recreation	249,578	800,931	-	-	249,578	800,931
Economic development	2,261,995	1,834,555	-	-	2,261,995	1,834,555
Interest on long-term debt	862,814	2,586,839	36,649	55,678	899,463	2,642,517
Solid waste	-	-	3,631,921	3,387,735	3,631,921	3,387,735
Deseret Peak	-	-	1,893,779	1,628,331	1,893,779	1,628,331
Airport	-	-	2,770,830	3,690,373	2,770,830	3,690,373
Rentals	-	-	21,284	18,690	21,284	18,690
Total expenses	<u>52,982,258</u>	<u>53,584,027</u>	<u>8,354,463</u>	<u>8,780,807</u>	<u>61,336,721</u>	<u>62,364,834</u>
Change in net position before transfers	25,438,650	22,980,607	(1,967,372)	(811,926)	23,471,278	22,168,681
Transfers in (out)	(225,000)	(1,301,665)	225,000	1,301,665	-	-
Change in net position	<u>25,213,650</u>	<u>21,678,942</u>	<u>(1,742,372)</u>	<u>489,739</u>	<u>23,471,278</u>	<u>22,168,681</u>
Net position - beginning, as adjusted	145,682,411	124,362,290	34,484,816	34,340,905	180,167,227	158,703,195
Net position - ending	<u>\$ 170,896,061</u>	<u>146,041,232</u>	<u>32,742,444</u>	<u>34,830,644</u>	<u>203,638,505</u>	<u>180,871,876</u>

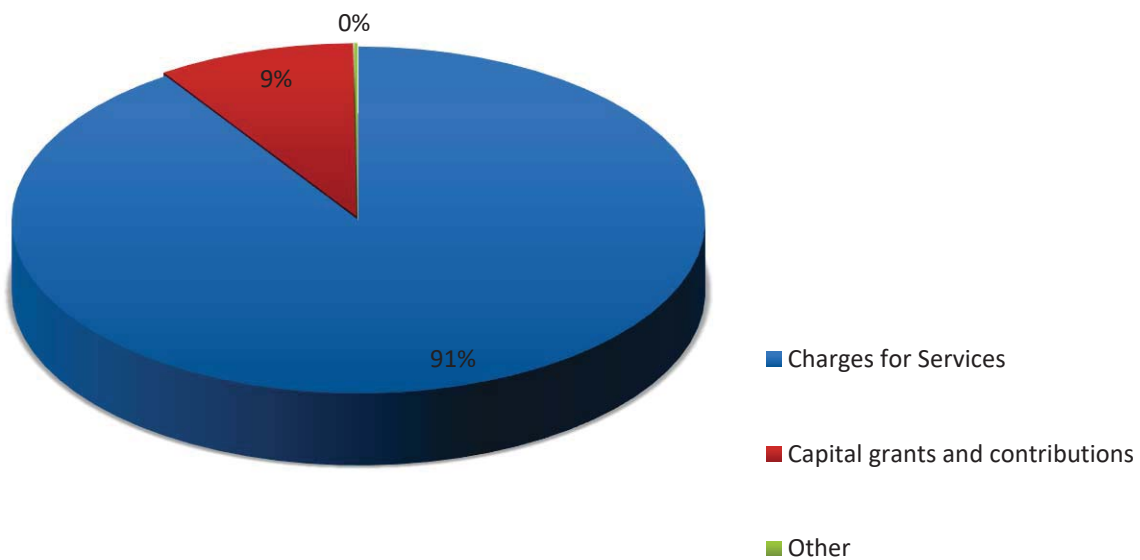
Prior year numbers have not been restated to reflect proper reporting of capital assets and long-term liabilities. See Note 5.



Revenues by Source - Governmental Activities



Revenues by Source - Business-Type Activities



Tooele County, Utah
Management Discussion & Analysis - continued
December 31, 2021

Governmental Activities

- Charges for governmental services increased by \$299,506.
- Governmental operating grants increased by \$922,635.
- Tax revenues had a net increase of \$2,858,678 consisting of:
 - Property taxes \$ 594,163
 - Sales taxes 1,487,046
 - Transient room taxes 219,536
 - Restaurant taxes 177,292
 - Mass transit taxes 378,616
 - Franchise taxes 2,024
- Mitigations fees decreased by \$620,756.
- Rental income decreased by \$409.
- Miscellaneous revenues decreased by \$266,095.

Business-type Activities

Business-type activities net position decreased by \$1,924,034, a 5.52% decrease. Key elements of this increase are as follows:

- Solid Waste revenues totaled \$4,100,385, an increase of \$338,766. Solid Waste expenses totaled \$3,631,921, including depreciation of \$279,987 for an increase of \$244,186.
- Deseret Peak revenues totaled \$554,081, an increase of \$193,765. Deseret Peak expenses totaled \$1,914,975, including depreciation of \$654,944 for a increase of \$258,532.
- Airport revenues and grants totaled \$1,648,671, an increase of \$96,352. Airport expenses totaled \$2,801,736, including depreciation of \$1,380,857 for an decrease of \$904,669.
- Rental revenues and grants totaled \$83,954, an increase of \$2,821. Airport expenses totaled \$21,284, for an increase of \$2,594.

Financial Analysis of the Government's Funds

As noted earlier, Tooele County uses fund accounting to ensure and demonstrate compliance with finance-related legal requirements.

Tooele County, Utah
Management Discussion & Analysis - continued
December 31, 2021

Governmental Funds

The focus of Tooele County's governmental funds is to provide information on near-term inflows, outflows, and balances of spendable resources. Such information is useful in assessing Tooele County's financing requirements. In particular, unassigned fund balance may serve as a useful measure of a government's net resources available for spending at the end of the year.

At the end of the year, Tooele County's governmental funds reported combined ending fund balances of \$90,358,357, an increase of \$16,147,494 in comparison with the prior year. Approximately 27% of this amount, \$46,095,478, constitutes unassigned fund balance, which is available for spending at the government's discretion. Other amounts are assigned or committed by each fund in the amount of \$19,645,842. The remainder of the fund balance is restricted and is limited as to where it may be spent:

Capital improvements	\$ 658,815
Transient/restaurant room	3,348,556
Corridor preservation	7,780,721
E911 Dispatch	698,189
Public Safety	135,317
Mass transit	6,985,516
Other	38,728
	<u>\$ 19,645,842</u>

The general fund is the primary operating fund of Tooele County. At the end of the current year, the fund balance of the general fund was \$27,243,908, of which \$24,970,873 was unassigned. As a measure of the general fund's liquidity, it may be useful to compare both unassigned fund balance and total fund balance to total fund expenditures. The unassigned fund balance represents 86.21% of total general fund expenditures.

Proprietary Funds

Tooele County's proprietary funds provide the same type of information found in the government-wide financial statements, but in more detail.

Unrestricted net position of the enterprise funds at the end of the year amounted to \$4,369,516. Other factors concerning the finances of these funds have already been addressed in the discussion of Tooele County's business-type activities.

Tooele County, Utah
Management Discussion & Analysis - continued
December 31, 2021

General Fund Budgetary Highlights

Actual revenues of \$40,401,059 were more than final budgeted revenues by \$2,796,725 or 6.92%. Intergovernmental revenues, charges for services, mitigation fees, and rental income were above management's projections.

The final adopted budget for General Fund expenditures was \$35,321,296 in 2021, which is \$1,630,289 more than the 2021 original adopted budget.

Expenditures in 2021 were \$28,965,038, or approximately 18.00% less than the final adopted budget of \$35,321,296, not including transfers.

Capital Asset and Debt Administration

Capital Assets

Tooele County's investment in capital assets for its governmental activities, as of December 31, 2021, was \$95,925,440 (net of accumulated depreciation). This investment in capital assets includes land, buildings and improvements, furniture, fixtures, and equipment, and infrastructure, which includes roads, highways, and bridges. The total decrease in Tooele County's investment in capital assets for the current year was \$137,859, net of depreciation.

Major capital asset events during the current year included the following:

- The Airport Fund added \$506,324 for improvements.
- The Solid Waste Fund added \$899,347 in vehicles and equipment.
- Governmental activities added \$1,381,086 in vehicles and equipment, and \$30,909 in buildings and improvements. The Governmental activities also reported \$1,430,611 in construction in process related to road improvements.

Also, the County has elected to use the modified approach to account for its infrastructure assets, such as roads and bridges. That information can be found in the required supplementary information following the notes to the financial statements.

Tooele County, Utah
Management Discussion & Analysis - continued
December 31, 2021

	Tooele County's Capital Assets (net of depreciation)					
	Governmental Activities		Business-type Activities		Total	
	2021	2020	2021	2020	2021	2020
Land	\$ 7,570,720	7,570,720	1,759,620	1,759,620	9,330,340	9,330,340
Buildings and improvements	33,130,989	34,345,874	24,283,140	25,649,922	57,414,129	59,995,796
Construction in progress	1,629,947	661,579	1,071,722	1,289,548	2,701,669	1,951,127
Furniture, vehicles and equipment	4,920,084	4,811,426	2,138,999	1,957,170	7,059,083	6,768,596
Infrastructure	48,673,700	48,673,700	-	-	48,673,700	48,673,700
Total	\$ 95,925,440	96,063,299	29,253,481	30,656,260	125,178,921	126,719,559

Additional information on Tooele County's capital assets can be found in the notes to the financial statements.

Long-term Debt

At the end of the current year, Tooele County had total debt outstanding of \$29,692,538. The debt represents lease revenue bonds, sales tax revenue bonds, and capital leases.

	Tooele County's Outstanding Debt					
	Governmental Activities		Business-type Activities		Total	
	2021	2020	2021	2020	2021	2020
Lease revenue bonds	\$ 22,336,018	23,013,686	317,622	330,129	22,653,640	23,343,815
Sales tax revenue bonds	534,000	757,000	387,000	569,000	921,000	1,326,000
Capital leases	66,264	143,308	-	198,349	66,264	341,657
Compensated absences	1,344,221	1,759,447	104,787	-	1,449,008	1,759,447
Net pension liability	1,686,144	5,419,851	147,296	438,353	1,833,440	5,858,204
Total post employment benefit obligation	2,649,537	3,307,112	119,649	170,911	2,769,186	3,478,023
Total	\$ 28,616,184	34,400,404	1,076,354	1,706,742	29,692,538	36,107,146

Additional information on Tooele County's long-term debt can be found in the notes to the financial statements.

Tooele County, Utah
Management Discussion & Analysis - continued
December 31, 2021

Economic Factors and Next Year's Budgets and Rates

The County's elected and appointed officials considered many factors when setting the fiscal year 2022's budget, tax rates, and fees that will be charged for the governmental and business type activities. The County will see a budget increase for 2022 with the major causes being a need to upgrade and improve the County's roads and other capital improvements.

Requests for Information

This financial report is designed to provide a general overview of Tooele County's finances for all those with an interest in the government's finances. Questions concerning any of the information provided in this report, or requests for additional financial information such as reports for component units, should be addressed to the Tooele County Auditor, 47 South Main Street, Tooele, Utah, 84074.

This page intentionally left blank.

BASIC FINANCIAL STATEMENTS

Tooele County, Utah
Statement of Net Position
December 31, 2021

	Primary Government			(unaudited) Component Unit
	Governmental Activities	Business- Type Activities	Total	Tooele County Recreation SSD
<u>Assets</u>				
Cash and cash equivalents	\$ 72,861,538	4,604,129	77,465,667	234,034
Restricted cash	18,984,121	460,685	19,444,806	-
Accounts receivable - net	9,905,852	794,849	10,700,701	-
Prepays	1,117,038	255	1,117,293	-
Long-term receivable	6,000,000	-	6,000,000	-
Capital assets not being depreciated				
Land, roads and construction in process	57,874,367	2,831,342	60,705,709	-
Capital assets, net of accumulated depreciation				
Buildings, improvements, equipment, and other	38,051,073	26,422,140	64,473,213	-
Total assets	<u>204,793,989</u>	<u>35,113,400</u>	<u>239,907,389</u>	<u>234,034</u>
<u>Deferred Outflows of Resources</u>				
OPEB outflows	389,887	17,607	407,494	
Pension outflows	3,797,769	324,990	4,122,759	-
Total deferred outflows of resources	<u>4,187,656</u>	<u>342,597</u>	<u>4,530,253</u>	<u>-</u>
<u>Liabilities</u>				
Accounts payable and accrued liabilities	3,278,249	314,126	3,592,375	-
Accrued interest payable	74,923	1,770	76,693	-
Accrued landfill closure costs	-	818,279	818,279	-
Compensated absences - current	672,111	52,394	724,504	-
Compensated absences - noncurrent	672,111	52,394	724,504	-
Noncurrent liabilities				
Due within one year	875,264	202,114	1,077,378	-
Due in more than one year				
Bonds	22,061,018	502,508	22,563,526	-
Net pension liability	1,686,144	147,296	1,833,440	-
Total OPEB obligation	2,649,537	119,649	2,769,186	-
Total liabilities	<u>31,969,356</u>	<u>2,210,529</u>	<u>34,179,885</u>	<u>-</u>

The notes to the financial statements are an integral part of this statement.

Tooele County, Utah
Statement of Net Position - continued
December 31, 2021

	Primary Government			(unaudited) Component Unit
	Governmental Activities	Business- Type Activities	Total	Tooele County Recreation SSD
<u>Deferred Inflows of Resources</u>				
OPEB inflows	\$ 1,384,451	62,519	1,446,970	-
Pension inflows	4,731,777	440,505	5,172,282	-
Total deferred inflows of resources	6,116,228	503,024	6,619,252	-
<u>Net Position</u>				
Net investment in capital assets	95,050,176	28,548,860	123,599,036	-
Restricted for				
Capital improvements	658,815	-	658,815	-
Transient room	3,348,556	-	3,348,556	-
Mass Transit	6,985,516	-	6,985,516	-
Corridor Preservation	7,780,721	-	7,780,721	-
E911	698,189	-	698,189	-
Public safety	135,317	-	135,317	-
Landfill closure	-	(357,594)	(357,594)	-
Health services	-	-	-	-
Other	38,728	-	38,728	234,034
Unrestricted	56,200,043	4,551,178	60,751,221	-
Total net position	<u>\$ 170,896,061</u>	<u>32,742,444</u>	<u>203,638,505</u>	<u>234,034</u>

The notes to the financial statements are an integral part of this statement.

Tooele County, Utah
Statement of Activities
For the Year Ended December 31, 2021

Function/Programs	Program Revenues				Net (Expense) Revenues & Changes in Net Position			Component Unit Tooele County Recreation SSD
	Expenses	Charges for Services	Operating Grants and Contributions	Capital Grants and Contributions	Primary Government		Total	
					Governmental Activities	Business-type Activities		
Primary government								
Governmental activities								
General government	\$ 19,573,487	8,835,162	10,016,882	-	(721,443)	-	(721,443)	-
Tourism and promotion	934,933	-	-	-	(934,933)	-	(934,933)	-
Public safety	11,641,025	4,645,762	3,190,961	-	(3,804,302)	-	(3,804,302)	-
Public health	12,457,993	1,635,077	8,443,524	-	(2,379,392)	-	(2,379,392)	-
Highways and public improvements	5,000,433	19,543	6,716,558	990,649	2,726,317	-	2,726,317	-
Parks and recreation	249,578	282,432	-	-	32,854	-	32,854	-
Conservation and economic development	2,261,995	-	-	-	(2,261,995)	-	(2,261,995)	-
Interest on long-term debt	862,814	-	-	-	(862,814)	-	(862,814)	-
Total governmental activities	\$ 52,982,258	15,417,976	28,367,925	990,649	(8,205,708)	-	(8,205,708)	-
Business-type activities								
Solid waste	3,631,921	4,222,336	-	-	-	590,415	590,415	-
Deseret Peak	1,893,779	547,457	-	-	-	(1,346,322)	(1,346,322)	-
Airport	2,770,830	951,696	-	591,785	-	(1,227,349)	(1,227,349)	-
Rentals	21,284	83,614	-	-	-	62,330	62,330	-
Total business-type activities	\$ 8,317,814	5,805,103	-	591,785	-	(1,920,926)	(1,920,926)	-
Total primary government	\$ 61,300,072	21,223,079	28,367,925	1,582,434	(8,205,708)	-	(10,126,634)	-
Component unit								
Tooele County Recreation SSD	\$ 75,831	-	296,200	-	-	-	-	220,369
Total component units	\$ 75,831	-	296,200	-	-	-	-	220,369
General revenues								
Property taxes					15,073,328	-	15,073,328	-
General sales and use tax					9,487,709	-	9,487,709	-
Transient room tax					651,325	-	651,325	-
Restaurant tax					943,548	-	943,548	-
Mass transit tax					2,019,271	-	2,019,271	-
Franchise taxes					52,265	-	52,265	-
Impact fees					799,026	-	799,026	-
Mitigation fees					4,140,873	-	4,140,873	-
Rental income					454,490	87,968	542,458	-
Miscellaneous					150,195	19,703	169,898	-
Net interest earnings (expense)					298,803	(18,289)	280,514	3
Sale of capital assets					(426,476)	(135,828)	(562,304)	-
Transfers					(225,000)	225,000	(0)	-
Total general revenues and transfers					33,419,358	178,554	33,597,912	3
Change in net position					25,213,650	(1,742,372)	23,471,278	220,372
Net position - beginning, as restated					145,682,411	34,484,816	180,167,227	13,662
Net position - ending					\$ 170,896,061	32,742,444	203,638,505	234,034

The notes to the financial statements are an integral part of this statement.

This page intentionally left blank.

Tooele County, Utah
Balance Sheet
Governmental Funds
December 31, 2021

	Special Revenue Funds					Capital Projects		Total Governmental Funds
	General Fund	Human Services	Public Health	Road Maintenance	Municipal Services	General	Other Governmental Funds	
Assets and Deferred Outflows of Resources								
Cash and cash equivalents	\$ 24,247,246	767,784	4,568,330	3,945,908	7,580,476	22,050,899	9,700,895	72,861,538
Restricted cash	1,531,049	-	-	-	-	7,780,721	9,672,351	18,984,121
Receivables (net) Accounts	4,852,140	329,947	1,018,732	828,400	1,781,499	117,459	977,675	9,905,852
Prepaid items	741,986	369,092	495	145	5,215	-	105	1,117,038
Total assets and deferred outflows of resources	\$ 31,372,421	1,466,823	5,587,557	4,774,453	9,367,190	29,949,079	20,351,026	102,868,549
Liabilities, Deferred Inflows of Resources and Fund Balances								
Liabilities								
Accounts payable	\$ 1,605,587	70,056	61,296	42,799	28,954	25,254	168,649	2,002,595
Accrued liabilities	950,952	33,201	131,220	60,115	32,641	-	67,524	1,275,653
Total liabilities	2,556,540	103,257	192,516	102,914	61,595	25,254	236,173	3,278,249

The notes to the financial statements are an integral part of this statement.

Tooele County, Utah
Balance Sheet - continued
Governmental Funds
December 31, 2021

	Special Revenue Funds					Capital Projects		Other	Total
	General Fund	Human Services	Public Health	Road Maintenance	Municipal Services	General	Governmental Funds		
Deferred Inflows of Resources									
Unavailable revenue- property taxes	\$ 1,571,973	-	156,958	-	763,829	-	23,198	2,515,958	
Unavailable revenue- CARES/ ARPA revenue	-	-	36,488	-	-	-	6,479,498	6,515,986	
Unavailable revenue- State of Utah revenue	-	-	-	-	200,000	-	-	200,000	
Total deferred inflows of resources	1,571,973	-	193,446	-	963,829	-	6,502,696	9,231,944	
Fund Balances									
Nonspendable	741,986	369,092	495	-	-	-	105	1,111,678	
Restricted for									
Transient room/ restaurant	-	-	-	-	-	-	3,348,556	3,348,556	
E911 Dispatch	698,189	-	-	-	-	-	-	698,189	
Public Safety	135,317	-	-	-	-	-	-	135,317	
Impact fees - parks	658,815	-	-	-	-	-	-	658,815	
Corridor Preservation	-	-	-	-	-	7,780,721	-	7,780,721	
Other	38,728	-	-	-	-	-	-	38,728	
Mass transit	-	-	-	-	-	-	6,985,516	6,985,516	
Assigned, reported in									
Special Revenue Funds	-	994,474	5,201,100	4,671,539	8,341,766	-	3,631,817	22,840,696	
Capital Projects Funds	-	-	-	-	-	22,143,104	-	22,143,104	
Unassigned	24,970,873	-	-	-	-	-	(353,836)	24,617,037	
Total fund balances	27,243,908	1,363,566	5,201,595	4,671,539	8,341,766	29,923,825	13,612,158	90,358,357	
Total liabilities, deferred inflows of resources, and fund balances	\$ 31,372,421	1,466,823	5,587,557	4,774,453	9,367,190	29,949,079	20,351,027	102,868,550	

The notes to the financial statements are an integral part of this statement.

Tooele County, Utah
Balance Sheet Reconciliation to Statement of Net Position
December 31, 2021

Amounts reported for governmental activities in the statement of net position are different because:

Total fund balances - governmental fund types	\$ 90,358,357
Capital assets used in governmental activities are not financial resources and, therefore, are not reported in the funds.	95,925,440
Long-term assets are not available to pay for current period expenditures, and, therefore, are deferred in the funds.	15,231,944
Long-term liabilities are not due and payable in the current period and, therefore, are not reported in the funds.	<u>(30,619,679)</u>
Net position of government activities	<u><u>\$ 170,896,062</u></u>

The notes to the financial statements are an integral part of this statement.

This page intentionally left blank.

Tooele County, Utah
Statement of Revenues, Expenditures, and Changes in Fund Balances
Governmental Funds
For the Year Ended December 31, 2021

	Special Revenue Funds					Capital Projects			Total Governmental Funds
	General Fund	Human Services	Public Health	Road Maintenance	Municipal Services	General	Other Governmental Funds		
Revenues									
Taxes									
General property taxes	\$ 10,541,025	-	1,001,868	-	2,593,449	-	20,009	-	14,156,351
Sales taxes	4,065,908	-	-	1,066,748	4,355,053	-	-	-	9,487,709
Transient room tax	-	-	-	-	-	-	651,325	-	651,325
Restaurant tax	-	-	-	-	-	-	943,548	-	943,548
Mass transit tax	2,019,271	-	-	-	-	-	-	-	2,019,271
Franchise tax	52,265	-	-	-	-	-	-	-	52,265
Licenses and permits	29,150	-	-	-	1,562,322	-	-	-	1,591,472
Intergovernmental	6,764,681	2,729,537	3,754,867	3,702,694	340,000	990,649	5,602,703	-	23,885,131
Charges for services	11,587,419	-	1,492,758	19,543	7,618	-	142,319	-	13,249,657
Impact fees	426,534	-	-	-	-	372,492	-	-	799,026
Fines and forfeitures	576,843	-	-	-	-	-	-	-	576,843
Interest on investments	94,591	9,582	13,918	13,346	21,810	31,945	45,943	-	231,135
Mitigation fees	4,140,873	-	-	-	-	-	-	-	4,140,873
Lease revenue	-	-	-	-	-	-	683,127	-	683,127
Rental income	-	-	454,490	-	-	-	-	-	454,490
Other	102,498	-	21,749	13,567	-	-	12,381	-	150,195
Total revenues	40,401,059	2,739,119	6,739,650	4,815,898	8,880,252	1,395,086	8,101,355	-	73,072,419
Expenditures									
General government	11,717,396	-	-	-	6,321,048	-	153,735	-	18,192,179
Tourism and promotion	-	-	-	-	-	-	934,933	-	934,933
Public safety	11,711,550	-	-	-	7,968	-	-	-	11,719,518
Public health and human services	299,597	4,619,617	5,274,478	-	-	-	2,784,468	-	12,978,160
Highways and public improvements	533,094	-	-	4,478,439	-	-	-	-	5,011,533
Parks and recreation	565,169	-	-	-	-	-	-	-	565,169
Conservation and economic development	2,261,995	-	-	-	-	-	-	-	2,261,995
Other administrative	246,567	-	-	-	-	-	-	-	246,567

The notes to the financial statements are an integral part of this statement.

Tooele County, Utah
Statement of Revenues, Expenditures, and Changes in Fund Balances - continued
Governmental Funds
For the Year Ended December 31, 2021

	Special Revenue Funds					Capital Projects		Total Governmental Funds
	General Fund	Human Services	Public Health	Road Maintenance	Municipal Services	General	Other Governmental Funds	
Expenditures - continued								
Debt Service								
Principal	\$ -	-	-	-	-	-	833,000	833,000
Interest	-	-	-	-	-	-	865,972	865,972
Bond costs	-	-	-	-	-	-	7,500	7,500
Lease payment	683,127	-	-	-	-	-	-	683,127
Capital outlay	-	-	-	-	-	738,686	538,234	1,276,920
Covid-19 related expenditures	946,543	-	684,419	-	-	-	-	1,630,962
Total expenditures	28,965,038	4,619,617	5,958,897	4,478,439	6,329,016	738,686	6,117,842	57,207,535
Excess revenues over (under) expenditures	11,436,021	(1,880,498)	780,753	337,459	2,551,236	656,400	1,983,514	15,864,885
Other Financing Sources (Uses)								
Proceeds from sale of capital assets	16,414	-	-	-	-	-	-	16,414
Operating transfers in	491,195	2,864,899	-	170,000	-	17,730,000	1,069,231	22,325,325
Operating transfers out	(21,664,130)	-	-	-	-	-	(395,000)	(22,059,130)
Total other financing sources	(21,156,521)	2,864,899	-	170,000	-	17,730,000	674,231	282,609
Net change in fund balance	(9,720,500)	984,401	780,753	507,459	2,551,236	18,386,400	2,657,745	16,147,494
Fund balances - beginning of year, as restated	36,964,408	379,165	4,420,842	4,164,080	5,790,530	11,537,425	10,954,413	74,210,863
Fund balances - end of year	\$ 27,243,908	1,363,566	5,201,595	4,671,539	8,341,766	29,923,825	13,612,158	90,358,357

The notes to the financial statements are an integral part of this statement.

Tooele County, Utah
Statement of Changes Reconciliation to Statement of Activities
For the Year Ended December 31, 2021

Amounts reported for governmental activities in the statement of activities are different because:

Net changes in fund balances - total governmental funds	\$ 16,147,494
Governmental funds report capital outlays as expenditures. However, in the statement of activities the cost of those assets is allocated over their estimated useful lives and reported as depreciation expense. This is the amount by which capital outlays exceeded depreciation in the current period.	305,031
The net effect of various miscellaneous transactions involving capital assets (i.e., sales, trade-ins, and donations) is to decrease net position.	(442,890)
Revenues in the statement of activities that do not provide current financial resources are not reported as revenues in the funds.	6,390,420
The issuance of long-term debt (i.e. bonds and leases) provides current financial resources to governmental funds, while the repayment of the principal of long-term debt consumes the current financial resources of governmental funds. Neither transaction, however, has any effect on net position. This amount is the net effect of these differences in the treatment of long-term debt and related items.	913,202
Some expenses reported in the statement of activities do not require the use of current financial resources and, therefore, are not reported as expenditures in governmental funds.	2,394,566
Internal Service Funds are used by management to charge for central stores to individual funds. The net expense of the Internal Service Funds is reported within Governmental Activities.	(34,804)
Internal service funds are used by management to charge the costs of fleet management to individual funds. The net revenue of certain activities of internal service funds is reported with governmental activities.	<u>(459,372)</u>
Change in net position of governmental activities	<u>\$ 25,213,647</u>

The notes to the financial statements are an integral part of this statement.

Tooele County, Utah
Statement of Revenues, Expenditures, and Changes in Fund Balances
Budget and Actual - General Fund
For the Year Ended December 31, 2021

	Budgeted Amounts		Actual Amounts	Variance with Final Budget
	Original	Final		
Revenues				
Taxes	\$ 14,512,150	14,887,150	16,678,470	1,791,320
Licenses and permits	27,000	27,000	29,150	2,150
Intergovernmental	5,186,020	6,527,141	6,764,681	237,540
Charges for services	10,100,024	10,318,343	11,587,419	1,269,076
Fines and forfeitures	543,000	543,000	576,843	33,843
Impact fees	510,000	510,000	426,534	(83,466)
Interest on investments	42,000	42,000	94,591	52,591
Mitigation fees	4,640,000	4,640,000	4,140,873	(499,127)
Other	84,700	109,700	102,498	(7,202)
Total revenues	35,644,894	37,604,334	40,401,059	2,796,725
Expenditures				
General government	14,220,054	14,451,853	11,717,396	2,734,457
Public safety	14,519,963	14,860,474	11,711,550	3,148,924
Public health and human services	352,394	353,022	299,597	53,425
Highways and public improvements	692,203	692,203	533,094	159,109
Parks and recreation	744,529	809,329	565,169	244,160
Conservation and economic development	1,698,535	2,262,135	2,261,995	140
Other administrative	253,450	262,610	246,567	16,043
Lease payment	683,127	683,127	683,127	-
Covid-19 related expenditures	526,752	946,543	946,543	-
Total expenditures	33,691,007	35,321,296	28,965,038	6,356,258
Excess of revenues over (under) expenditures	1,953,887	2,283,038	11,436,021	9,152,983
Other Financing Sources (Uses)				
Proceeds from sale of capital assets	4,500	14,500	16,414	1,914
Operating transfers in	-	-	491,195	491,195
Operating transfers out	(11,451,319)	(23,106,015)	(21,664,130)	1,441,885
Total other financing sources (uses)	(11,446,819)	(23,091,515)	(21,156,521)	1,934,994
Net change in fund balance	(9,492,932)	(20,808,477)	(9,720,500)	11,087,977
Fund balance, beginning of year, as restated	36,964,408	36,964,408	36,964,408	-
Fund balance, end of year	\$ 27,471,476	16,155,931	27,243,908	11,087,977

The notes to the financial statements are an integral part of this statement.

Tooele County, Utah
Statement of Revenues, Expenditures, and Changes in Fund Balances
Budget and Actual - Human Services
For the Year Ended December 31, 2021

	<u>Budgeted Amounts</u>		<u>Actual Amounts</u>	<u>Variance with Final Budget</u>
	<u>Original</u>	<u>Final</u>		
<u>Revenues</u>				
Intergovernmental	\$ 1,623,067	2,694,871	2,729,537	34,666
Interest on investments	15,000	18,000	9,582	(8,418)
Total revenues	<u>1,638,067</u>	<u>2,712,871</u>	<u>2,739,119</u>	<u>26,248</u>
<u>Expenditures</u>				
Public health and human services	<u>4,748,270</u>	<u>5,877,770</u>	<u>4,619,617</u>	<u>1,258,153</u>
Total expenditures	<u>4,748,270</u>	<u>5,877,770</u>	<u>4,619,617</u>	<u>1,258,153</u>
Excess revenues over (under) expenditures	<u>(3,110,203)</u>	<u>(3,164,899)</u>	<u>(1,880,498)</u>	<u>1,284,401</u>
<u>Other Financing Sources (Uses)</u>				
Operating transfers in	<u>3,110,203</u>	<u>2,864,899</u>	<u>2,864,899</u>	<u>-</u>
Total other financing sources and (uses)	<u>3,110,203</u>	<u>2,864,899</u>	<u>2,864,899</u>	<u>-</u>
Net change in fund balance	-	(300,000)	984,401	1,284,401
Fund balance, beginning of year, as restated	<u>379,165</u>	<u>379,165</u>	<u>379,165</u>	<u>-</u>
Fund balances - end of year	<u>\$ 379,165</u>	<u>79,165</u>	<u>1,363,566</u>	<u>1,284,401</u>

The notes to the financial statements are an integral part of this statement.

Tooele County, Utah
Statement of Revenues, Expenditures, and Changes in Fund Balances
Budget and Actual - Public Health
For the Year Ended December 31, 2021

	<u>Budgeted Amounts</u>		Actual Amounts	Variance with Final Budget
	<u>Original</u>	<u>Final</u>		
<u>Revenues</u>				
Taxes	\$ 789,735	789,735	1,001,868	212,133
Intergovernmental	2,984,286	4,296,863	3,754,867	(541,996)
Charges for services	1,641,442	1,641,442	1,492,758	(148,684)
Interest on investments	7,500	7,500	13,918	6,418
Rental income	454,490	454,490	454,490	-
Other	12,000	12,000	21,749	9,749
Total revenues	<u>5,889,453</u>	<u>7,202,030</u>	<u>6,739,650</u>	<u>(462,380)</u>
<u>Expenditures</u>				
Public health and human services	5,683,965	5,780,032	5,274,478	505,554
Covid-19 related expenditures	1,045,453	2,311,963	684,419	1,627,544
Total expenditures	<u>6,729,418</u>	<u>8,091,995</u>	<u>5,958,897</u>	<u>2,133,098</u>
Excess revenues over (under) expenditures	<u>(839,965)</u>	<u>(889,965)</u>	<u>780,753</u>	<u>1,670,718</u>
<u>Other Financing Sources (Uses)</u>				
Operating transfers in/out	-	-	-	-
Total other financing sources and (uses)	<u>-</u>	<u>-</u>	<u>-</u>	<u>-</u>
Net change in fund balance	(839,965)	(889,965)	780,753	1,670,718
Fund balances - beginning of year	<u>4,420,842</u>	<u>4,420,842</u>	<u>4,420,842</u>	<u>-</u>
Fund balances - end of year	<u>\$ 3,580,877</u>	<u>3,530,877</u>	<u>5,201,595</u>	<u>1,670,718</u>

The notes to the financial statements are an integral part of this statement.

Tooele County, Utah
Statement of Revenues, Expenditures, and Changes in Fund Balances
Budget and Actual - Road Maintenance
For the Year Ended December 31, 2021

	<u>Budgeted Amounts</u>		Actual Amounts	Variance with Final Budget
	<u>Original</u>	<u>Final</u>		
<u>Revenues</u>				
Taxes	\$ 560,000	560,000	1,066,748	506,748
Intergovernmental	2,615,000	2,615,000	3,702,694	1,087,694
Charges for services	90,200	90,200	19,543	(70,657)
Interest on investments	5,000	5,000	13,346	8,346
Other	1,000	1,000	13,567	12,567
Total revenues	<u>3,271,200</u>	<u>3,271,200</u>	<u>4,815,898</u>	<u>1,544,698</u>
<u>Expenditures</u>				
Highway and public improvements	4,132,574	5,796,849	4,478,439	1,318,410
Total expenditures	<u>4,132,574</u>	<u>5,796,849</u>	<u>4,478,439</u>	<u>1,318,410</u>
Excess revenues over (under) expenditures	<u>(861,374)</u>	<u>(2,525,649)</u>	<u>337,459</u>	<u>2,863,108</u>
<u>Other Financing Sources (Uses)</u>				
Operating transfers in	470,000	320,000	170,000	(150,000)
Total other financing sources and (uses)	<u>470,000</u>	<u>320,000</u>	<u>170,000</u>	<u>(150,000)</u>
Net change in fund balance	(391,374)	(2,205,649)	507,459	2,713,108
Fund balances - beginning of year	4,164,080	4,164,080	4,164,080	-
Fund balances - end of year	<u>\$ 3,772,706</u>	<u>1,958,431</u>	<u>4,671,539</u>	<u>2,713,108</u>

The notes to the financial statements are an integral part of this statement.

Tooele County, Utah
Statement of Revenues, Expenditures, and Changes in Fund Balances
Budget and Actual - Municipal Services Fund
For the Year Ended December 31, 2021

	<u>Budgeted Amounts</u>		Actual Amounts	Variance with Final Budget
	<u>Original</u>	<u>Final</u>		
<u>Revenues</u>				
Taxes	\$ 4,802,196	4,802,196	6,948,502	2,146,306
Licenses and permits	1,301,000	1,297,750	1,562,322	264,572
Intergovernmental	935,000	935,000	340,000	(595,000)
Charges for services	3,000	6,250	7,618	1,368
Interest on investments	25,000	25,000	21,810	(3,190)
Impact fee	350,000	350,000	-	(350,000)
Total revenues	<u>7,416,196</u>	<u>7,416,196</u>	<u>8,880,252</u>	<u>1,464,056</u>
<u>Expenditures</u>				
General government	7,477,690	7,477,690	6,321,048	1,156,642
Public safety	20,000	20,000	7,968	12,032
Total expenditures	<u>7,497,690</u>	<u>7,497,690</u>	<u>6,329,016</u>	<u>1,168,674</u>
Excess revenues over (under) expenditures	<u>(81,494)</u>	<u>(81,494)</u>	<u>2,551,236</u>	<u>2,632,730</u>
<u>Other Financing Sources (Uses)</u>				
Operating transfers out	<u>(1,150,000)</u>	<u>(1,150,000)</u>	<u>-</u>	<u>1,150,000</u>
Total other financing sources and (uses)	<u>(1,150,000)</u>	<u>(1,150,000)</u>	<u>-</u>	<u>1,150,000</u>
Net change in fund balance	(1,231,494)	(1,231,494)	2,551,236	3,782,730
Fund balances - beginning of year	5,790,530	5,790,530	5,790,530	-
Fund balances - end of year	<u>\$ 4,559,036</u>	<u>4,559,036</u>	<u>8,341,766</u>	<u>3,782,730</u>

The notes to the financial statements are an integral part of this statement.

This page intentionally left blank.

Tooele County, Utah
Statement of Net Position
Proprietary Funds
For the Year Ended December 31, 2021

	Business-type Activities				Total Enterprise Funds	Governmental Activities
	Solid Waste Fund	Deseret Peak Fund	Airport Fund	Rentals		Internal Service Funds
<u>Assets</u>						
Current assets						
Cash and cash equivalents	\$ 2,598,774	653,946	1,223,619	127,790	4,604,129	-
Restricted cash and cash equivalents	460,685	-	-	-	460,685	-
Accounts receivable - net	600,395	1,009	192,495	950	794,849	-
Prepaid items	110	70	75	-	255	-
Total current assets	<u>3,659,964</u>	<u>655,025</u>	<u>1,416,189</u>	<u>128,740</u>	<u>5,859,918</u>	<u>-</u>
Noncurrent assets						
Capital assets not being depreciated						
Land, roads, and construction in process	369,045	1,390,575	1,071,722	-	2,831,342	-
Capital assets being depreciated						
Buildings, improvements, equipment, and other	5,118,797	24,280,746	37,481,423	-	66,880,966	-
Less: accumulated depreciation	<u>(3,081,826)</u>	<u>(18,627,423)</u>	<u>(18,749,577)</u>	<u>-</u>	<u>(40,458,826)</u>	<u>-</u>
Total noncurrent assets	<u>2,406,016</u>	<u>7,043,898</u>	<u>19,803,568</u>	<u>-</u>	<u>29,253,482</u>	<u>-</u>
Total assets	<u>6,065,980</u>	<u>7,698,923</u>	<u>21,219,757</u>	<u>128,740</u>	<u>35,113,400</u>	<u>-</u>
<u>Deferred Outflows of Resources</u>						
OPEB outflows	15,101	-	2,506	-	17,607	-
Pension outflows	119,648	47,021	158,321	-	324,990	-
Total deferred outflows of resources	<u>134,749</u>	<u>47,021</u>	<u>160,827</u>	<u>-</u>	<u>342,597</u>	<u>-</u>
<u>Liabilities</u>						
Current liabilities						
Accounts payable and accrued liabilities	\$ 280,372	74,040	60,874	3,627	418,913	-
Accrued interest payable	-	1,770	-	-	1,770	-
General obligation - current portion	-	189,000	13,114	-	202,114	-
Total current liabilities	<u>280,372</u>	<u>264,810</u>	<u>73,988</u>	<u>3,627</u>	<u>622,797</u>	<u>-</u>
Non-current liabilities						
Landfill closure payable	818,279	-	-	-	818,279	-
Total OPEB obligation	102,622	-	17,027	-	119,649	-
Net pension	1,126	(5,203)	151,373	-	147,296	-
General obligation bonds	-	198,000	304,508	-	502,508	-
Total noncurrent liabilities	<u>922,027</u>	<u>192,797</u>	<u>472,908</u>	<u>-</u>	<u>1,587,732</u>	<u>-</u>
Total liabilities	<u>1,202,399</u>	<u>457,607</u>	<u>546,896</u>	<u>3,627</u>	<u>2,210,529</u>	<u>-</u>
<u>Deferred Inflows of Resources</u>						
OPEB inflows	53,622	-	8,897	-	62,519	-
Pension inflows	214,251	74,906	151,348	-	440,505	-
Total deferred inflows of resources	<u>267,873</u>	<u>74,906</u>	<u>160,245</u>	<u>-</u>	<u>503,024</u>	<u>-</u>
<u>Net Position</u>						
Net investment in capital assets	2,406,016	6,656,898	19,485,946	-	28,548,860	-
Restricted	(357,594)	-	-	-	(357,594)	-
Unrestricted	2,682,035	556,533	1,187,497	125,113	4,551,178	-
Total net position	<u>\$ 4,730,457</u>	<u>7,213,431</u>	<u>20,673,443</u>	<u>125,113</u>	<u>32,742,444</u>	<u>-</u>

The notes to the financial statements are an integral part of this statement.

Tooele County, Utah
Statement of Revenues, Expenses, and Changes in Net Position
Proprietary Funds
For the Year Ended December 31, 2021

	Business-type Activities				Total Enterprise Funds	Governmental Activities
	Solid Waste Fund	Deseret Peak Fund	Airport Fund	Rentals		Internal Service Funds
<u>Operating Revenues</u>						
Service charges	\$ 4,222,336	547,457	951,696	-	5,721,489	-
Rental income	-	-	87,968	83,614	171,582	-
Miscellaneous	-	6,624	13,079	-	19,703	-
Total operating revenues	4,222,336	554,081	1,052,743	83,614	5,912,774	-
<u>Operating Expenses</u>						
Solid waste facility	3,351,934	-	-	-	3,351,934	-
Deseret Peak	-	1,238,835	-	-	1,238,835	-
Airport	-	-	1,389,973	-	1,389,973	-
Rentals	-	-	-	21,284	21,284	-
General and administrative	-	-	-	-	-	2,981
Depreciation and amortization	279,987	654,944	1,380,857	-	2,315,788	-
Total operating expenses	3,631,921	1,893,779	2,770,830	21,284	8,317,814	2,981
Operating income (loss)	590,415	(1,339,698)	(1,718,087)	62,330	(2,405,040)	(2,981)
<u>Nonoperating Revenues (Expenses)</u>						
Federal and state grants/match	-	-	591,785	-	591,785	-
Gain (loss) on disposal of capital assets	(135,828)	-	-	-	(135,828)	-
Interest expense	-	(21,196)	(15,453)	-	(36,649)	-
Interest earnings	13,877	-	4,143	340	18,360	-
Total nonoperating Revenues (expenses)	(121,951)	(21,196)	580,475	340	437,668	-
Income before transfers	468,464	(1,360,894)	(1,137,612)	62,670	(1,967,372)	(2,981)
Contribution of fixed assets to general government	-	-	-	-	-	(784,100)
Transfer from other funds	-	225,000	-	-	225,000	(491,195)
Change in net position	468,464	(1,135,894)	(1,137,612)	62,670	(1,742,372)	(1,278,276)
Net position - beginning of year, restated	4,261,993	8,349,325	21,811,055	62,443	34,484,816	1,278,276
Net position - end of year	\$ 4,730,457	7,213,431	20,673,443	125,113	32,742,444	-

The notes to the financial statements are an integral part of this statement.

Tooele County, Utah
Statement of Cash Flows
Proprietary Funds
For the Year Ended December 31, 2021

	Business-type Activities					Governmental
	Solid Waste Fund	Deseret Peak Fund	Airport Fund	Rentals	Total Enterprise Funds	Internal Service Funds
Cash Flows From Operating Activities						
Receipts from customers	\$ 4,143,066	546,448	1,570,611	86,264	6,346,389	-
Payments to suppliers and service providers	(2,535,503)	(1,014,642)	(1,482,358)	(19,271)	(5,051,774)	-
Payments to employees/subcontractors	(938,591)	(271,418)	(492,345)	-	(1,702,354)	-
Net cash provided (used) by operating activities	668,972	(739,612)	(404,092)	66,993	(407,739)	-
Cash Flows From Noncapital Financing Activities						
Transfers from (to) other funds	-	225,000	-	-	225,000	(491,195)
Net cash provided (used) by noncapital financing activities	-	225,000	-	-	225,000	(491,195)
Cash Flows From Capital and Related Financing Activities						
Principal paid on long-term debt	-	(182,000)	(12,507)	-	(194,507)	-
Interest paid on long-term debt	(342)	(22,885)	(15,453)	-	(38,680)	-
Proceeds from capital grants	-	-	591,785	-	591,785	-
Purchase of capital assets	(976,347)	-	(288,498)	-	(1,264,845)	-
Net cash provided (used) by capital and related financing activities	(976,689)	(204,885)	275,327	-	(906,247)	-
Cash Flows From Investing Activities						
Interest and dividends received	13,877	-	4,143	340	18,360	-
Net cash provided (used) by investing activities	13,877	-	4,143	340	18,360	-
Net increase (decrease) in cash and cash equivalents	(293,840)	(719,497)	(124,622)	67,333	(1,070,626)	(491,195)
Cash and cash equivalents - beginning	3,353,299	1,373,443	1,348,241	60,457	6,135,440	491,195
Cash and cash equivalents - ending	\$ 3,059,459	653,946	1,223,619	127,790	5,064,814	-
As reported:						
Cash and cash equivalents	\$ 2,598,774	653,946	1,223,619	127,790	4,604,129	-
Restricted cash and cash equivalents	460,685	-	-	-	460,685	-
	\$ 3,059,459	653,946	1,223,619	127,790	5,064,814	-
Reconciliation of Operating Income to Net Cash Provided (Used) by Operating Activities						
Operating income	\$ 590,415	(1,339,698)	(1,718,087)	62,330	(2,405,040)	(2,981)
Adjustments to reconcile operating income to net cash provided (used) by operating activities						
Depreciation expense	279,987	654,944	1,380,857	-	2,315,788	-
Gain or (loss) on disposal of capital assets			-	-		
(Increase) decrease in accounts receivable	(79,270)	(7,633)	517,868	2,650	433,615	-
(Increase) decrease in inventory	-	-	-	-	-	2,981
(Increase) decrease in prepaid items	(110)	(70)	(75)	-	(255)	-
Increase (decrease) in accounts payable and accrued liabilities	(126,514)	(20,286)	(526,803)	2,013	(671,590)	-
Increase (decrease) in landfill payable	86,456	-	-	-	86,456	-
Increase (decrease) in pension asset/ liabilities	(65,973)	(26,869)	(38,157)	-	(130,999)	-
Increase (decrease) in OPEB obligations	(16,019)	-	(19,695)	-	(35,714)	-
Total adjustments	78,557	600,086	1,313,995	4,663	1,997,301	2,981
Net cash provided (used) by operating activities	\$ 668,972	(739,612)	(404,092)	66,993	(407,739)	-

The notes to the financial statements are an integral part of this statement.

Tooele County, Utah
Statement of Fiduciary Assets & Liabilities
Fiduciary Fund Types
For the Year Ended December 31, 2021

	Total Agency Funds
<u>Assets</u>	
Cash and cash equivalents	\$ 15,159,451
Other receivables	102,711
Total assets	\$ 15,262,162
<u>Liabilities</u>	
Taxes payable	\$ 13,474,017
Developer bonds payable	245,434
Court bail bonds payable	508,464
Due to other entities	1,034,247
Total liabilities	\$ 15,262,162

The notes to the financial statements are an integral part of this statement.

NOTES TO FINANCIAL STATEMENTS

Tooele County, Utah
Notes to Financial Statements
For the Year Ended December 31, 2021

Note 1 - Summary of Significant Accounting Policies

Reporting entity

Tooele County (State of Utah) (the County) was organized on January 31, 1850, under a commission form of government. The County has a total land area of 6,930 square miles and a population of approximately 61,046 residents. The County's major operations include public safety (police and fire), highways and roads, health and social services, culture-recreation, education, public improvements, planning and zoning, and general administrative services. The County's fiscal authority includes responsibility for final approval over budgeting appropriations, for funding deficits and operating deficiencies, disposal of surplus funds, control over the collection and disbursement of funds, and maintenance of title to assets. The financial statements include the various departments, agencies, and other organizational units governed by the County Commission.

Blended component units are, in substance, part of the primary government's operations even though they are legally separate entities. Thus, blended component units are appropriately presented as funds of the primary government. Each discretely presented component unit is reported in a separate column in the government-wide financial statements (see note below for description) to emphasize that it is legally separate from the government.

Blended component units - The following entities are blended in the accompanying general purpose financial statements:

Redevelopment Agency
Municipal Building Authority

Blending means that component unit balances and transactions are combined with balances and transactions of the primary government. Although legally separate from the County, the above component units are blended because they are governed by a board comprised of the County Commission. The County retains fiscal responsibility for these entities. These entities are reported as special revenue funds.

Discretely presented component units - The financial statements include a component unit: Tooele County Recreation Special Service District. The component unit included in this report was selected using positive criteria as defined by the Governmental Accounting Standards Board. The component unit was included due to the County's ability to significantly influence operations, fiscal accountability, and the scope of public service.

Complete financial statements for the component units may be obtained at the entities' administrative offices.

Tooele County, Utah
Notes to Financial Statements-Continued
For the Year Ended December 31, 2021

Note 1 - Summary of Significant Accounting Policies - Continued

This summary of significant accounting policies of Tooele County is presented to assist in understanding the County's financial statements. The financial statements and notes are representations of County officials who are responsible for their integrity and objectivity. The accounting policies of Tooele County conform to accounting principles generally accepted in the United States of America as applicable to governments and have been consistently applied in the preparation of the financial statements.

Description of government-wide and fund financial statements

The government-wide financial statements (i.e., the statement of net position and the statement of activities) report information on all of the non-fiduciary activities of the primary government and its component units. All fiduciary activities are reported only in the fund financial statements. Governmental activities, which normally are supported by taxes, intergovernmental revenues, and other nonexchange transactions, are reported separately from business-type activities, which rely to a significant extent on fees and charges to external customers for support. Likewise, the primary government is reported separately from certain legally separate component units for which the primary government is financially accountable.

Basis of presentation - government-wide financial statements

While separate government-wide and fund statements are presented, they are interrelated. The governmental activities column incorporates data from governmental funds and internal service funds, while business-type activities incorporate data from the government's enterprise funds. Separate financial statements are provided for governmental funds, proprietary funds, and fiduciary funds, even though the latter are excluded from government-wide financial statements.

Certain eliminations have been made as prescribed by GASB Statement No. 34 in regards to interfund activities, payables, and receivables. All internal balances in the Statement of Net Position have been eliminated except those representing balances between the governmental activities and the business-type activities, which are presented as internal balances and eliminated in the total primary government column. In the Statement of Activities, internal service fund transactions have been eliminated; however, interfund services provided and used have not been eliminated.

Tooele County, Utah
Notes to Financial Statements-Continued
For the Year Ended December 31, 2021

Note 1 - Summary of Significant Accounting Policies - Continued

Basis of presentation - fund financial statements

The fund financial statements provide information about the government's funds, including its fiduciary funds and blended component units. Separate statements for each fund category - governmental, proprietary, and fiduciary - are presented. The emphasis of fund financial statement is on major governmental and enterprise funds, each displayed in a separate column. All remaining governmental and enterprise funds are aggregated and reported as nonmajor funds. Major individual governmental and enterprise funds are reported as separate columns in the fund financial statements.

The County reports the following major governmental funds:

The *general fund* is the County's primary operating fund. It accounts for all financial resources of the general government, except those required to be accounted for in another fund.

The *human services fund* is a special revenue fund used to account for grant revenues and expenditures related to services provided for the general welfare of the County's citizens.

The *public health fund* is a special revenue fund used to account for revenues and expenditures related to services provided through the County's health department.

The *road maintenance fund* is a special revenue fund used to account for intergovernmental revenues and expenditures related to the maintenance of roads within the County.

The *municipal services fund* is a special revenue fund used to account for municipal revenues and expenditures related to various departments within the County, including roads and public safety.

The *capital projects* - This fund is used to account for the acquisition and development of various capital projects within the County.

The County reports the following major proprietary funds:

The *solid waste fund* accounts for revenue and expenditures related to the collection of waste and landfill operations within the County.

The *Deseret Peak fund* accounts for revenue and expenditures related to the recreation facility.

The *airport fund* accounts for revenue and expenditures related to the Wendover Airport.

The *rental fund* accounts for revenue and expenditures related to the rental activities throughout the County.

Tooele County, Utah
Notes to Financial Statements-Continued
For the Year Ended December 31, 2021

Note 1 - Summary of Significant Accounting Policies - Continued

Additionally, the government reports the following fund types:

Internal service funds account for service equipment and central stores provided to other departments or agencies of the government, or to other governments, on a cost reimbursement basis.

Fiduciary funds include the Criminal Justice Agency Fund, the Treasurer's Tax Fund Agency Fund, and the Special Deposits Agency Fund, which are used to account for assets held by the County in a trustee capacity or as an agent for individuals, private organizations, other governments, and/or other funds. Agency funds are custodial in nature (assets equal liabilities) and do not involve measurements of results of operations.

During the course of operations, the government has activity between funds for various purposes. Any residual balances outstanding at year end are reported as due from/to other funds and advances to/from other funds. While these balances are reported in fund financial statements, certain eliminations are made in the preparation of the government-wide financial statements. Balances between the funds included in governmental activities (i.e., the governmental and internal service funds) are eliminated so that only the net amount is included as internal balances in the governmental activities column. Similarly, balances between the funds included in business-type activities (i.e., the enterprise funds) are eliminated so that only the net amount is included as internal balances in the business-type activities column.

Further, certain activity occurs during the year involving transfers of resources between funds. In fund financial statements, these amounts are reported at gross amounts as transfers in/out. While reported in fund financial statements, certain eliminations are made in the preparation of the government-wide financial statements. Transfers between the funds included in governmental activities are eliminated so that only the net amount is included as transfers in the governmental activities column. Similarly, balances between the funds included in business-type activities are eliminated so that only the net amount is included as transfers in the business-type activities column.

Tooele County, Utah
Notes to Financial Statements-Continued
For the Year Ended December 31, 2021

Note 1 - Summary of Significant Accounting Policies - Continued

Measurement focus and basis of accounting

The accounting and financial reporting treatment is determined by the applicable measurement focus and basis of accounting. Measurement focus indicates the type of resources being measured such as *current financial resources* or *economic resources*. The basis of accounting indicates the timing of transactions or events for recognition in the financial statements.

The government-wide financial statements are reported using the *economic resources measurement focus* and the *accrual basis of accounting*. Revenues are recorded when earned and expenses are recorded when a liability is incurred, regardless of the timing of related cash flows. Property taxes are recognized as revenues in the year for which they are levied. Grants and similar items are recognized as revenue as soon as all eligibility requirements imposed by the provider have been met.

The governmental fund financial statements are reported using the *current financial resources measurement focus* and the *modified accrual basis of accounting*. Revenues are recognized as soon as they are both measurable and available. Revenues are considered to be available when they are collectible within the current period or soon enough thereafter to pay liabilities of the current period. For this purpose, the government considers revenues to be available if they are collected within 60 days of the end of the current fiscal period. Expenditures generally are recorded when a liability is incurred, as under accrual accounting. However, debt service expenditures, as well as expenditures related to compensated absences and claims and judgments, are recorded only when payment is due. General capital asset acquisitions are reported as expenditures in governmental funds. Issuance of long-term debt and acquisition under capital leases are reported as other financing sources.

Property taxes, sales taxes, franchise taxes, licenses, and interest associated with the current fiscal period are all considered to be susceptible to accrual and so have been recognized as revenues of the current fiscal period. Entitlements are recorded as revenues when all eligibility requirements are met, including any time requirements, and the amount is received during the period or within the availability period for this revenue source (within 60 days of year end). Expenditure driven grants are recognized as revenue when the qualifying expenditures have been incurred and all other eligibility requirements have been met, and the amount is received during the period or within the availability period for this revenue source (within 60 days of year end). All other revenue items are considered to be measurable and available only when cash is received by the government.

Tooele County, Utah
Notes to Financial Statements-Continued
For the Year Ended December 31, 2021

Note 1 - Summary of Significant Accounting Policies - Continued

Assets, liabilities, deferred outflows/inflows of resources, and net position/fund balance

1. Deposits and investments

The County's cash and cash equivalents are considered to be cash on hand, demand deposits, and short-term investments with original maturities of three months or less from the date of acquisition.

State statutes authorize the County to invest in obligations of the U.S. Treasury, commercial paper, corporate bonds, repurchase agreements, and the State Treasurer's Investment Pool.

Investments for the County, as well as for its component units, are reported at fair value. The State Treasurer's Investment Pool operates in accordance with appropriate state laws and regulations. The reported value of the pool is the same as the fair value of the pool shares.

Certain resources of the County's governmental funds are set aside for the following: debt, class B roads, capital improvements, transient room, restaurant tax, arts and recreation, tax stability, health services, and payment of landfill closure costs as required by applicable federal and state regulations.

2. Inventories and prepaid items

Inventories of the Internal Service Funds (Central Stores Fund) and of the Special Revenue Funds (Aging and Adult Services Fund) are stated at cost on the first-in, first-out basis. Certain payments to vendors reflect costs applicable to future accounting periods and are included as prepaid items in both the government-wide and fund financial statements.

Certain payments to vendors reflect costs applicable to future accounting periods and are recorded as prepaid items in both the government-wide and fund financial statements. The cost of prepaid items is recorded as expenditures/expenses when consumed rather than when purchased.

Tooele County, Utah
Notes to Financial Statements-Continued
For the Year Ended December 31, 2021

Note 1 - Summary of Significant Accounting Policies - Continued

3. Receivables and payables

All trade, property, sales, and franchise tax receivables are shown net of an allowance for uncollectible accounts. Trade accounts receivable in excess of 180 days comprise the trade accounts receivable allowance for uncollectible accounts.

Sales taxes are collected by the State Tax Commission and remitted to the County monthly.

Property taxes are collected by the County Treasurer and remitted to the County shortly after collection. Property taxes are levied based on property values as of January 1 of each year, with liens posted as of the same date. Taxes are due and payable on November 1 and delinquent after 5 pm on November 30 of each year.

4. Capital assets

Capital assets, which include property, plant, equipment and infrastructure assets (e.g. roads, bridges, sidewalks, and similar items), are reported in the applicable government or business-type activities columns in the government-wide financial statements. Capital assets are defined by the government as assets with an initial, individual cost of more than \$5,000 and an estimated useful life in excess of one year, and for proprietary funds with initial cost of more than \$200. Such assets are recorded at historical cost or estimated historical cost if purchased or constructed. Donated capital assets are recorded at estimated fair market value at the date of donation.

Land and construction in progress are not depreciated. The other property, plant, equipment, and infrastructure of the primary government are depreciated using the straight line method over the following estimated useful lives:

<u>Assets</u>	<u>Years</u>
Buildings	40
Improvements other than buildings	10-20
Machinery and equipment	7
Automobiles and trucks	3-7
Office furniture and equipment	3-5

Tooele County, Utah
Notes to Financial Statements-Continued
For the Year Ended December 31, 2021

Note 1 - Summary of Significant Accounting Policies - Continued

5. Deferred outflows/inflows of resources

In addition to assets, financial statements will sometimes report a separate section for deferred outflows of resources. This separate financial statement element, deferred outflows of resources, represents a consumption of net position that applies to future periods and so will not be recognized as an outflow of resources (expense/expenditure) until then.

In addition to liabilities, financial statements will sometimes report a separate section for deferred inflows of resources. This separate financial statement element, deferred inflows of resources, represents an acquisition of net position that applies to future periods and so will not be recognized as an inflow of resources (revenue) until that time.

6. Long-term obligations

In the government-wide financial statements and proprietary fund types in the fund financial statements, long-term debt and other long-term obligations are reported as liabilities in the applicable governmental activities, business-type activities, or proprietary fund type statement of net position. Bond premiums and discounts are deferred and amortized over the life of the bonds using the effective interest method. Bonds payable are reported net of the applicable bond premium or discount.

In the fund financial statements, governmental fund types recognize bond premiums and discounts, as well as bond issuance costs, during the current period. The face amount of debt issued is reported as other financing sources. Premiums received on debt issuances are reported as other financing sources while discounts on debt issuances are reported as other financing uses. Issuance costs, whether or not withheld from the actual debt proceeds received, are reported as debt service expenditures.

For purposes of measuring the net pension liability, deferred outflows of resources and deferred inflows of resources related to pensions, and pension expense, information about the fiduciary net position of the Utah Retirement Systems Pension Plan (URS) and additions to/ deductions from URS's fiduciary net position have been determined on the same basis as they are reported by URS. For this purpose, benefits payments (including refunds of employee contributions) are recognized when due and payable in accordance with the benefit terms. Investments are reported at fair value.

Tooele County, Utah
Notes to Financial Statements-Continued
For the Year Ended December 31, 2021

Note 1 - Summary of Significant Accounting Policies - Continued

7. Net position flow assumption

Sometimes the government will fund outlays for a particular purpose from both restricted (e.g., restricted bond or grant proceeds) and unrestricted resources. In order to calculate the amounts to report as restricted net position and unrestricted net position in the government-wide and proprietary fund financial statements, a flow assumption must be made about the order in which the resources are considered to be applied. It is the government's policy to consider restricted net position to have been depleted before unrestricted net position is applied.

8. Fund balance flow assumptions

Sometimes the government will fund outlays for a particular purpose from both restricted and unrestricted resources (the total of committed, assigned, and unassigned fund balance). In order to calculate the amounts to report as restricted, committed, assigned, and unassigned fund balance in the governmental fund financial statements, a flow assumption must be made about the order in which the resources are considered to be applied. It is the government's policy to consider restricted fund balance to have been depleted before using any of the components of unrestricted fund balance. Further, when the components of unrestricted fund balance can be used for the same purpose, committed fund balance is depleted first, followed by assigned fund balance. Unassigned fund balance is applied last.

9. Fund balance policies

Government-wide financial statements

Equity is classified in the government-wide financial statements as net position and is displayed in three components:

Net investment in capital assets - Capital assets including restricted capital assets, net of accumulated depreciation and reduced by the outstanding balance of any bonds, mortgages, notes, or other borrowings that are attributable to the acquisition, construction, or improvement of those assets.

Restricted net position - net position with constraints placed on the use either by 1) external groups such as creditors, grantors, contributors, or laws or regulations of other governments; or 2) law through constitutional provisions or enabling legislation.

Unrestricted net position - All other net position that do not meet the definition of "restricted" or "net investment in capital assets."

Tooele County, Utah
Notes to Financial Statements-Continued
For the Year Ended December 31, 2021

Note 1 - Summary of Significant Accounting Policies - Continued

Fund financial statements

In the fund financial statements, governmental fund equity is classified as fund balance. Fund balance is further classified as Nonspendable, Restricted, Committed, Assigned, or Unassigned. Descriptions of each follow:

Nonspendable fund balance - Amounts that cannot be spent because they are either (a) not in spendable form, or (b) legally or contractually required to be maintained intact.

Restricted fund balance - Amounts restricted by enabling legislation. Also reported if, (a) externally imposed by creditors, grantors, contributors, or laws, regulations, or other governments, or (b) imposed by law through constitutional provisions or enabling legislation.

Committed fund balance - Amounts that can only be used for specific purposes pursuant to constraints imposed by formal action of the government's highest level of decision making authority, the County Commission. The commitment can only be removed through the same action.

Assigned fund balance - Amounts that are constrained by the government's intent to be used for specific purposes, but are neither restricted nor committed. The County Commission has, by resolution, authorized the Auditors' Office to assign fund balance. The commission may also assign fund balance as it does when appropriating fund balance to cover a gap between estimated revenue and appropriations in the subsequent year's appropriated budget. Assigned fund balance also includes all remaining amounts that are report in governmental funds, other than the general fund that are not classified as nonspendable, restricted nor committed, or in the General Fund, that are intended to be used for specific purposes.

Unassigned fund balance - Residual classification of the General Fund. This classification represents fund balance that has not been assigned to other funds and that has not been restricted, committed, or assigned to a specific purpose within the General Fund.

Revenues and expenditures/expenses

1. Program revenues

Amounts reported as program revenues include 1) charges to customers or applicants who purchase, use, or directly benefit from goods, services, or privileges provided by a given function or segment and 2) grants and contributions (including special assessments) that are restricted to meeting the operational or capital requirements of a particular function or segment. All taxes, including those dedicated for specific purposes, and other internally dedicated resources are reported as general revenues rather than as program revenues.

Tooele County, Utah
Notes to Financial Statements-Continued
For the Year Ended December 31, 2021

Note 1 - Summary of Significant Accounting Policies - Continued

2. Property taxes

Property taxes attach as an enforceable lien on real property on January 1st of each year. Taxes are levied on property owners in July and are payable by November 30th. The County bills and collects property taxes for all taxing entities within the County through the Tax Collection Agency Fund. Collections are periodically distributed to the taxing entities with final settlement due March 31st of the subsequent year. The County records a receivable and deferred revenue for delinquent taxes, but no allowance for doubtful accounts is made as uncollected taxes are deemed to be substantially collectible or recoverable through foreclosure.

3. Compensated absences

The government's policy permits employees to accumulate earned but unused vacation and sick benefits, which are eligible for payment upon separation from government service. The liability for such leave is reported as incurred in the government-wide and proprietary fund financial statements. A liability for those amounts is recorded in the governmental funds only if the liability has matured as a result of employee resignations or retirements. The County's policy allows for a maximum of 320 hours to be carried over into the next year that includes vacation and converted sick leave. Sick leave can accumulate a maximum of 320 hours if certain conditions are met. The County pays all unused vacation days upon separation up to the maximum of 320 hours. An employee separating from county service will not be compensated for unused sick leave upon separation.

4. Proprietary funds operating and nonoperating revenues and expenses

Proprietary funds distinguish operating revenues and expenses from nonoperating items. Operating revenues and expenses generally result from providing services and producing and delivering goods in connection with a proprietary fund's principal ongoing operations. The principal operating revenues of the transit fund and internal service funds are charges to customers for sales and services. Operating expenses for enterprise funds and internal service funds include the cost of sales and services, administrative expenses, and depreciation on capital assets. All revenues and expenses not meeting this definition are reported as nonoperating revenues and expenses.

Tooele County, Utah
Notes to Financial Statements-Continued
For the Year Ended December 31, 2021

Note 2 - Reconciliation of Government-wide and Fund Financial Statements

A. Explanation of certain differences between the governmental fund balance sheet and the government-wide statement of net position.

The governmental fund balance sheet includes a reconciliation between total governmental fund balances and net position of governmental activities as reported in the government-wide statement of net position. This difference primarily results from the long-term economic focus of the statement of net position versus the current financial resources focus of the governmental fund balance sheets.

Capital related items:

When capital assets (property, plant, and equipment) that are to be used in governmental activities are purchased or constructed, the cost of those assets are reported as expenditures in governmental funds. However, the statement of net position includes those capital assets among the assets of the County as a whole.

Cost of capital assets	\$ 131,218,174
Accumulated depreciation	<u>(35,292,734)</u>
Total difference	<u><u>\$ 95,925,440</u></u>

Unavailable revenue:

Long-term assets applicable to the County's governmental activities are not available to pay for current expenditures and thus are deferred in governmental funds. The statement of net position includes these as revenue.

Property taxes receivable	\$ 2,515,958
Long-term receivable	6,000,000
State funding	200,000
ARPA funding	<u>6,515,986</u>
	<u><u>\$ 15,231,944</u></u>

Tooele County, Utah
Notes to Financial Statements-Continued
For the Year Ended December 31, 2021

Note 2 - Reconciliation of Government-wide and Fund Financial Statements - Continued

Long-term debt transactions:

Long-term liabilities applicable to the County's governmental activities are not due and payable in the current period and accordingly are not reported as fund liabilities in the fund financials. All liabilities (both current and long-term) are reported in the statement of net position. Balances at December 31, 2021, were:

Bonds payable	\$ (21,449,000)
Capital lease payable	(66,264)
Premium on issuance	(1,421,018)
Interest payable	(74,923)
Compensated absences	(1,344,221)
Deferred inflow pensions	(4,731,777)
Deferred outflow pension	3,797,769
Net pension liability	(1,686,144)
Deferred inflow OPEB	(1,384,451)
Deferred outflow OPEB	389,887
Total OPEB obligation	<u>(2,649,537)</u>
Total difference	<u><u>\$ (30,619,679)</u></u>

B. Explanation of differences between governmental fund operating statements and the statement of activities.

The governmental fund statement of revenues, expenditures, and changes in fund balances includes a reconciliation between net changes in fund balances - total governmental funds and changes in net position of governmental activities as reported in the government-wide statement of activities. The first element of this reconciliation states that capital outlays are reported in the governmental funds as expenditures while the government-wide statement of activities allocates these costs over the useful lives of the assets as depreciation. While shown in the reconciliation as the net difference, the elements of this difference are as follows:

Capital outlay	\$ 2,811,697
Depreciation expense	<u>(2,506,666)</u>
Net difference as reported	<u><u>\$ 305,031</u></u>

Tooele County, Utah
Notes to Financial Statements-Continued
For the Year Ended December 31, 2021

Note 2 - Reconciliation of Government-wide and Fund Financial Statements - Continued

In the statement of activities, only the gain on the sale of capital assets is reported. However, in the governmental funds, the proceeds from the sale increase financial resources. Thus, the change in net position differs from the change in fund balance by the cost of capital assets sold.

Loss on disposal of assets	<u>\$ (442,890)</u>
Net difference reported	<u><u>\$ (442,890)</u></u>

Another element of the reconciliation states that "the issuance of long-term debt (i.e., bonds and leases) provides current financial resources to governmental funds, while the repayment of the principal of long-term debt consumes the current financial resources of governmental funds. Neither transaction, however, has any effect on net position." The details of this difference are as follows:

Principal repayments	\$ 910,044
Accrued interest	<u>3,158</u>
Net difference as reported	<u><u>\$ 913,202</u></u>

Another element of the reconciliation states that "Revenues in the statement of activities that do not provide current financial resources are not reported as revenues in the funds." The details of this difference are as follows:

Delinquent property taxes	\$ 916,977
ARPA/state funding	<u>5,473,443</u>
	<u><u>\$ 6,390,420</u></u>

Another element of the reconciliation states that "Some expenses reported in the statement of activities do not require the use of current financial resources and, therefore, are not reported as expenditures in governmental funds." The details of this difference are as follows:

Amortization of bond premium	\$ 67,668
Amortization of negative net pension obligation	1,680,462
Total OPEB obligation	231,210
Compensated absences	<u>415,226</u>
Net difference reported	<u><u>\$ 2,394,566</u></u>

Tooele County, Utah
Notes to Financial Statements-Continued
For the Year Ended December 31, 2021

Note 2 - Reconciliation of Government-wide and Fund Financial Statements - Continued

Another element of the reconciliation states that "Internal service funds are used by management to charge the costs of service equipment and central stores to individual funds. The net revenue of certain activities of internal service funds is reported with governmental activities." The details of this are as follows:

	Service Equipment	Central Stores
Changes in net position	\$ (459,372)	(34,804)
Net difference reported	\$ (459,372)	(34,804)

Note 3 - Stewardship, Compliance, and Accountability

Budgetary information

Budgets are prepared and adopted, in accordance with State law, by the Tooele County Commission. Annual budgets are adopted on a basis consistent with generally accepted accounting principles for all governmental funds. Budgets must be adopted on or before December 31st for the following fiscal year, beginning January 1. Budgets may be increased by resolution of the Tooele County Commission at any time during the year. A public hearing must be held regarding any proposed increase in a fund's appropriations. Budgets are adopted at departmental levels. Budget amendments are required when excess expenditures occur at the departmental level for the General Fund and at the fund level for all other funds. Appropriations lapse at December 31.

Utah State law states that expenditures being made in excess of those budgeted, is an illegally created debt in violation of the Utah Constitution. As such, the total illegally created deficit should be budgeted to be made up in the following fiscal year. Deficits arising from emergencies are not illegal and may be retired over 5 years.

Tooele County, Utah
Notes to Financial Statements-Continued
For the Year Ended December 31, 2021

Note 3 - Stewardship, Compliance, and Accountability - continued

Utah State law allows for any unassigned fund balance in excess of 5% of the total revenues of the General Fund to be utilized for budget purposes. The law also allows for the accumulation of a fund balance in the General Fund in an amount equal to 65% of the total estimated revenue of the General Fund. In the event that the fund balance, at the end of the fiscal year, is in excess of that allowed, the County has one year to determine an appropriate use and then the excess must be included as an available resource in the General Fund budget. For the year ending December 31, 2021, the County is not over 65% of the total limit of revenue in the General Fund.

Concentration of credit risk

The County received about 6% of its governmental fund revenue from mitigation fees amounting to \$4,140,873.

Note 4 - Detailed Notes on all Funds

Cash & cash equivalents and investments

Cash and cash equivalents are generally considered short-term, highly liquid investments with a maturity of three months or less from the purchase date.

Investments are recorded at fair value in accordance with GASB Statement No. 72, Fair Value Measurement and Application. Accordingly, the change in fair value of investments is recognized as an increase or decrease to investment assets and investment income.

Deposits and investments

Deposits

Custodial credit risk for deposits is the risk that in the event of a bank failure, the local government's deposits may not be returned to it. The local government's policy for managing custodial credit risk is to adhere to the Money Management Act. As of December 31, 2021, \$3,958,776 of the local government's bank balances of \$4,208,776 were uninsured and uncollateralized.

Investments

The State of Utah Money Management Council has the responsibility to advise the State Treasurer about investment policies, promote measures and rules that will assist in strengthening the banking and credit structure of the state, and review the rules adopted under the authority of the State of Utah Money Management Act that relate to the deposit and investment of public funds.

Tooele County, Utah
Notes to Financial Statements-Continued
For the Year Ended December 31, 2021

Note 4 - Detailed Notes on all Funds - Continued

Tooele County follows the requirements of the Utah Money Management Act (*Utah Code*, Title 51, Chapter 7) in handling its depository and investment transactions. The Act requires the depositing of Tooele County funds in a qualified depository. The Act defines a qualified depository as any financial institution whose deposits are insured by an agency of the Federal Government and which has been certified by the State Commissioner of Financial Institutions as meeting the requirements of the Act and adhering to the rules of the Utah Money Management Council.

The Money Management Act defines the types of securities authorized as appropriate investments for Tooele County's funds and the conditions for making investment transactions. Investment transactions may be conducted only through qualified depositories, certified dealers, certified investment advisors, or directly with issuers of the investment securities.

Statutes authorize Tooele County to invest in negotiable or nonnegotiable deposits of qualified depositories and permitted negotiable depositories; repurchase and reverse repurchase agreements; commercial paper that is classified as "first tier" by two nationally recognized statistical rating organizations; bankers' acceptances; obligations of the United States Treasury including bills, notes, and bonds; obligations, other than mortgage derivative products, issued by U.S. government sponsored enterprises (U.S. Agencies) such as the Federal Home Loan Bank System, Federal Home Loan Mortgage Corporation (Freddie Mac), and Federal National Mortgage Association (Fannie Mae); bonds, notes, and other evidence of indebtedness of political subdivisions of the State; fixed rate corporate obligations and variable rate securities rated "A" or higher, or the equivalent of "A" or higher, by two nationally recognized statistical rating organizations; shares or certificates in a money market mutual fund as defined in the Money Management Act; and the Utah State Public Treasurers' Investment Fund.

The Utah State Treasurer's Office operates the Public Treasurers' Investment Fund (PTIF). The PTIF is available for investment of funds administered by any Utah public treasurer and is not registered with the SEC as an investment company. The PTIF is authorized and regulated by the Money Management Act (*Utah Code*, Title 51, Chapter 7). The Act established the Money Management Council which oversees the activities of the State Treasurer and the PTIF and details the types of authorized investments. Deposits in the PTIF are not insured or otherwise guaranteed by the State of Utah, and participants share proportionally in any realized gains or losses on investments.

The PTIF operates and reports to participants on an amortized cost basis. The income, gains, and losses of the PTIF, net of administration fees, are allocated based upon the participant's average daily balance. The fair value of the PTIF investment pool is approximately equal to the value of the pool shares.

Tooele County, Utah
Notes to Financial Statements-Continued
For the Year Ended December 31, 2021

Note 4 - Detailed Notes on all Funds - Continued

Fair Value of Investments - Tooele County measures and records its investments using fair value measurement guidelines established by generally accepted accounting principles. These guidelines recognize a three-tiered fair value hierarchy, as follows:

Level 1: Valuations based on quoted prices in active markets for identical assets or liabilities that the County has the ability to access. Since valuations are based on quoted prices that are readily and regularly available in an active market, valuation of these securities does not entail any significant degree of judgment. Securities classified as Level 1 inputs include U.S. Government securities and certain other U.S. Agency and sovereign government obligations.;

Level 2: Valuations based on quoted prices in markets that are not active or for which all significant inputs are observable, either directly or indirectly. Securities classified as Level 2 include: corporate and municipal bonds, and “brokered” or securitized certificates of deposit; and,

Level 3: Valuations based on inputs that are unobservable and significant to the overall fair value measurement.

Investments by fair value level	Fair Value Measurements Using		
	Level 1	Level 2	Level 3
Debt Securities			
Corporate Bonds	\$ -	2,237,274	-
Agency	1,097,343	-	-
Money Market Mutual Funds	1,010,463	-	-
Utah Public Treasurers'			
Investment Fund	-	104,939,912	-
Total investments measured			
at fair value	\$ 2,107,806	107,177,186	-

Debt and equity securities classified in Level 1 are valued using prices quoted in active markets for those securities.

For securities that generally have market prices from multiple sources, it can be difficult to select the best individual price, and the best source one day may not be the best source on the following day. The solution is to report a “consensus price” or a weighted average price for each security.

Tooele County receives market prices for these securities from a variety of industry standard data providers (e.g., Bloomberg), security master files from large financial institutions, and other third-party sources. Through the help of an investment advisor, Tooele County uses these multiple prices as inputs into a distribution-curve based algorithm to determine the daily market value.

- U.S. Treasuries, U.S. Agencies: quoted prices for identical securities in markets that are active;

Tooele County, Utah
Notes to Financial Statements-Continued
For the Year Ended December 31, 2021

Note 4 - Detailed Notes on all Funds - Continued

Debt securities classified in Level 2 are valued using the following approaches:

- U.S. Treasuries, U.S. Agencies, and Commercial Paper: quoted prices for identical securities in markets that are not active;
- Money Market, Bond, and Equity Mutual Funds: published fair value per share (unit) for each fund;
- Utah Public Treasurers' Investment Fund: application of the December 31, 2021 fair value factor, as calculated by the Utah State Treasurer, to the Entity's average daily balance in the Fund.
- Donated real estate: recent appraisals of the real estate's value.

Interest rate risk is the risk that changes in interest rates will adversely affect the fair value of an investment. The County's policy for managing its exposure to fair value loss arising from increasing interest rates is to comply with the State's Money Management Act. Section 51-7-11 of the Money Management Act requires that the remaining term to maturity of investments may not exceed the period of availability of the funds to be invested. The Act further limits the remaining term to maturity on all investments in commercial paper, bankers' acceptances, fixed rate negotiable deposits, and fixed rate corporate obligations to 270 days - 15 months or less. The Act further limits the remaining term to maturity on all investments in obligations of the United States Treasury; obligations issued by U.S. government sponsored enterprises; and bonds, notes, and other evidence of indebtedness of political subdivisions of the State to 5 years. In addition, variable rate negotiable deposits and variable rate securities may not have a remaining term to final maturity exceeding 3 years.

As of December 31, 2021, the County's investments had the following maturities:

Investment Type	Investment Maturities (in years)		
	Fair Value	Less than 1	1-5
Corporate Bonds	\$ 2,237,274	1,161,747	1,075,527
Agency	1,097,343	211,343	886,000
Money Market Mutual Funds	1,010,463	1,010,463	-
Utah Public Treasurers'			
Investment Fund	104,939,912	104,939,912	-
Total	\$ 109,284,992	107,323,465	1,961,527

Credit risk - Credit risk is the risk that an issuer or other counterparty to an investment will not fulfill its obligations. Tooele County's policy for reducing its exposure to credit risk is to comply with the State's Money Management Act, as previously discussed.

Tooele County, Utah
Notes to Financial Statements-Continued
For the Year Ended December 31, 2021

Note 4 - Detailed Notes on all Funds - Continued

At December 31, 2021, Tooele County's investments had the following quality ratings:

Investment Type	Quality Ratings			
	AAA	AA	A	Unrated
Corporate Bonds	\$ 100,045	100,394	2,036,835	-
Agency	-	-	1,097,343	-
Money Market Mutual Funds	-	-	-	1,010,463
Utah Public Treasurers' Investment Fund	-	-	-	104,939,912
Total	\$ 100,045	100,394	3,134,178	105,950,375

Custodial Credit Risk - Investments - For an investment, custodial credit risk is the risk that, in the event of the failure of the counterparty, Tooele County will not be able to recover the value of its investments or collateral securities that are in the possession of an outside party. Tooele County does have a formal policy for custodial credit risk. All investments other than bank deposits or funds invested in the state treasurers fund are to be held by a third party with securities delivered on a delivery vs. purchase basis. As of December 31, 2021, Tooele County safe kept all investments with custodian counterparty Wells Fargo Bank, NA and all investments which was/were held by the counterparty's trust department or agent are registered in Tooele County's name.

Receivables

Receivables as of year end for the government's general and enterprise funds are as follows:

	Governmental	Business-type	Total
Accounts, net	\$ 3,581,532	749,833	4,331,365
B & C road	629,326	-	629,326
Property taxes	1,404,650	-	1,404,650
Assessments	-	-	-
Intergovernmental	4,290,344	45,016	4,335,360
	\$ 9,905,852	794,849	10,700,701

The business-type accounts receivable includes \$11,356 in allowance for doubtful accounts for solid waste services.

Tooele County, Utah
Notes to Financial Statements-Continued
For the Year Ended December 31, 2021

Note 4 - Detailed Notes on all Funds - Continued

Governmental funds report deferred revenue in connection with receivables for revenues that are not considered to be available to liquidate liabilities of the current period. Governmental funds also defer revenue recognition in connection with resources that have been received, but not yet earned. At the end of the current fiscal year, the various components of deferred revenue and unearned revenue reported in the governmental funds were as follows:

	Unavailable	Unearned
Deferred property taxes	\$ 2,515,958	-
Grant drawdowns prior to meeting all eligibility requirements	6,715,986	-
Total deferred / unearned revenue for governmental funds	\$ 9,231,944	-

Accounts payable and accrued liabilities

Accounts payable and accrued liabilities as of year end for the government's general and enterprise funds are as follows:

	Governmental	Business-type	Total
Vendors	\$ 2,002,595	235,450	2,238,045
Salaries and benefits	1,275,653	183,463	1,459,116
	\$ 3,278,248	418,913	3,697,161

This section intentionally left blank.

Tooele County, Utah
Notes to Financial Statements-Continued
For the Year Ended December 31, 2021

Note 4 - Detailed Notes on all Funds - Continued

Capital assets

Capital asset activity for the year ended December 31, 2021, was as follows:

Primary Government	Beginning			Ending
<i>Governmental activities</i>	Balance	Increases	Decreases	Balance
Capital assets not being depreciated				
Land	\$ 7,570,720	-	-	7,570,720
Infrastructure	48,673,700	-	-	48,673,700
Construction in process	661,579	1,430,611	(462,243)	1,629,947
Total capital assets not being depreciated	<u>56,905,999</u>	<u>1,430,611</u>	<u>(462,243)</u>	<u>57,874,367</u>
Capital assets being depreciated				
Buildings and improvements	56,131,264	30,909	-	56,162,173
Furniture, fixtures, and equipment	15,887,712	1,381,086	(87,164)	17,181,634
Total capital assets being depreciated	<u>72,018,976</u>	<u>1,411,995</u>	<u>(87,164)</u>	<u>73,343,807</u>
Less accumulated depreciation for				
Buildings and improvements	(21,785,390)	(1,245,794)	-	(23,031,184)
Furniture, fixtures, and equipment	(11,076,286)	(1,260,872)	75,608	(12,261,550)
Total accumulated depreciation	<u>(32,861,676)</u>	<u>(2,506,666)</u>	<u>75,608</u>	<u>(35,292,734)</u>
Total capital assets, being depreciated, net	<u>39,157,300</u>	<u>(1,094,671)</u>	<u>(11,556)</u>	<u>38,051,073</u>
Governmental activities capital assets, net	<u>\$ 96,063,299</u>	<u>335,940</u>	<u>(473,799)</u>	<u>95,925,440</u>
<i>Business-type activities</i>				
Capital assets not being depreciated				
Land	\$ 1,759,620	-	-	1,759,620
Construction in process	1,289,548	288,498	(506,324)	1,071,722
Total capital assets not being depreciated	<u>3,049,168</u>	<u>288,498</u>	<u>(506,324)</u>	<u>2,831,342</u>
Capital assets being depreciated				
Buildings and improvements	59,536,567	583,324	-	60,119,891
Furniture, fixtures, and equipment	6,333,325	928,976	(501,226)	6,761,075
Total capital assets being depreciated	<u>65,869,892</u>	<u>1,512,300</u>	<u>(501,226)</u>	<u>66,880,966</u>
Less accumulated depreciation for				
Buildings and improvements	(33,886,645)	(1,950,106)	-	(35,836,751)
Furniture, fixtures, and equipment	(4,376,155)	(388,688)	142,767	(4,622,076)
Total accumulated depreciation	<u>(38,262,800)</u>	<u>(2,338,794)</u>	<u>142,767</u>	<u>(40,458,827)</u>
Total capital assets, being depreciated, net	<u>27,607,092</u>	<u>(826,494)</u>	<u>(358,459)</u>	<u>26,422,139</u>
Business-type activities capital assets, net	<u>\$ 30,656,260</u>	<u>(537,996)</u>	<u>(864,783)</u>	<u>29,253,481</u>

Tooele County, Utah
Notes to Financial Statements-Continued
For the Year Ended December 31, 2021

Note 4 - Detailed Notes on all Funds - Continued

Depreciation expense was charged to functions/programs of the primary government as follows:

Governmental activities	
General government	\$ 632,566
Public safety	986,237
Highways and streets	537,925
Parks and recreation	226,052
Public health	123,886
Total depreciation expense - governmental activities	<u>\$ 2,506,666</u>
Business-type activities	
Solid Waste	\$ 279,987
Deseret Peak	654,944
Airport	1,380,857
Total depreciation expense - business activities	<u>\$ 2,315,788</u>

Interfund transfers

	Transfers out				Total Transfers In
	General	Service Equip Central Stores	Road Maintenance	Non major	
Transfers in					
General fund	\$ -	491,195	-	-	491,195
Human Services	2,864,899	-	-	-	2,864,899
Road Maintenance	-	-	-	170,000	170,000
Capital Projects	17,730,000	-	-	-	17,730,000
Nonmajor	1,069,231	-	-	-	1,069,231
Deseret Peak	-	-	-	225,000	225,000
Total transfers out	<u>\$ 21,664,130</u>	<u>491,195</u>	<u>-</u>	<u>395,000</u>	<u>22,550,325</u>

Tooele County, Utah
Notes to Financial Statements-Continued
For the Year Ended December 31, 2021

Note 4 - Detailed Notes on all Funds - Continued

Lease commitments

Operating leases contain various renewal options, as well as some purchase options. However, due to the nature of the leases, they do not qualify as capital leases and the related assets and liabilities are not recorded. Any escalation clauses, sublease rentals, and contingent rents were considered immaterial to the future minimum lease payments and current rental expenditures. Operating lease payments are recorded as expenditures or expenses when paid or incurred.

Years ending December 31	Future Minimum Lease Commitments - Operating Leases	
	Governmental	Business-type
	2022	\$ 66,264
Total	\$ 66,264	-

Leases, that in substance are purchases, are reported as capital lease obligations. In the government-wide financial statements and proprietary fund financial statements, assets and liabilities resulting from capital leases are recorded at the inception of the lease at either the lower of fair value or the present value of the future minimum lease payments. The principal portion of lease payments reduces the liability, and the interest portion is expensed. On the governmental fund financial statements, both the principal and interest portions of capital lease payments are recorded as expenditures of the applicable governmental function.

This section intentionally left blank.

Tooele County, Utah
Notes to Financial Statements-Continued
For the Year Ended December 31, 2021

Note 4 - Detailed Notes on all Funds - Continued

Capital lease issues at December 31, 2021 consist of the following:

Series	Purpose	Original Amount	Interest Rate Range	Final Maturity Date	Current Outstanding Balance
2018	Finance costs associated with the purchase of road equipment	\$ 233,197	3.90%	2022	48,426
2020	Finance costs associated with the purchase of a vehicle	\$ 53,032	6.15%	2021	17,838
					<u>\$ 66,264</u>
			Governmental activities		\$ 66,264
			Business-type activities		-
					<u>\$ 66,264</u>

Capital asset acquired through capital lease for the year ended December 31, 2021, was as follows:

Primary Government	Beginning			Ending
<i>Governmental activities</i>	Balance	Increases	Decreases	Balance
2013 772G Motor Grader	\$ 233,197	-	-	233,197
2016 310S Loader Backhoe	80,199	-	-	80,199
Less accumulated depreciation	(105,865)	(31,340)	-	(137,205)
Governmental activities capital assets, net	<u>\$ 207,531</u>	<u>(31,340)</u>	<u>-</u>	<u>176,191</u>
<i>Business-type activities:</i>				
2019 Volvo L90H Loader	221,204	(221,204)	-	-
2018 Volvo L90H Loader	216,960	(216,960)	-	-
Less accumulated depreciation	(68,724)	68,724	-	-
Business-type activities capital assets, net	<u>\$ 369,440</u>	<u>(369,440)</u>	<u>-</u>	<u>-</u>

Tooele County, Utah
Notes to Financial Statements-Continued
For the Year Ended December 31, 2021

Note 4 - Detailed Notes on all Funds - Continued

Long-term debt

The following is a summary of transactions affecting long-term liabilities for the year ended December 31, 2021:

	Beginning Balance	Additions	Reductions	Ending Balance	Due Within One Year
<i>Governmental Activities:</i>					
Long-term Debt:					
Sales tax revenue bonds	\$ 757,000	-	(223,000)	534,000	174,000
Lease revenue bonds	21,525,000	-	(610,000)	20,915,000	635,000
Unamortized premium	1,488,686	-	(67,668)	1,421,018	-
Other long-term liabilities:					
Capital leases, direct borrowings	143,308	-	(77,044)	66,264	66,264
Compensated absences	1,759,447	1,807,964	(2,223,190)	1,344,221	672,111
Net pension liability	5,419,851	-	(3,733,707)	1,686,144	-
Total post employment benefit obligation	3,307,112	178,627	(836,202)	2,649,537	-
Total governmental long-term liabilities	<u>34,400,404</u>	<u>1,986,591</u>	<u>(7,770,811)</u>	<u>28,616,184</u>	<u>1,547,375</u>
<i>Business-type activities:</i>					
Long-term Debt:					
Lease revenue bonds	330,129	-	(12,507)	317,622	13,114
Sales tax revenue bonds	569,000	-	(182,000)	387,000	189,000
Other long-term liabilities:					
Capital leases, direct borrowings	198,349	-	(198,349)	-	-
Compensated absences	202,390	69,734	(167,337)	104,787	52,394
Net pension liability	438,353	-	(291,057)	147,296	-
Total post employment benefit obligation	170,911	8,066	(59,328)	119,649	-
Total business-type long-term liabilities	<u>1,909,132</u>	<u>77,800</u>	<u>(910,578)</u>	<u>1,076,354</u>	<u>254,508</u>
Total long-term debt	<u>\$ 36,309,536</u>	<u>2,064,391</u>	<u>(8,681,389)</u>	<u>29,692,538</u>	<u>1,801,882</u>

Tooele County, Utah
Notes to Financial Statements-Continued
For the Year Ended December 31, 2021

Note 4 - Detailed Notes on all Funds - Continued

Long-term debt (continued)

Sales tax revenue issues at December 31, 2021 consist of the following:

Series	Purpose	Original Amount	Interest Rate Range	Final Maturity Date	Current Outstanding Balance
2008	Finance the construction and equipping of the convention facilities at Deseret Peak	2,275,000	4.29%	2023	387,000
2012	Advance refunding bond used to defease other bonds	2,974,000	2.15%	2024	<u>534,000</u>
					<u>\$ 921,000</u>
			Governmental activities		534,000
			Business-type activities		<u>387,000</u>
					<u>\$ 921,000</u>

Lease revenue issues at December 31, 2021 consist of the following:

Series	Purpose	Original Amount	Interest Rate Range	Final Maturity Date	Current Outstanding Balance
1998 B	Finance the construction of the Airport	500,000	4.75%	2038	\$ 317,622
2017	Refunding bonds - finance the construction of the jail	22,105,000	3.25 to 4.00%	2042	<u>20,915,000</u>
					<u>\$ 21,232,622</u>
			Governmental activities		20,915,000
			Business-type activities		<u>317,622</u>
					<u>\$ 21,232,622</u>

Tooele County, Utah
Notes to Financial Statements-Continued
For the Year Ended December 31, 2021

Note 4 - Detailed Notes on all Funds - Continued

Long-term debt (continued)

Debt service requirements of bonds at December 31, 2021 are as follows:

	Governmental Activities					
	Sales tax revenue		Lease revenue		Capital lease	
	Principal	Interest	Principal	Interest	Principal	Interest
Years ending						
December 31						
2022	\$ 174,000	9,598	635,000	827,719	66,264	2,945
2023	178,000	5,818	665,000	795,969	-	1,848
2024	182,000	1,954	700,000	762,719	-	-
2025	-	-	735,000	727,719	-	-
2026	-	-	770,000	690,969	-	-
2027-2031	-	-	4,425,000	2,890,744	-	-
2032-2036	-	-	5,320,000	1,988,044	-	-
2037-2041	-	-	6,265,000	1,040,006	-	-
2042-2043	-	-	1,400,000	56,000	-	-
Total	\$ 534,000	17,370	20,915,000	9,779,888	66,264	4,793

	Business-type Activities					
	Sales tax revenue		Lease revenue		Capital lease	
	Principal	Interest	Principal	Interest	Principal	Interest
Years ending						
December 31						
2022	\$ 189,000	12,548	13,114	14,846	-	-
2023	198,000	4,247	13,753	14,207	-	-
2024	-	-	14,420	13,540	-	-
2025	-	-	15,121	12,839	-	-
2026	-	-	15,856	12,839	-	-
2027-2031	-	-	91,610	48,190	-	-
2032-2036	-	-	116,135	23,665	-	-
2037-2041	-	-	37,613	1,241	-	-
Total	\$ 387,000	16,795	317,622	141,367	-	-

Tooele County, Utah
Notes to Financial Statements-Continued
For the Year Ended December 31, 2021

Note 4 - Detailed Notes on all Funds - Continued

Long-term debt (continued)

Bond Advance Refunding

On November 20, 2012, the County issued \$2,974,000 in sales tax revenue refunding bonds with an interest rate of 2.147%. The County issued the bonds to advance refund \$2,837,000 of the outstanding sales tax revenue bonds with interest rates ranging between 1.55% and 5%. As a result, that portion of the sales tax revenue bonds is considered defeased, and the County has removed the liability from its accounts. There is no outstanding principal balance for the defeased bonds. The advance refunding reduced total debt service payments over the term of the debt by \$246,456. This results in an economic gain (difference between the present values of the debt service payments on the old and new debt) of \$117,625.

The County issued on December 20, 2017 \$21,525,000 Lease Revenue Crossover Refunding Bonds to refund \$23,655,000 of the 2010A MBA Lease Revenue Bonds. While the 2017 Crossover Refund Bond proceeds have been placed escrow, they are still considered outstanding and the County remains responsible for continuing to pay debt service on both the 2017 Crossover Refunding Bonds and the 2010A MBA Lease Revenue Bonds until the crossover date of December 15, 2020, at which time the refunded 2010A issues is considered defeased. The advance refunding will reduce total debt service payments over the term of the debt by \$3,398,134. This results in an economic gain (difference between the present values of the debt service payments on the old and new debt) of \$2,170,106.

The County's outstanding revenue bonds of \$22,153,622 and direct borrowings of \$66,264 are secured with their respective revenues and/or property and equipment as collateral.

This section intentionally left blank.

Tooele County, Utah
Notes to Financial Statements-Continued
For the Year Ended December 31, 2021

Note 5 - Other Information

General Information about the Pension Plan

Plan Description: Eligible plan participants are provided with pensions through the Utah Retirement Systems. The Utah Retirement Systems are comprised of the following pension trust funds:

- Public Employees Noncontributory Retirement System (Noncontributory System); is a multiple employer, cost sharing, public employee retirement system.
- The Public Safety Retirement System (Public Safety System) is a cost-sharing, multiple-employer public employee retirement system;
- Tier 2 Public Employees Contributory Retirement System (Tier 2 Public Employees System); is a multiple employer, cost sharing, public employee retirement systems;
- Tier 2 Public Safety and Firefighter Contributory Retirement System (Tier 2 Public Safety and Firefighters System); is a multiple employer, cost sharing, public employee retirement systems;

The Tier 2 Public Employees System became effective July 1, 2011. All eligible employees beginning on or after July 1, 2011, who have no previous service credit with any of the Utah Retirement Systems, are members of the Tier 2 Retirement System.

The Utah Retirement Systems (Systems) are established and governed by the respective sections of Title 49 of the Utah Code Annotated 1953, as amended. The Systems' defined benefit plans are amended statutorily by the State Legislature. The Utah State Retirement Office Act in Title 49 provides for the administration of the Systems under the direction of the Utah State Retirement Board, whose members are appointed by the Governor. The Systems are fiduciary funds defined as pension (and other employee benefit) trust funds. URS is a component unit of the State of Utah. Title 49 of the Utah Code grants the authority to establish and amend the benefit terms. URS issues a publicly available financial report that can be obtained by writing Utah Retirement Systems, 560 E. 200 S, Salt Lake City, Utah 84102 or visiting the website: www.urs.org/general/publications.

Tooele County, Utah
Notes to Financial Statements-Continued
For the Year Ended December 31, 2021

Note 5 - Other Information - continued

Summary of Benefits by System

Benefits Provided: URS provides retirement, disability, and death benefits.

Retirement benefits are as follows:

System	Final Average Salary	Years of Service required and/or age eligible for benefit	Benefit percent per year of service	COLA**
Non-contributory	Highest 3 years	30 years any age 25 years any age* 20 years any age 60* 10 years age 62* 4 years age 65	2.0% per year all years	Up to 4%
Public Safety	Highest 3 years	20 years any age 10 years age 60 4 years age 65	2.5% per year up to 20 years; 2.0% per year over 20 years	Up to 2.5% to 4% depending on the employer
Tier 2 Public Employees	Highest 5 years	35 years any age 20 years age 60* 10 years age 62* 4 years age 65	1.5% per year all years	Up to 2.5%
Tier 2 Public Safety and Firefighter	Highest 5 years	25 years any age 20 years age 60* 10 years age 62* 4 years age 65	1.5% per year to June 30, 2020 2.00% per year July 1, 2020 to present	Up to 2.5%

* with actuarial reductions

** All post-retirement cost-of-living adjustments are non-compounding and are based on the original benefit except for Judges, which is a compounding benefit. The cost-of-living adjustments are also limited to the actual Consumer Price Index (CPI) increase for the year, although unused CPI increases not met may be carried forward to subsequent years.

Tooele County, Utah
Notes to Financial Statements-Continued
For the Year Ended December 31, 2021

Note 5 - Other Information - continued

Contribution Rate Summary

As a condition of participation in the Systems, employers and/or employees are required to contribute certain percentages of salary and wages as authorized by statute and specified by the Utah State Retirement Board. Contributions are actuarially determined as an amount that, when combined with employee contributions (where applicable) is expected to finance the costs of benefits earned by employees during the year, with an additional amount to finance any unfunded actuarial accrued liability. Contribution rates as of December 31, 2021 are as follows:

	Employee	Employer	Employer 401(k)
Contributory System			
11 - Local Governmental Division Tier 1	6.000%	14.460%	N/A
111 - Local Governmental Division Tier 2	N/A	16.070%	0.620%
Noncontributory System			
15 - Local Governmental Division Tier 1	N/A	18.470%	N/A
Public Safety Retirement System			
Contributory			
122 - Tier 2 DB Hybrid Public Safety	2.270%	25.830%	N/A
Noncontributory			
43 - Other Division A with 2.5% COLA	N/A	34.040%	N/A
Tier 2 DC Only			
211 - Local Government	N/A	6.690%	10.000%
222 - Public Safety	N/A	11.830%	14.000%

***Tier 2 rates include a statutory required contribution to finance the unfunded actuarial accrued liability of the Tier 1 plans.

For the fiscal year ended December 31, 2021, the employer and employee contributions to the Systems were as follows:

<u>System</u>	<u>Employer Contributions</u>	<u>Employee Contributions</u>
Noncontributory System	\$ 1,157,012	N/A
Public Safety System	659,091	-
Tier 2 Public Employees System	780,634	-
Tier 2 Public Safety and Firefighter System	376,684	33,123
Tier 2 DC Only System	81,357	N/A
Tier 2 DC Public Safety and Firefighter System	26,199	N/A
Total Contributions	<u>\$ 3,080,977</u>	<u>33,123</u>

Tooele County, Utah
Notes to Financial Statements-Continued
For the Year Ended December 31, 2021

Note 5 - Other Information - continued

Contributions reported are the URS Board approved required contributions by System. Contributions in the Tier 2 Systems are used to finance the unfunded liabilities in the Tier 1 Systems.

Combined Pension Assets, Liabilities, Expenses, and Deferred Outflows and Inflows of Resources Related to Pensions

At December 31, 2021, we reported a net pension asset of \$0 and a net pension liability of \$1,833,439.

	(Measurement Date): December 31, 2020		
	Net Pension Asset	Net Pension Liability	Proportionate Share
Noncontributory System	\$ -	429,101	0.8365469%
Contributory System	-	-	0.0000000%
Public Safety System	-	1,321,288	1.5914508%
Tier 2 Public Employees System	-	36,978	0.2570980%
Tier 2 Public Safety and Firefighters System	-	46,072	0.5136592%
Total Net Pension Asset / Liability	-	1,833,439	
		Share December 31, 2019	Change (Decrease)
Noncontributory System		0.827255900%	0.009291%
Contributory System		0.128421000%	-0.128421%
Public Safety System		1.634037700%	-0.042587%
Tier 2 Public Employees System		0.267068900%	-0.009971%
Tier 2 Public Safety and Firefighters System		0.513068400%	0.000591%

The net pension asset and liability was measured as of December 31, 2020, and the total pension liability used to calculate the net pension asset and liability was determined by an actuarial valuation as of January 1, 2020 and rolled-forward using generally accepted actuarial procedures. The proportion of the net pension asset and liability is equal to the ratio of the employer's actual contributions to the Systems during the plan year over the total of all employer contributions to the System during the plan year.

For the year ended December 31, 2021 we recognized pension expense of \$1,262,773.

Tooele County, Utah
Notes to Financial Statements-Continued
For the Year Ended December 31, 2021

Note 5 - Other Information - continued

At December 31, 2021, we reported deferred outflows of resources and deferred inflows of resources related to pensions from the following sources:

	Deferred Outflows of Resources	Deferred Inflows of Resources
Differences between expected and actual experience	\$ 876,727	18,225
Changes in assumptions	57,480	99,989
Net difference between projected and actual earnings on pension plan investments	-	4,978,236
Changes in proportion and differences between contributions and proportionate share of contributions	107,576	75,833
Contributions subsequent to the measurement date	3,080,976	-
Total	\$ 4,122,759	5,172,283

\$3,080,976 reported as deferred outflows of resources related to pensions results from contributions made by us prior to our fiscal year end, but subsequent to the measurement date of December 31, 2020.

These contributions will be recognized as a reduction of the net pension liability in the upcoming fiscal year. Other amounts reported as deferred outflows of resources and deferred inflows of resources related to pensions will be recognized in pension expense as follows:

Year Ended December 31,	Deferred Outflows (inflows) of Resources
2021	\$ (1,129,175)
2022	\$ (552,245)
2023	\$ (1,733,803)
2024	\$ (812,794)
2025	\$ 14,792
Thereafter	\$ 82,726

Tooele County, Utah
Notes to Financial Statements-Continued
For the Year Ended December 31, 2021

Note 5 - Other Information - continued

Noncontributory System Pension Expense, and Deferred Outflows and Inflows of Resources

For the year ended December 31, 2021, we recognized pension expense of \$428,352

At December 31, 2021, we reported deferred outflows of resources and deferred inflows of resources relating to pensions from the following

	Deferred Outflows of Resources	Deferred Inflows of Resources
Differences between expected and actual experience	\$ 575,669	-
Changes in assumptions	-	56,129
Net difference between projected and actual earnings on	-	3,133,318
Changes in proportion and differences between contributions and proportionate share of contributions	29,723	19,472
Contributions subsequent to the measurement date	1,157,012	-
Total	<u>\$ 1,762,404</u>	<u>3,208,919</u>

\$1,157,012 reported as deferred outflows of resources related to pensions results from contributions made by us prior to our fiscal year end, but subsequent to the measurement date of December 31, 2020.

These contributions will be recognized as a reduction of the net pension liability in the upcoming fiscal year. Other amounts reported as deferred outflows of resources and deferred inflows of resources related to pensions will be recognized in pension expense as follows:

<u>Year Ended December 31,</u>	<u>Deferred Outflows (inflows) of Resources</u>
2021	\$ (692,126)
2022	\$ (305,466)
2023	\$ (1,086,473)
2024	\$ (519,462)
2025	\$ -
Thereafter	\$ -

Tooele County, Utah
Notes to Financial Statements-Continued
For the Year Ended December 31, 2021

Note 5 - Other Information - continued

Contributory System Pension Expense, and Deferred Outflows and Inflows of Resources

For the year ended December 31, 2021, we recognized pension expense of (\$ 29,426).

At December 31, 2021, we reported deferred outflows and deferred inflows of resources relating to pensions from the following

	Deferred Outflows of Resources	Deferred Inflows of Resources
Differences between expected and actual experience	\$ -	-
Changes in assumptions	-	-
Net difference between projected and actual earnings on	-	-
Changes in proportion and differences between contributions	-	-
and proportionate share of contributions	-	-
Contributions subsequent to the measurement	-	-
date	-	-
Total	\$ -	-

\$0 reported as deferred outflows of resources related to pensions results from contributions made by us prior to our fiscal year end, but subsequent to the measurement date of December 31, 2020.

These contributions will be recognized as a reduction of the net pension liability in the upcoming fiscal year. Other amounts reported as deferred outflows of resources and deferred inflows of resources related to pensions will be recognized in pension expense as follows:

Year Ended December 31,	Deferred Outflows (inflows) of Resources	
2021	\$	-
2022	\$	-
2023	\$	-
2024	\$	-
2025	\$	-
Thereafter	\$	-

Tooele County, Utah
Notes to Financial Statements-Continued
For the Year Ended December 31, 2021

Note 5 - Other Information - continued

Public Safety System Pension Expense, and Deferred Outflows and Inflows of Resources

For the year ended December 31, 2021, we recognized pension expense of \$361,930.

At December 31, 2021, we reported deferred outflows and deferred inflows of resources relating to pensions from the following

	Deferred Outflows of Resources	Deferred Inflows of Resources
Differences between expected and actual experience	\$ 243,196	1,278
Changes in assumptions	-	37,579
Net difference between projected and actual earnings on	-	1,707,387
Changes in proportion and differences between contributions and proportionate share of contributions	14,836	53,825
Contributions subsequent to the measurement date	659,091	-
Total	\$ 917,123	1,800,069

\$659,091 reported as deferred outflows of resources related to pensions results from contributions made by us prior to our fiscal year end, but subsequent to the measurement date of December 31, 2020.

These contributions will be recognized as a reduction of the net pension liability in the upcoming fiscal year. Other amounts reported as deferred outflows of resources and deferred inflows of resources related to pensions will be recognized in pension expense as follows:

<u>Year Ended December 31,</u>	<u>Deferred Outflows (inflows) of Resources</u>	
2021	\$	(412,658)
2022	\$	(231,813)
2023	\$	(614,552)
2024	\$	(283,014)
2025	\$	-
Thereafter	\$	-

Tooele County, Utah
Notes to Financial Statements-Continued
For the Year Ended December 31, 2021

Note 5 - Other Information - continued

Tier 2 Public Employees System Pension Expense, and Deferred Outflows and Inflows of Resources

For the year ended December 31, 2021, we recognized pension expense of \$361,719.

At December 31, 2021, we reported deferred outflows and deferred inflows of resources relating to pensions from the following:

	Deferred Outflows of Resources	Deferred Inflows of Resources
Differences between expected and actual experience	\$ 34,039	16,932
Changes in assumptions	46,773	1,345
Net difference between projected and actual earnings on	-	108,087
Changes in proportion and differences between contributions and proportionate share of contributions	53,110	-
Contributions subsequent to the measurement date	861,991	-
Total	\$ 995,913	126,364

\$861,991 reported as deferred outflows of resources related to pensions results from contributions made by us prior to our fiscal year end, but subsequent to the measurement date of December 31, 2020.

These contributions will be recognized as a reduction of the net pension liability in the upcoming fiscal year. Other amounts reported as deferred outflows of resources and deferred inflows of resources related to pensions will be recognized in pension expense as follows:

<u>Year Ended December 31,</u>	<u>Deferred Outflows (inflows) of Resources</u>
2021	\$ (18,760)
2022	\$ (11,166)
2023	\$ (25,412)
2024	\$ (7,629)
2025	\$ 12,302
Thereafter	\$ 58,223

Tooele County, Utah
Notes to Financial Statements-Continued
For the Year Ended December 31, 2021

Note 5 - Other Information - continued

Tier 2 Public Safety and Firefighter Pension Expense, and Deferred Outflows and Inflows of Resources

For the year ended December 31, 2021, we recognized pension expense of \$140,199.

At December 31, 2021, we reported deferred outflows and deferred inflows of resources relating to pensions from the following:

	Deferred Outflows of Resources	Deferred Inflows of Resources
Differences between expected and actual experience	\$ 23,823	15
Changes in assumptions	10,707	4,936
Net difference between projected and actual earnings on	-	29,444
Changes in proportion and differences between contributions and proportionate share of contributions	9,907	2,536
Contributions subsequent to the measurement date	402,883	-
Total	<u>\$ 447,320</u>	<u>36,931</u>

\$402,883 reported as deferred outflows of resources related to pensions results from contributions made by us prior to our fiscal year end, but subsequent to the measurement date of December 31, 2020.

These contributions will be recognized as a reduction of the net pension liability in the upcoming fiscal year. Other amounts reported as deferred outflows of resources and deferred inflows of resources related to pensions will be recognized in pension expense as follows:

<u>Year Ended December 31,</u>	<u>Deferred Outflows (inflows) of Resources</u>	
2021	\$	(5,630)
2022	\$	(3,800)
2023	\$	(7,366)
2024	\$	(2,689)
2025	\$	2,490
Thereafter	\$	24,503

Tooele County, Utah
Notes to Financial Statements-Continued
For the Year Ended December 31, 2021

Note 5 - Other Information - continued

Actuarial assumptions: The total pension liability in the December 31, 2020, actuarial valuation was determined using the following actuarial assumptions, applied to all periods included in the measurement:

Inflation	2.50%
Salary Increases	3.25 - 9.75%, average, including inflation
Investment rate of return	6.95%, net of pension plan investment expense, including inflation

Mortality rates were adopted from an actuarial experience study dated January 1, 2020. The retired mortality tables are developed using URS retiree experience and are based upon gender, occupation, and age as appropriate with projected improvement using 80% of the ultimate rates from the MP-2019 improvement assumption using base year of 2020. The mortality assumption for active members is the PUB-2010 Employees Mortality Table for public employees, teachers, and public safety members,

The actuarial assumptions used in the January 1, 2020, valuation were based on the results of an actuarial experience study for the five year period ending December 31, 2019.

The long-term expected rate of return on pension plan investments was determined using a building-block method in which best estimate ranges of expected future real rates of return (expected returns, net of pension plan investment expense and inflation) are developed for each major asset class and applied consistently to each defined benefit pension plan. These ranges are combined to produce the long-term expected rate of return by weighting the expected future real rates of return by the target asset allocation percentage and by adding expected inflation. The target allocation and best estimates of arithmetic real rates of return for each major asset class are summarized in the following table:

Asset Class	Expected Return Arithmetic Basis		
	Allocation	Arithmetic	of Return
Equity Securities	37.00%	6.30%	2.33%
Debt Securities	20.00%	0.00%	0.00%
Real Assets	15.00%	6.19%	0.93%
Private equity	12.00%	9.50%	1.14%
Absolute Return	16.00%	2.75%	0.44%
Cash and cash equivalent	0.00%	0.00%	0.00%
Totals	100.00%		4.84%
Inflation			2.50%
Expected arithmetic nominal return			7.34%

The 6.95% assumed investment rate of return is comprised of an inflation rate of 2.50%, and a real return of 4.45% that is net of investment expense.

Tooele County, Utah
Notes to Financial Statements-Continued
For the Year Ended December 31, 2021

Note 5 - Other Information - continued

Discount Rate: The discount rate used to measure the total pension liability was 6.95 percent. The projection of cash flows used to determine the discount rate assumed that employee contributions will be made at the current contribution rate and that contributions from all participating employers will be made at contractually required rates that are actuarially determined and certified by the URS Board. Based on those assumptions, the pension plan's fiduciary net position was projected to be available to make all projected future benefit payments of current active and inactive employees. Therefore, the long-term expected rate of return on pension plan investments was applied to all periods of projected benefit payments to determine the total pension liability. The discount rate does not use the Municipal Bond Index Rate. The discount rate remained unchanged at 6.95 percent.

Sensitivity of the proportionate share of the net pension asset and liability to changes in the discount rate: The following presents the proportionate share of the net pension liability calculated using the discount rate of 6.95 percent, as well as what the proportionate share of the net pension liability (asset) would be if it were calculated using a discount rate that is 1-percentage-point lower (5.95 percent) or 1-percentage-point higher (7.95 percent) than the current rate:

System	1% Decrease (5.95%)	Discount Rate (6.95%)	1% Increase (7.95%)
Noncontributory System	\$ 7,439,333	429,101	(5,414,982)
Public Safety System	5,578,280	1,321,288	(2,135,381)
Tier 2 Public Employees System	622,227	36,978	(410,722)
Tier 2 Public Safety and Firefighter	217,216	46,072	(90,426)
Total	\$ 13,857,056	1,833,439	(8,051,511)

***Pension plan fiduciary net position: Detailed information about the pension plan's fiduciary net position is available in the separately issued URS financial report.

Defined Contribution Savings Plans

The Defined Contribution Savings Plans are administered by the Utah Retirement Systems Board and are generally supplemental plans to the basic retirement benefits of the Retirement Systems, but may also be used as a primary retirement plan. These plans are voluntary tax-advantaged retirement savings programs authorized under sections 401(k), 457(b) and 408 of the Internal Revenue code. Detailed information regarding plan provisions is available in the separately issued URS financial report.

Tooele County, Utah
Notes to Financial Statements-Continued
For the Year Ended December 31, 2021

Note 5 - Other Information - continued

Tooele County participates in the following Defined Contribution Savings Plans with Utah Retirement Systems:

- 401(k) Plan
- Plan
- Roth IRA Plan
- Traditional IRA Plan

Employee and employer contributions to the Utah Retirement Defined Contribution Savings Plans for

	2021	2020	2019
401(k) Plan			
Employer Contributions	\$ 562,148	\$ 541,145	\$ 543,393
Employee Contributions	\$ 619,704	\$ 576,188	\$ 543,581
457 Plan			
Employer Contributions	\$ -	\$ -	\$ -
Employee Contributions	\$ 25,215	\$ 24,198	\$ 28,428
Roth IRA Plan			
Employer Contributions	N/A	N/A	N/A
Employee Contributions	\$ 36,632	\$ 31,423	\$ 38,956
Traditional IRA Plan			
Employer Contributions	N/A	N/A	N/A
Employee Contributions	\$ 1,042	\$ 703	\$ 520

This section intentionally left blank.

Note 5 - Other Information - Continued

Other Post-employment Benefits

For employees who retired prior to July 1, 2013

The County will allow retirees a premium credit to continue enrollment in the insurance program, at one year for every five years of full-time employment with the County as of July 1, 2013.

Employees who retire prior to January 1, 2010 will receive a premium credit to continue enrollment in the insurance program for the retirees and their dependents. Employees retiring on/ after January 1, 2010 and prior to July 1, 2013 will receive paid up service premium credit for the retirees only.

Retirees and their dependents who retired prior to July 1, 2013 and have exhausted their years of service premium credit may continue enrollment under the group policy until they are Medicare eligible by paying 50% of the full cost of the coverage elected. Upon reaching Medicare eligible age, retirees and their dependents who have previously been covered under the group policy are eligible to participate in the County's Medicare Supplement coverage by paying 50% of the total premium for the supplemental coverage if they have used all of their premium credits.

For employees retiring on/ after July 1, 2013

Employees who retired on or after July 1, 2013 are eligible for a premium credit waiver benefit upon retirement if they had ten years of service with the County as of July 1, 2013 and qualify for service retirement under URS. The premium credit waiver will be equal to \$2,500 per credit, defined as follows:

- Two credits will be awarded for the first ten years of service with the County prior to July 1, 2013.
- One fifth of a credit will be awarded for every full year in excess of ten years before July 1, 2013.
- Service beyond July 1, 2013 will not accrue toward the premium credit waiver.

Employees will be paid the entire premium waiver credit benefit upon retirement.

For employees retiring on / after August 31, 2015

Retirees are allowed to participate in the insurance program for a maximum of five years or until Medicare eligible, and the County will allow a premium credit at one year for every five years of full-time employment with the County as of July 1, 2013. Each premium credit can be used toward single coverage. Dependents may be enrolled in the plan but must pay 100% of the cost. Retirees and their dependents who have exhausted their years of service premium credit may continue enrollment under the group policy by paying 100% of the full cost of coverage elected. If retirees decide to continue participate in the group insurance program, they must forfeit to convert the premium credit to cash, which is \$2,500 per credit.

Tooele County, Utah
Notes to Financial Statements-Continued
For the Year Ended December 31, 2021

Note 5 - Other Information - Continued

Other Post-employment Benefits - Continued

Dental

Retirees are eligible for a 50% dental subsidy until the earlier of five years and Medicare eligibility.

Actuarial Assumptions

Measurement Date: For fiscal year ending December 31, 2021, a December 31, 2021 measurement date was used.

Actuarial Valuation Date: December 31, 2021 with no adjustments to get to the December 31, 2021 measurement date. Liabilities as of January 1, 2021 are based on an actuarial valuation date of January 1, 2020 projected to January 1, 2021 on a "no loss / no gain" basis.

Discount Rate: 2.25% as of December 31, 2021 and 2.12% as of January 1, 2021 for accounting disclosure purposes. Refer to the Discussion of Discount Rates section for more information on selection of the discount rate.

Payroll Growth: Varies by group. Rates are from the URS valuation for the year ending January 1, 2021. The URS tables include a 3.25% salary inflation rate (2.50% general inflation and 0.75% real wage growth) in addition to the service-based merit table shown below.

	Service	Public Safety	General
0	4.00%	5.50%	
5	2.50%	2.00%	
10	1.75%	1.00%	
15	1.00%	0.75%	
20	0.75%	0.25%	
25+	0.00%	0.00%	

Inflation Rate: 2.5% per year

Tooele County, Utah
Notes to Financial Statements-Continued
For the Year Ended December 31, 2021

Note 5 - Other Information - Continued

Cost Method: Allocation of actuarial Present Value of Future Benefits for services prior and after the Measurement Date was determined using Entry Age Normal Level % of Salary method where:

- Service Cost for each individual participant, payable from date of employment to date of retirement, insufficient to pay for the participant's benefit at retirement, and
- Annual Service Cost is a constant percentage of the participant's salary that is assumed to increase according to the Payroll Growth.

Pre 65:		Post 65:	
FYE	Medical/Rx	FYE	Medical/Rx
2022	7.50%	2022	6.50%
2023	7.00%	2023	6.25%
2024	6.50%	2024	6.00%
2025	6.00%	2025	5.75%
2026	5.50%	2026	5.50%
2027	5.00%	2027	5.25%
2028+	4.50%	2028	5.00%
		2029	4.75%
		2030+	4.50%

Retiree Contributions: Retiree contributions (before any premium credits) are assumed to increase according to health care trend rates.

The County currently pays for postemployment benefits on a "pay-as-you-go" basis. Although the County is studying the establishment of a trust that would be used to cumulate and invest assets necessary to pay for the accumulated liability, these financial statements assume that "pay-as-you-go" funding will continue.

Tooele County, Utah
Notes to Financial Statements-Continued
For the Year Ended December 31, 2021

Note 5 - Other Information - Continued

Other Post-employment Benefits - Continued

The County's annual other postemployment benefit (OPEB) costs (expense) is calculated based on the employer's annual required contribution (ARC), an amount actuarially determined in accordance with the parameters of GASB Statement No. 75. The ARC represents a level of funding that, if paid on an ongoing basis, is projected to cover normal costs each year and amortize any unfunded actuarial liabilities over a period not to exceed thirty years. For the year December 31, 2021, the County's annual OPEB cost (expense) is \$(67,335). The following table shows the components of the County's net annual OPEB cost for the year, the amount actually contributed to the plan, and changes in the County's total OPEB obligation.

Total OPEB Liability	
Total OPEB Liability - beginning of year	\$ 3,478,023
Service cost	108,893
Interest	73,938
Change of benefit terms	-
Changes in assumptions	3,862
Differences between expected and actual experience	(695,942)
Benefit payments	(199,588)
Total OPEB liability - end of year	<u>\$ 2,769,186</u>
Plan fiduciary net position	
Plan fiduciary net position - beginning of year	\$ -
Contributions - employer	199,588
Contributions - retired members	-
Net investment income	-
Benefit payments	(199,588)
Trust administrative expenses	-
Plan fiduciary net position	<u>\$ -</u>
Total OPEB liability - end of year	<u>\$ 2,769,186</u>

Tooele County, Utah
Notes to Financial Statements-Continued
For the Year Ended December 31, 2021

Note 5 - Other Information - Continued

Other Post-employment Benefits - Continued

Plan fiduciary net position as % of total OPEB liability	0.00%
Covered employee payroll	\$ 16,730,757
Net OPEB liability as % of covered payroll	16.6%
OPEB Expense	
Discount Rate	
Beginning of year	2.12%
End of year	2.25%
Service cost	\$ 108,893
Interest	73,938
Change of benefit terms	-
Projected earnings on OPEB plan investments	-
OPEB plan administrative expenses	-
Current period recognition of deferred outflows/ (inflows) of resources	
Differences between expected and actual experience	
	(321,770)
Changes in assumptions	71,604
Net difference between projected and actual	<u>-</u>
Total current period recognition	<u>(250,166)</u>
Total OPEB expense	<u><u>\$ (67,335)</u></u>

Tooele County, Utah
Notes to Financial Statements-Continued
For the Year Ended December 31, 2021

Note 5 - Other Information - Continued

Other Post-employment Benefits - Continued

Deferred outflows/ (inflows) of resources

Deferred outflows/ (inflows) of resources represents the following items that have not been recognized in

- Differences between expected and actual experience of the OPEB plan
- Changes of assumptions
- Differences between projected and actual earnings in OPEB plan investments (for funded plans only)

The initial amortization period for the first two items noted above is based on the average future service to retirement while the difference between the projected and actual earnings in OPEB plan investment is amortized over five years. All balances are amortized linearly on a principal only basis and new bases will be created annually for each of the items above.

December 31, 2021	Initial Balance	Initial Amortization Period	Annual Recognition	Unamortized balance as of December 31, 2021
Differences between expected and actual experience for FYE	\$ (695,942)	7	\$ (99,420)	\$ (596,522)
Changes in assumptions for FYE	\$ 3,862	7	\$ 552	\$ 3,310
Net difference between projected	\$ -	n/a	\$ -	\$ -
As of fiscal year ending December 31, 2021				
			Deferred Outflows	Deferred Inflows
Differences between expected and actual experience			\$ -	(1,359,080)
Changes in assumptions			407,494	(87,891)
Net difference between projected and actual earnings in OPEB plan investments			n/a	n/a
Total			\$ 407,494	(1,446,971)

Tooele County, Utah
Notes to Financial Statements-Continued
For the Year Ended December 31, 2021

Note 5 - Other Information - Continued

Other Post-employment Benefits - Continued

Annual Amortization of Deferred Outflows/ (Inflows)

The balances of December 31, 2021 of the deferred outflows/ (inflows) of resources will be recognized in OPEB expense in the future fiscal years as noted below.

2022	\$	(250,166)
2023		(250,162)
2024		(197,604)
2025		(148,557)
2026		(94,116)
Thereafter		(98,872)
		\$(1,039,477)

Sensitivity Results

The following presents the total OPEB liability as of December 31, 2021, calculated using the discount rate assumed and what it would be using at 1% higher and 1% lower discount rate.

- The current discount rate is 2.25%.
- The 1% decrease in discount rate would be 1.25%.
- The 1% increase in discount rate would be 3.25%.

As of December 31, 2021

decrease	\$	3,006,148
Discount	\$	2,769,186
1% increase	\$	2,559,968

The following presents the Net OPEB liability as of December 31, 2021, using the health care trend rates assumed and what it would be using 1% higher and 1% lower health care trend rates.

- The current health care trend rate starts at an initial rate of 7.50%, decreasing to an ultimate rate of 4.50%.
- The 1% decrease in health care trend rates would assume an initial rate of 6.50%, decreasing to an ultimate rate of 3.50%.
- The 1% increase in health care trend rates would assume an initial rate of 8.50%, increasing to an ultimate rate of 5.50%.

As of December 31, 2021

decrease	\$	2,552,224
Discount	\$	2,769,186
1% increase	\$	3,022,404

Tooele County, Utah
Notes to Financial Statements-Continued
For the Year Ended December 31, 2021

Note 5 - Other Information - Continued

Actuarial valuations of an ongoing plan involve estimates of the value of reported amounts and assumptions about the probability of an occurrence of events far into the future. Examples include assumptions about future employment, mortality, and the healthcare cost trend. Amounts determined regarding the funded status of the plan and the annual required contributions of the employer are subject to continual revision as actual results are compared with past expectations and new estimates are made about the future. The schedule of fund progress, shown as required supplementary information following the notes to the financial statements, present the results of OPEB valuations as of December 31, 2021 and looking forward, the schedule provides multiyear trend information about whether the actuarial values of plan assets are increasing or decreasing over time relative to the actuarial accrued liabilities for benefits.

Projections of benefits for financial reporting purposes are based on the substantive plan (the plan as understood by the employer and the plan members) and include the types of benefits provided at the time of each valuation and the historical pattern of sharing of benefit costs among the plan members to that point. The actuarial methods and assumptions used include techniques that are designed to reduce short-term volatility in actuarial accrued liabilities and the actuarial value of assets, consistent with the long-term perspective of the calculations.

Risk management

The County is exposed to various risks of loss related to torts; theft of, damage to, and destruction of assets; errors and omissions; and natural disasters. These risks are covered by commercial insurance purchased from independent third parties. The County is a member of the Utah Local Governments Trust (ULGT), a public entity risk pool currently operating as a common risk management and insurance program for Utah State Governments. The County pays an annual premium to ULGT for its general insurance coverage. Settled claims from these risks have not exceeded commercial insurance coverage for the past three years, except as noted in the special item below.

Landfill closure and post closure care costs

State and federal laws and regulations require the County to place a final cover on its landfill sites when it stops accepting waste and to perform certain maintenance and monitoring functions at the sites for thirty years after closure. Although closure and post closure care costs will be paid only near or after the date that the landfill stops accepting waste, the County reports a portion of these closure and post closure care costs as an operating expense in each period based on landfill capacity used as of each balance sheet date.

Tooele County, Utah
Notes to Financial Statements-Continued
For the Year Ended December 31, 2021

Note 5 - Other Information - Continued

Landfill closure and post closure care costs - continued

Tooele County owns and maintains three landfill sites located in the Tooele, Utah area. State and federal laws and regulations require the County to place a final cover on its Ibapah, Bauer, and Wendover landfill sites when they stop accepting construction waste and perform certain maintenance and monitoring action at the sites for thirty years after closure. Although closure and post closure care costs will be paid only near or after the date the landfills stop accepting waste, the County reported a liability at December 31, 2021 of \$818,279, which represents the cumulative amount reported to date based on the use percent of the estimated capacity of the landfills. The County will recognize the remaining estimated cost of closure and post closure care of the \$145,513 as the remaining estimated capacity is filled. The amounts are based on what it would cost to perform all post closure care in 2041. The County expects to close the landfills in 2041. Actual cost may be higher due to inflation, changes in technology, or changes in regulations. At December 31, 2021 the County has \$460,685 of investments which are held for these purposes. These are reported as restricted assets on the solid waste proprietary fund statement of net position.

Commitments and Contingencies

The County is a defendant in various lawsuits. For certain of these cases, where it is probable that a claim will be paid, the County has determined that such claims would be covered under the County's insurance policy. Although the outcome of these lawsuits is not presently determinable, in the opinion of the County Attorney's Office, the resolution of these matters will not have a materially adverse effect on the financial condition of the County.

Amounts received or receivable from grantor agencies are subject to audit and adjustment by grantor agencies, principally the federal government. Any disallowed claims, including amounts already collected, may constitute a liability of the applicable funds. The amount, if any, of expenditures which may be disallowed by the grantor cannot be determined at this time, although the County expects such amounts, if any, to be immaterial.

Interlocal Agreement

In 2020 the County entered into an interlocal agreement with Grantsville City Redevelopment Agency to fund infrastructure construction for the Lakeview Business Park Community Reinvestment Project Area. This advance of \$6,000,000 will be repaid through tax increment attributable to the County's levy on taxable property within the project area starting in 2021 with interest.

Tooele County, Utah
Notes to Financial Statements-Continued
For the Year Ended December 31, 2021

Note 5 - Other Information - Continued

Prior period adjustments

General Fund

Beginning balance	\$ 36,376,906
Impact fee adjustment	587,500
Beginning balance, as restated	\$ 36,964,406

Capital Projects

Beginning balance	\$ 10,811,505
Impact fee adjustment	725,920
Beginning balance, as restated	\$ 11,537,425

Municipal Services

Beginning balance	\$ 7,103,950
Impact fee adjustment	(1,313,420)
Beginning balance, as restated	\$ 5,790,530

Human Services

Beginning balance	\$ 737,984
Provider adjustment	(358,820)
Beginning balance, as restated	\$ 379,164

Solid Waste Fund

Beginning balance	\$ 4,607,821
Provider adjustment	(345,828)
Beginning balance, as restated	\$ 4,261,993

During the reconciliation of impact fees it was discovered that the County had previously reported the collection and use of impact fees inconsistently between funds. The County has adjusted the funds to better match the source of funding and the use of funding for appropriate projects as a result of the reconciliation.

The County discovered that the Human Services Fund had not reported activity related to 2020 for additional amounts due to a mental health service provided in the amount of \$358,820. The net impact is a decrease in fund balance.

The County is working to more accurately report the necessary closure costs through seeking studies performed by an experienced consultant. Over the last 5 years the County has estimated costs to close the various landfill locations based on standardized rates of use and standard costs. The consultant evaluated the locations at the end of 2021 and determined that over the last 5 years the County has underreported the obligation. As a result, the County has corrected the liability in 2021 and decreased net assets by \$345,828 to reflect the appropriate accumulation of the obligation.

Tooele County, Utah
Notes to Financial Statements-Continued
For the Year Ended December 31, 2021

Note 5 - Other Information - Continued

Subsequent events

Management has evaluated events and transactions which occurred through the date of the audit report, which is the date the financial statements were available to be issued, and determined that there have been no events that have occurred that would require adjustments to disclosures or the financial statements.

Rounding convention

A rounding convention to the nearest whole dollar has been applied throughout this report, therefore the precision displayed in any monetary amount is plus or minus \$1. These financial statements are computer generated and the rounding convention is applied to each amount displayed in a column, whether detail items or not. As a result, without the overhead cost of manually balancing each column, the sum of displayed amounts in a column may not equal the total displayed, or within the schedules presented in the footnotes to the financial statements. The maximum difference between any displayed number or total and its actual value will not be more than \$1.

REQUIRED SUPPLEMENTARY INFORMATION
(UNAUDITED)

Tooele County, Utah
Schedule of Condition and Ratings for the County's Road System
For the Year Ended December 31, 2021

As allowed by GASB Statement 34, Tooele County has adopted the modified approach for reporting, where infrastructure assets are not depreciated and maintenance and preservation costs are expensed. The County capitalizes costs related to new construction or major replacements under the modified approach.

Tooele County's entire Asphalt Pavement road network is 379.32 centerline miles of road, or approximately 6.3 million square yards. The purpose of this report is to document how Tooele County has met all the requirements of the modified approach including:

1. Keeping a current inventory of assets,
2. Completing a condition assessment at least once every three years based on an industry standard or measurement scale, and
3. Estimating the annual amount required to maintain and preserve the asset at or above an established level of service.

Tooele County has a program in place to track and manage the Asphalt Pavement road network. This information is updated on a regular basis. The inventory information maintained by the County includes road names, to and from roads, length, width, functional class, and importance.

The road department performs a condition assessment of the entire road network every 3 years. Asphalt pavement distresses are identified and the condition of the road is recorded. The pavement distress identification process is based on the Distress Identification Manual for Long-Term Pavement Performance Projects (SHRP Distress Manual) published by the Strategic Highway Research Program (SHRP), which is the research arm of the Federal Highway Administration.

According to the SHRP Distress Manual, "The Distress Identification Manual for Long-Term Pavement Performance Projects was developed to provide a consistent, uniform basis for collecting distress data for the Long-Term Pavement Performance (LTPP) Program." The manual defines each type of pavement distress including specific distress severity levels. Using this information, Tooele County can determine the condition of each road and give each road a Remaining Service Life (RSL) value.

The years of service that exist in a road without accounting for potential treatments is referred to as remaining service life (RSL). Remaining service life is the value that can be used to express how many years this road will last if there are no treatments applied.

Tooele County, Utah
Schedule of Condition and Ratings for the County's Road System - continued
For the Year Ended December 31, 2021

Using the condition information, the County categorizes its roads into Excellent, Good, Fair, and Poor condition. Excellent roads have low severity distresses, require little or no maintenance, and have an RSL of 17-20. Good roads have medium severity distresses, can be preserved for an extended period of time with a surface treatment, and have an RSL of 9-16. Fair roads require rehabilitation such as thick overlay and have an RSL of 5-8. Poor roads require reconstruction and have an RSL of 0-4. The distribution of Tooele County's paved roads is listed below.

<u>Category</u>	<u>RSL</u>	<u>Description</u>
Excellent	17 to 20	New or nearly new pavement which provides a very smooth ride and is mainly free of distress and requires no maintenance.
Good	9 to 16	Pavement that provides an adequate ride and exhibits few, if any, visible signs of distress. Minor maintenance may be needed.
Fair	5 to 8	Surface defects such as cracking, rutting, and raveling affect the ride of the user. Major maintenance is likely needed.
Poor	0 to 4	Roadways have deteriorated to such extent that they need resurfacing, and the ride is noticeably rough. Structural improvements and major maintenance are likely needed.

The service level that will be maintained by the County is an average RSL of 8 or above with less than 30% in the Poor condition category.

There are 832 miles of gravel roads and 237 miles of dirt roads in Tooele County. These roads are maintained so that a passenger car can travel these roads under dry conditions.

Established Condition Level

As stated above, it is the County's policy to maintain an average RSL of 8 or above for all roads with less than 30% in the Poor condition category.

Tooele County, Utah
Schedule of Condition and Ratings for the County's Road System - continued
For the Year Ended December 31, 2021

Assessed Conditions

The following table reports that Average assessment level of all road pavement by category as assessed in 2020, 2017, 2014, and 2011.

<u>Category</u>	<u>2020</u>	<u>2017</u>	<u>2014</u>	<u>2011</u>
Excellent	6.8%	16.2%	5.4%	not available
Good	18.3%	20.3%	23.5%	not available
Fair	42.7%	34.4%	38.7%	12.5%
Poor	32.3%	29.0%	32.5%	28.3%

The following table represents the County's estimated amounts needed to maintain and preserve its road network at or above the established condition levels, as well as the actual amounts expended on road maintenance and preservation for each of the past five reporting periods (in thousands).

<u>Year</u>	<u>Estimated Expenditures</u>	<u>Actual Expenditures</u>
2021	\$ 5,797	\$ 4,478
2020	3,790	3,347
2019	3,800	3,423
2018	4,078	4,283
2017	3,657	3,529
2016	5,670	5,461
2015	4,509	4,417

Tooele County, Utah
Schedule of Changes in Total OPEB Liability and Related Ratios
Fiscal Years Ending December 31*

	2017	2018	2019	2020	2021
Total OPEB Liability					
Total OPEB Liability - beginning of year	\$ 4,794,981	\$ 4,364,442	\$ 3,920,421	\$ 3,472,248	\$ 3,478,023
Service cost	103,389	89,447	79,548	86,729	108,893
Interest	180,096	152,513	158,197	112,359	73,938
Change of benefit terms	-	-	-	-	-
Changes in assumptions	152,217	(205,083)	226,347	323,890	3,862
Differences between expected and actual experience	(520,112)	(138,276)	(607,413)	(290,644)	(695,942)
Benefit payments	(346,129)	(342,622)	(304,852)	(226,559)	(199,588)
Net change in total OPEB liability	(430,539)	(444,021)	(448,173)	5,775	(708,837)
Total OPEB liability - end of year	<u>\$ 4,364,442</u>	<u>\$ 3,920,421</u>	<u>\$ 3,472,248</u>	<u>\$ 3,478,023</u>	<u>\$ 2,769,186</u>
Plan fiduciary net position					
Plan fiduciary net position - beginning of year	\$ -	\$ -	\$ -	\$ -	\$ -
Contributions - employer	346,129	342,622	304,852	226,559	199,588
Contributions - retired members	-	-	-	-	-
Net investment income	-	-	-	-	-
Benefit payments	(346,129)	(342,622)	(304,852)	(226,559)	(199,588)
Trust administrative expenses	-	-	-	-	-
Net change in plan fiduciary net position	<u>\$ -</u>	<u>\$ -</u>	<u>\$ -</u>	<u>\$ -</u>	<u>\$ -</u>
Plan fiduciary net position	\$ -	\$ -	\$ -	\$ -	\$ -
Total OPEB liability - end of year	\$ 4,364,442	\$ 3,920,421	\$ 3,472,248	\$ 3,478,023	\$ 2,769,186
Plan fiduciary net position as % of total OPEB liability	0.00%	0.00%	0.00%	0.00%	0.00%
Covered payroll	\$ 12,997,136	\$ 13,419,543	\$ 14,725,600	\$ 15,204,182	\$ 16,730,757
Total OPEB liability as % of covered payroll	33.6%	29.2%	23.6%	22.9%	16.6%

* In accordance with GASB 75, employers will need to disclose a 10-year history of the Schedule of Changes in Total OPEB Liability and Related Ratios in their RSI. The 10-year schedule will need to be built prospectively.

Tooele County, Utah
Schedule of the Proportionate Share of the Net Pension Liability
Utah Retirement Systems
Fiscal Years Ending December 31*

	2015	2016	2017	2018	2019	2020	2021
<u>Noncontributory System</u>							
Proportion of the net pension liability (asset)	0.7897345%	0.8338165%	0.8117131%	0.8257978%	0.8356732%	0.8272559%	0.8365469%
Proportionate share of the net pension liability (asset)	\$ 3,429,213	\$ 4,718,139	\$ 5,212,192	\$ 3,618,068	\$ 6,153,667	\$ 3,117,819	\$ 429,101
Covered employee payroll	\$ 6,672,074	\$ 6,839,341	\$ 6,692,944	\$ 6,591,588	\$ 6,632,191	\$ 6,478,924	\$ 6,607,552
Proportionate share of the net pension liability (asset) as a percentage of its covered employee payroll	51.40%	68.99%	77.88%	54.89%	92.78%	48.12%	6.49%
Plan fiduciary net position as a percentage of the total pension liability	90.20%	87.80%	87.30%	91.90%	87.00%	93.70%	99.20%
<u>Contributory Retirement System</u>							
Proportion of the net pension liability (asset)	0.0910461%	0.1188996%	0.2187864%	0.2584563%	0.2915943%	0.1284210%	0.0000000%
Proportionate share of the net pension liability (asset)	\$ 26,262	\$ 83,637	\$ 71,786	\$ 21,032	\$ 118,330	\$ 8,416	\$ -
Covered employee payroll	\$ 48,694	\$ 50,702	\$ 52,496	\$ 52,445	\$ 54,578	\$ 23,012	\$ -
Proportionate share of the net pension liability (asset) as a percentage of its covered employee payroll	53.90%	164.96%	136.75%	40.10%	216.81%	36.57%	0.00%
Plan fiduciary net position as a percentage of the total pension liability	94.00%	85.70%	92.90%	98.20%	91.20%	98.60%	0.00%
<u>Public Safety System</u>							
Proportion of the net pension liability (asset)	1.6392489%	1.6049646%	1.5655414%	1.6054773%	1.6032702%	1.6340377%	1.5914508%
Proportionate share of the net pension liability (asset)	\$ 2,061,492	\$ 2,874,895	\$ 3,176,916	\$ 2,518,445	\$ 4,124,549	\$ 2,623,640	\$ 1,321,288
Covered employee payroll	\$ 2,705,050	\$ 2,509,565	\$ 2,348,967	\$ 2,460,104	\$ 2,411,888	\$ 2,506,940	\$ 2,388,412
Proportionate share of the net pension liability (asset) as a percentage of its covered employee payroll	76.20%	114.56%	135.25%	102.37%	171.01%	104.66%	55.32%
Plan fiduciary net position as a percentage of the total pension liability	90.50%	87.10%	86.50%	90.20%	84.70%	90.90%	95.50%
<u>Tier 2 Public Employees System</u>							
Proportion of the net pension liability (asset)	0.1811360%	0.2272923%	0.2538839%	0.2792006%	0.2720104%	0.2670689%	0.2570980%
Proportionate share of the net pension liability (asset)	\$ (5,731)	\$ (496)	\$ 28,321	\$ 24,616	\$ 116,496	\$ 60,066	\$ 36,978
Covered employee payroll	\$ 928,294	\$ 1,468,363	\$ 2,082,056	\$ 2,733,422	\$ 3,178,867	\$ 3,712,091	\$ 4,109,717
Proportionate share of the net pension liability (asset) as a percentage of its covered employee payroll	-0.60%	-0.03%	1.36%	0.90%	3.66%	1.62%	0.90%
Plan fiduciary net position as a percentage of the total pension liability	103.50%	100.20%	95.10%	97.40%	90.80%	96.50%	98.30%
<u>Tier 2 Public Safety and Firefighters System</u>							
Proportion of the net pension liability (asset)	0.2065054%	0.5353200%	0.5720758%	0.4977973%	0.5496396%	0.5130684%	0.5136592%
Proportionate share of the net pension liability (asset)	\$ (3,055)	\$ (7,821)	\$ (4,966)	\$ (5,760)	\$ 13,772	\$ 48,261	\$ 46,072
Covered employee payroll	\$ 85,378	\$ 318,783	\$ 472,657	\$ 525,462	\$ 735,431	\$ 845,649	\$ 1,018,218
Proportionate share of the net pension liability (asset) as a percentage of its covered employee payroll	-3.60%	-2.45%	-1.05%	-1.10%	1.87%	5.71%	4.52%
Plan fiduciary net position as a percentage of the total pension liability	120.50%	110.70%	103.60%	103.00%	95.60%	89.60%	93.10%

* In accordance with paragraph 81.a of GASB 68, employers will need to disclose a 10-year history of their proportionate share of the Net Pension Liability (Asset) in their RSI. The 10-year schedule will need to be built prospectively.

Tooele County, Utah
Schedule of Contributions
Utah Retirement Systems
Last 10 Fiscal Years Ending December 31

	2013	2014	2015	2016	2017	2018	2019	2020	2021
Noncontributory System									
Contractually required contribution	1,215,741	1,241,242	1,248,836	1,216,462	1,199,044	1,211,945	1,181,179	1,194,261	1,157,012
Contributions in relation to the contractually required contribution	(1,215,741)	(1,241,242)	(1,248,836)	(1,216,462)	(1,199,044)	(1,211,945)	(1,181,179)	(1,194,261)	(1,157,012)
Contribution deficiency (excess)	-	-	-	-	-	-	-	-	-
Covered employee payroll	7,337,695	6,725,074	6,845,530	6,695,518	6,598,007	6,629,771	6,481,023	6,609,021	6,472,898
Contributions as a percentage of covered-employee payroll	16.57%	18.46%	18.24%	18.17%	18.17%	18.28%	18.23%	18.07%	18.07%
Contributory Retirement System									
Contractually required contribution	-	-	7,332	7,591	7,584	7,892	3,328	-	-
Contributions in relation to the contractually required contribution	-	-	(7,332)	(7,591)	(7,584)	(7,892)	(3,328)	-	-
Contribution deficiency (excess)	-	-	-	-	-	-	-	-	-
Covered employee payroll	-	-	50,702	52,496	52,445	54,578	23,012	-	-
Contributions as a percentage of covered-employee payroll	0.00%	0.00%	14.46%	14.46%	14.46%	14.46%	14.46%	0.00%	0.00%
Public Safety System									
Contractually required contribution	828,116	807,420	785,054	751,374	776,872	750,540	780,788	763,389	659,091
Contributions in relation to the contractually required contribution	(828,116)	(807,420)	(785,054)	(751,374)	(776,872)	(750,540)	(780,788)	(763,389)	(659,091)
Contribution deficiency (excess)	-	-	-	-	-	-	-	-	-
Covered employee payroll	2,957,770	2,705,050	2,515,246	2,349,123	2,460,104	2,409,316	2,506,940	2,382,863	2,090,359
Contributions as a percentage of covered-employee payroll	28.00%	29.85%	31.21%	31.99%	31.58%	31.15%	31.15%	32.04%	31.53%
Tier 2 Public Employees System *									
Contractually required contribution	54,170	87,701	219,796	312,709	411,344	488,571	579,603	651,673	780,634
Contributions in relation to the contractually required contribution	(54,170)	(87,701)	(219,796)	(312,709)	(411,344)	(488,571)	(579,603)	(651,673)	(780,634)
Contribution deficiency (excess)	-	-	-	-	-	-	-	-	-
Covered employee payroll	508,241	976,988	1,478,296	2,097,200	2,745,808	3,193,649	3,719,284	4,112,001	4,895,201
Contributions as a percentage of covered-employee payroll	10.66%	8.98%	14.87%	14.91%	14.98%	15.30%	15.58%	15.85%	15.95%

Tooele County, Utah
Schedule of Contributions
Utah Retirement Systems
Last 10 Fiscal Years Ending December 31

	2013	2014	2015	2016	2017	2018	2019	2020	2021
Tier 2 Public Safety and Firefighters System *									
Contractually required contribution	5,277	9,305	71,848	107,041	118,962	168,726	195,439	250,388	376,684
Contributions in relation to the contractually required contribution	(5,277)	(9,305)	(71,848)	(107,041)	(118,962)	(168,726)	(195,439)	(250,388)	(376,684)
Contribution deficiency (excess)	-	-	-	-	-	-	-	-	-
Covered employee payroll	47,755	85,378	319,110	474,271	527,014	740,115	845,649	984,767	1,460,312
Contributions as a percentage of covered-employee payroll	11.05%	10.90%	22.52%	22.57%	22.57%	22.80%	23.11%	25.43%	25.79%
Tier Public Employees DC Only System									
Contractually required contribution	-	-	25,051	31,324	35,438	40,753	64,252	71,342	81,357
Contributions in relation to the contractually required contribution	-	-	(25,051)	(31,324)	(35,438)	(40,753)	(64,252)	(71,342)	(81,357)
Contribution deficiency (excess)	-	-	-	-	-	-	-	-	-
Covered employee payroll	-	-	376,432	468,652	529,716	609,167	959,606	1,066,406	1,216,166
Contributions as a percentage of covered-employee payroll	0.00%	0.00%	0.00%	6.68%	6.69%	6.69%	6.70%	6.69%	6.69%
Tier 2 Public Safety and Firefighter DC Only System *									
Contractually required contribution	-	-	5,500	10,732	14,653	19,240	16,726	14,582	26,199
Contributions in relation to the contractually required contribution	-	-	(5,500)	(10,732)	(14,653)	(19,240)	(16,726)	(14,582)	(26,199)
Contribution deficiency (excess)	-	-	-	-	-	-	-	-	-
Covered employee payroll	-	-	46,493	90,720	123,865	160,142	143,876	123,265	221,458
Contributions as a percentage of covered-employee payroll	0.00%	0.00%	0.00%	11.83%	11.83%	12.01%	11.63%	11.83%	11.83%

Amounts presented were determined as of calendar year January 1 - December 31. Employers will be required to prospectively develop this table in future years to show 10-years of information. Contributions as a percentage of covered-employee payroll may be different than the Board certified rate due to rounding or other administrative issues.

*Contribution in Tier 2 include an amortization rate to help fund the unfunded liabilities in the Tier 1 systems. Tier 2 systems were created effective July 1, 2011.

Paragraph 81b of GASB 68 requires employers to disclose a 10-year history of contributions in RSI. Contribution as a percentage of covered-payroll may be different than the board certified rate due to rounding and other administrative issues.

Tooele County, Utah
Notes to Required Supplementary Information
For the Year Ended December 31, 2021

Changes in Assumptions:

There were a number of demographic assumptions (e.g. rates of termination, disability, retirement, as well as an updated mortality and salary increase assumption) updated for use in the January 1, 2020 actuarial valuation. These assumption updates were adopted by the Utah State Retirement Board as a result of an Actuarial Experience Study performed for the Utah Retirement Systems. In aggregate, those assumption changes resulted in a \$201 million increase in the Total Pension Liability, which is about 0.50% of the total Pension Liability of as December 31, 2019 for all systems combined. The Actuarial Experience Study report as of December 31, 2019 provides detailed information regarding those assumption changes, which may be accessed online at newsroom.urs.org under the "Retirement Office" column using the "Reports and Stats" tab.

SUPPLEMENTARY INFORMATION

Tooele County, Utah
Statement of Revenues, Expenditures, and Changes in Fund Balances
Budget and Actual - Capital Projects General
For the Year Ended December 31, 2021

	<u>Budgeted Amounts</u>		Actual Amounts	Variance with Final Budget
	<u>Original</u>	<u>Final</u>		
<u>Revenues</u>				
Interest on investments	\$ -	-	31,945	31,945
Intergovernmental	150,000	265,457	990,649	725,192
Impact fees	350,000	350,000	372,492	22,492
Total revenues	<u>500,000</u>	<u>615,457</u>	<u>1,395,086</u>	<u>779,629</u>
<u>Expenditures</u>				
Capital outlay	9,330,000	21,345,457	738,686	20,606,771
Total expenditures	<u>9,330,000</u>	<u>21,345,457</u>	<u>738,686</u>	<u>20,606,771</u>
Excess revenues over (under) expenditures	<u>(8,830,000)</u>	<u>(20,730,000)</u>	656,400	<u>21,386,400</u>
<u>Other Financing Sources (Uses)</u>				
Operating transfers in	6,830,000	18,730,000	17,730,000	(1,000,000)
Total other financing sources and (uses)	<u>6,830,000</u>	<u>18,730,000</u>	<u>17,730,000</u>	<u>(1,000,000)</u>
Net change in fund balance	(2,000,000)	(2,000,000)	18,386,400	20,386,400
Fund balance, beginning of year, as restated	<u>11,537,425</u>	<u>11,537,425</u>	<u>11,537,425</u>	<u>-</u>
Fund balances - end of year	<u><u>\$ 9,537,425</u></u>	<u><u>9,537,425</u></u>	<u><u>29,923,825</u></u>	<u><u>20,386,400</u></u>

The notes to the financial statements are an integral part of this statement.

Tooele County, Utah
Nonmajor Governmental Funds
For the Year Ended December 31, 2021

Special Revenue Funds

Special Revenue Funds are used to account for the proceeds of specific revenue sources (other than expendable trusts and major capital projects) that are legally restricted to expenditures for specified purposes. Tooele County has the following nonmajor special revenue funds:

Aging and Adult Services - This fund is used to account for state funding and charges for services related to the activities assisting the aging citizens of the County.

Transient room tax - This fund is used to account for transient room tax revenue and expenditures related to the promotion of tourism in the County.

Transportation - This fund is used to account for revenue and expenditures related to transportation in the County.

Redevelopment Agency - This fund is used to account for redevelopment agency transactions conducted by the County, including property acquisition, site improvements, preparation costs, installation of public improvements, and administration costs.

Municipal Building Authority - This fund is used to account for the lease revenue and payment of principal and interest on bonds used to finance construction in the County.

ARPA Funding - This fund is used to account for revenue and expenditures related to ARPA funds received.

Debt Service Funds

Debt service funds account for the resources accumulated and payments made for principal and interest on long-term debt of governmental funds. Tooele County has the following nonmajor debt service fund:

Debt Service - This fund is used to account for principal and interest on bonds used to finance construction in the County.

Tooele County, Utah
Combining Balance Sheet
Nonmajor Governmental Funds
December 31, 2021

	Special Revenue							Total	
	Aging and Adult Services	Transient Room Tax	Transportation Fund	Redevelopment Agency	Mass Transit	Municipal Building Authority	ARPA Funding		Debt Service
Assets and Deferred Outflows of Resources									
Cash and cash equivalents	\$ 1,761,659	-	224,060	80,790	-	1,474,845	6,513,377	(353,836)	9,700,895
Restricted cash	-	3,208,383	-	-	6,463,907	61	-	-	9,672,351
Receivables -									
Accounts (net)	173,271	249,689	-	33,106	521,609	-	-	-	977,675
Prepaid expenditures	105	-	-	-	-	-	-	-	105
Total assets and deferred outflows of resources	\$ 1,935,035	3,458,072	224,060	113,896	6,985,516	1,474,906	6,513,377	(353,836)	20,351,026
Liabilities, Deferred Inflows of Resources and Fund Balances									
Liabilities									
Accounts payable	42,632	109,516	-	-	-	-	16,501	-	168,649
Accrued liabilities	67,524	-	-	-	-	-	-	-	67,524
Total liabilities	110,156	109,516	-	-	-	-	16,501	-	236,173
Deferred Inflows of Resources									
Unavailable revenue-property taxes	-	-	-	23,198	-	-	-	-	23,198
Unavailable revenue-prepaid ARPA	-	-	-	-	-	-	6,479,498	-	6,479,498
Total deferred inflows of resources	-	-	-	23,198	-	-	6,479,498	-	6,502,696
Fund Balances									
Nonspendable	105	-	-	-	-	-	-	-	105
Restricted for									
Transient room/ Restaurant tax	-	3,348,556	-	-	-	-	-	-	3,348,556
Mass Transit	-	-	-	-	6,985,516	-	-	-	6,985,516
Assigned									
Special Revenue Funds	1,824,774	-	224,060	90,698	-	1,474,906	17,379	-	3,631,817
Unassigned	-	-	-	-	-	-	-	(353,836)	(353,836)
Total fund balances	1,824,879	3,348,556	224,060	90,698	6,985,516	1,474,906	17,379	(353,836)	13,612,158
Total liabilities, deferred inflows of resources, and fund balances	\$ 1,935,035	3,458,072	224,060	113,896	6,985,516	1,474,906	6,513,378	(353,836)	20,351,027

Tooele County, Utah
Combining Statement of Revenues, Expenditures,
and Changes in Fund Balance
Nonmajor Governmental Funds
For the Year Ended December 31, 2021

	Special Revenue										Total
	Aging and Adult Services	Transient Room Tax	Transportation Fund	Redevelopment Agency	Mass Transit	Municipal Building Authority	ARPA Funding	Debt Service			
Revenues											
Taxes	\$ -	1,594,874	-	20,009	-	-	-	-	-	-	1,614,883
Intergovernmental	1,959,120	91,485	223,531	-	2,790,333	-	-	538,234	-	-	5,602,703
Charges for services	142,319	-	-	-	-	-	-	-	-	-	142,319
Interest on investments	-	7,953	-	-	18,404	1,321	886	17,379	-	-	45,943
Lease revenue	-	-	-	-	-	683,127	-	-	-	-	683,127
Other	12,381	-	-	-	-	-	-	-	-	-	12,381
Total revenues	2,113,820	1,694,312	223,531	20,009	2,808,737	684,448	886	555,613	-	-	8,101,356
Expenditures											
General government	-	-	150,000	3,735	-	-	-	-	-	-	153,735
Tourism and promotion	-	934,933	-	-	-	-	-	-	-	-	934,933
Public health and human services	2,390,882	-	-	-	393,586	-	-	-	-	-	2,784,468
Debt Service											
Principal	-	-	-	-	-	610,000	-	-	223,000	-	833,000
Interest	-	-	-	-	-	852,119	-	-	13,853	-	865,972
Bond costs	-	-	-	-	-	5,000	-	-	2,500	-	7,500
Capital outlay	-	-	-	-	-	-	-	538,234	-	-	538,234
Total expenditures	2,390,882	934,933	150,000	3,735	393,586	1,467,119	886	538,234	239,353	(238,467)	6,117,842
Excess revenues over (under) expenditures	(277,062)	759,379	73,531	16,274	2,415,151	(782,671)	-	17,379	(238,467)	-	1,983,514
Other Financing Sources (Uses)											
Operating transfers in	721,434	-	-	-	-	107,797	-	-	240,000	-	1,069,231
Operating transfers out	-	(225,000)	(170,000)	-	-	-	-	-	-	-	(395,000)
Total other financing sources (uses)	721,434	(225,000)	(170,000)	-	-	107,797	-	-	240,000	-	674,231
Net change in fund balance	444,372	534,379	(96,469)	16,274	2,415,151	(674,874)	1,533	17,379	(238,467)	-	2,657,745
Fund balances - beginning of year	1,380,507	2,814,177	320,529	74,424	4,570,365	2,149,780	(355,369)	-	(355,369)	-	10,954,413
Fund balances - end of year	\$ 1,824,879	3,348,556	224,060	90,698	6,985,516	1,474,906	(353,836)	17,379	(353,836)	-	13,612,158

The notes to the financial statements are an integral part of this statement.

Tooele County, Utah
Schedule of Revenues, Expenditures, and Changes in Fund Balances
Budget and Actual - Aging and Adult Services
For the Year Ended December 31, 2021

	<u>Budgeted Amounts</u>		Actual Amounts	Variance with Final Budget
	<u>Original</u>	<u>Final</u>		
<u>Revenues</u>				
Intergovernmental	\$ 1,534,300	1,872,300	1,959,120	86,820
Charges for services	154,100	159,100	142,319	(16,781)
Other	13,000	13,000	12,381	(619)
Total revenues	<u>1,701,400</u>	<u>2,044,400</u>	<u>2,113,820</u>	<u>69,420</u>
<u>Expenditures</u>				
Public health and human services	2,422,834	2,865,834	2,390,882	474,952
Total expenditures	<u>2,422,834</u>	<u>2,865,834</u>	<u>2,390,882</u>	<u>474,952</u>
Excess revenues over (under) expenditures	<u>(721,434)</u>	<u>(821,434)</u>	<u>(277,062)</u>	<u>544,372</u>
<u>Other Financing Sources (Uses)</u>				
Operating transfers in	721,434	721,434	721,434	-
Total other financing sources and (uses)	<u>721,434</u>	<u>721,434</u>	<u>721,434</u>	<u>-</u>
Net change in fund balance	-	(100,000)	444,372	544,372
Fund balances - beginning of year	<u>1,380,507</u>	<u>1,380,507</u>	<u>1,380,507</u>	<u>-</u>
Fund balances - end of year	<u><u>\$ 1,380,507</u></u>	<u><u>1,280,507</u></u>	<u><u>1,824,879</u></u>	<u><u>544,372</u></u>

The notes to the financial statements are an integral part of this statement.

Tooele County, Utah
Schedule of Revenues, Expenditures, and Changes in Fund Balances
Budget and Actual - Transient Room Tax
For the Year Ended December 31, 2021

	<u>Budgeted Amounts</u>		Actual Amounts	Variance with Final Budget
	<u>Original</u>	<u>Final</u>		
<u>Revenues</u>				
Taxes	\$ 997,000	1,034,200	1,594,874	560,674
Intergovernmental	50,000	50,000	91,485	41,485
Interest on investments	24,000	24,000	7,953	(16,047)
Total revenues	<u>1,071,000</u>	<u>1,108,200</u>	<u>1,694,312</u>	<u>586,112</u>
<u>Expenditures</u>				
Tourism and promotion	1,184,250	1,756,450	934,933	821,517
Total expenditures	<u>1,184,250</u>	<u>1,756,450</u>	<u>934,933</u>	<u>821,517</u>
Excess revenues over (under) expenditures	<u>(113,250)</u>	<u>(648,250)</u>	<u>759,379</u>	<u>1,407,629</u>
<u>Other Financing Sources (Uses)</u>				
Operating transfers out	(225,000)	(225,000)	(225,000)	-
Total other financing sources and (uses)	<u>(225,000)</u>	<u>(225,000)</u>	<u>(225,000)</u>	<u>-</u>
Net change in fund balance	(338,250)	(873,250)	534,379	1,407,629
Fund balances - beginning of year	<u>2,814,177</u>	<u>2,814,177</u>	<u>2,814,177</u>	<u>-</u>
Fund balances - end of year	<u>\$ 2,475,927</u>	<u>1,940,927</u>	<u>3,348,556</u>	<u>1,407,629</u>

The notes to the financial statements are an integral part of this statement.

Tooele County, Utah
Schedule of Revenues, Expenditures, and Changes in Fund Balances
Budget and Actual - Transportation Fund
For the Year Ended December 31, 2021

	<u>Budgeted Amounts</u>		Actual Amounts	Variance with Final Budget
	<u>Original</u>	<u>Final</u>		
<u>Revenues</u>				
Intergovernmental	\$ 320,000	320,000	223,531	(96,469)
Total revenues	<u>320,000</u>	<u>320,000</u>	<u>223,531</u>	<u>(96,469)</u>
<u>Expenditures</u>				
General government	<u>150,000</u>	<u>150,000</u>	<u>150,000</u>	<u>-</u>
Total expenditures	<u>150,000</u>	<u>150,000</u>	<u>150,000</u>	<u>-</u>
Excess revenues over (under) expenditures	<u>170,000</u>	<u>170,000</u>	<u>73,531</u>	<u>(96,469)</u>
<u>Other Financing Sources (Uses)</u>				
Operating transfers out	<u>(170,000)</u>	<u>(318,100)</u>	<u>(170,000)</u>	<u>148,100</u>
Total other financing sources and (uses)	<u>(170,000)</u>	<u>(318,100)</u>	<u>(170,000)</u>	<u>148,100</u>
Net change in fund balance	-	(148,100)	(96,469)	51,631
Fund balances - beginning of year	<u>320,529</u>	<u>320,529</u>	<u>320,529</u>	<u>-</u>
Fund balances - end of year	<u>\$ 320,529</u>	<u>172,429</u>	<u>224,060</u>	<u>51,631</u>

The notes to the financial statements are an integral part of this statement.

Tooele County, Utah
Schedule of Revenues, Expenditures, and Changes in Fund Balances
Budget and Actual - Redevelopment Agency
For the Year Ended December 31, 2021

	<u>Budgeted Amounts</u>		Actual Amounts	Variance with Final Budget
	<u>Original</u>	<u>Final</u>		
<u>Revenues</u>				
Taxes	\$ 30,000	30,000	20,009	(9,991)
Total revenues	<u>30,000</u>	<u>30,000</u>	<u>20,009</u>	<u>(9,991)</u>
<u>Expenditures</u>				
General government	<u>72,500</u>	<u>72,500</u>	<u>3,735</u>	<u>68,765</u>
Total expenditures	<u>72,500</u>	<u>72,500</u>	<u>3,735</u>	<u>68,765</u>
Excess revenues over (under) expenditures	<u>(42,500)</u>	<u>(42,500)</u>	<u>16,274</u>	<u>58,774</u>
<u>Other Financing Sources (Uses)</u>				
Operating transfers in/out	<u>-</u>	<u>-</u>	<u>-</u>	<u>-</u>
Total other financing sources and (uses)	<u>-</u>	<u>-</u>	<u>-</u>	<u>-</u>
Net change in fund balance	(42,500)	(42,500)	16,274	58,774
Fund balances - beginning of year	<u>74,424</u>	<u>74,424</u>	<u>74,424</u>	<u>-</u>
Fund balances - end of year	<u><u>\$ 31,924</u></u>	<u><u>31,924</u></u>	<u><u>90,698</u></u>	<u><u>58,774</u></u>

The notes to the financial statements are an integral part of this statement.

Tooele County, Utah
Schedule of Revenues, Expenditures, and Changes in Fund Balances
Budget and Actual - Mass Transit
For the Year Ended December 31, 2021

	<u>Budgeted Amounts</u>		Actual Amounts	Variance with Final Budget
	<u>Original</u>	<u>Final</u>		
<u>Revenues</u>				
Intergovernmental	\$ 2,300,000	2,300,000	2,790,333	490,333
Interest on investments	34,000	34,000	18,404	(15,596)
Total revenues	<u>2,334,000</u>	<u>2,334,000</u>	<u>2,808,737</u>	<u>474,737</u>
<u>Expenditures</u>				
Public health and human services	2,334,000	2,334,000	393,586	1,940,414
Total expenditures	<u>2,334,000</u>	<u>2,334,000</u>	<u>393,586</u>	<u>1,940,414</u>
Excess revenues over (under) expenditures	<u>-</u>	<u>-</u>	<u>2,415,151</u>	<u>2,415,151</u>
<u>Other Financing Sources (Uses)</u>				
Operating transfers in/out	<u>-</u>	<u>-</u>	<u>-</u>	<u>-</u>
Total other financing sources and (uses)	<u>-</u>	<u>-</u>	<u>-</u>	<u>-</u>
Net change in fund balance	-	-	2,415,151	2,415,151
Fund balances - beginning of year	<u>4,570,365</u>	<u>4,570,365</u>	<u>4,570,365</u>	<u>-</u>
Fund balances - end of year	<u>\$ 4,570,365</u>	<u>4,570,365</u>	<u>6,985,516</u>	<u>2,415,151</u>

The notes to the financial statements are an integral part of this statement.

Tooele County, Utah
Schedule of Revenues, Expenditures, and Changes in Fund Balances
Budget and Actual - Municipal Building Authority
For the Year Ended December 31, 2021

	Budgeted Amounts		Actual Amounts	Variance with Final Budget
	Original	Final		
<u>Revenues</u>				
Intergovernmental	\$ 669,873	669,873	-	(669,873)
Interest on investments	-	-	1,321	1,321
Lease revenue	683,127	683,127	683,127	-
Total revenues	1,353,000	1,353,000	684,448	(668,552)
<u>Expenditures</u>				
Debt Service				
Principal	610,000	610,000	610,000	-
Interest	855,000	853,000	852,119	881
Bond costs	3,000	5,000	5,000	-
Total expenditures	1,468,000	1,468,000	1,467,119	881
Excess revenues over (under) expenditures	(115,000)	(115,000)	(782,671)	(667,671)
<u>Other Financing Sources (Uses)</u>				
Operating transfers in	115,000	115,000	107,797	(7,203)
Total other financing sources and (uses)	115,000	115,000	107,797	(7,203)
Net change in fund balance	-	-	(674,874)	(674,874)
Fund balances - beginning of year	2,149,780	2,149,780	2,149,780	-
Fund balances - end of year	\$ 2,149,780	2,149,780	1,474,906	(674,874)

The notes to the financial statements are an integral part of this statement.

Tooele County, Utah
Schedule of Revenues, Expenditures, and Changes in Fund Balances
Budget and Actual - ARPA Funding
For the Year Ended December 31, 2021

	Budgeted Amounts		Actual Amounts	Variance with Final Budget
	Original	Final		
<u>Revenues</u>				
Intergovernmental	\$ -	750,000	538,234	(211,766)
Interest on investments	-	-	17,379	17,379
Total revenues	-	750,000	555,613	(194,387)
<u>Expenditures</u>				
Capital outlay	-	750,000	538,234	211,766
Total expenditures	-	750,000	538,234	211,766
Excess revenues over (under) expenditures	-	-	17,379	17,379
<u>Other Financing Sources (Uses)</u>				
Operating transfers in/out	-	-	-	-
Total other financing sources and (uses)	-	-	-	-
Net change in fund balance	-	-	17,379	17,379
Fund balances - beginning of year	-	-	-	-
Fund balances - end of year	\$ -	-	17,379	17,379

The notes to the financial statements are an integral part of this statement.

Tooele County, Utah
Schedule of Revenues, Expenditures, and Changes in Fund Balances
Budget and Actual - Debt Service
For the Year Ended December 31, 2021

	<u>Budgeted Amounts</u>		Actual Amounts	Variance with Final Budget
	<u>Original</u>	<u>Final</u>		
<u>Revenues</u>				
Interest on investments	\$ -	-	886	886
Total revenues	-	-	886	886
<u>Expenditures</u>				
Debt Service				
Principal	225,000	223,000	223,000	-
Interest	14,500	14,500	13,853	647
Bond costs	500	2,500	2,500	-
Total expenditures	240,000	240,000	239,353	647
Excess revenues over (under) expenditures	(240,000)	(240,000)	(238,467)	1,533
<u>Other Financing Sources (Uses)</u>				
Operating transfers in	240,000	240,000	240,000	-
Operating transfers out	-	-	-	-
Total other financing sources and (uses)	240,000	240,000	240,000	-
Net change in fund balance	-	-	1,533	1,533
Fund balances - beginning of year	(355,369)	(355,369)	(355,369)	-
Fund balances - end of year	<u>\$ (355,369)</u>	<u>(355,369)</u>	<u>(353,836)</u>	<u>1,533</u>

The notes to the financial statements are an integral part of this statement.

Tooele County, Utah
Combining Statement of Net Position
Internal Service Funds
For the Year Ended December 31, 2021

	Service Equipment	Central Stores	Total
<u>Assets</u>			
Current assets			
Cash and cash equivalents	\$ -	-	-
Accounts receivable - net	-	-	-
Inventory	-	-	-
Interfund loan receivable	-	-	-
	-----	-----	-----
Total current assets	-	-	-
	-----	-----	-----
Noncurrent assets			
Equipment	-	-	-
Less: accumulated depreciation	-	-	-
	-----	-----	-----
Total noncurrent assets	-	-	-
	-----	-----	-----
Total assets	\$ -	-	-
	=====	=====	=====
<u>Liabilities</u>			
Current liabilities			
Accounts payable and accrued liabilities	\$ -	-	-
Checks written in excess of cash	-	-	-
Deferred revenue	-	-	-
	-----	-----	-----
Total current liabilities	-	-	-
	-----	-----	-----
Total liabilities	\$ -	-	-
	=====	=====	=====
<u>Net Position</u>			
Net investment in capital assets Unrestricted	\$ -	-	-
	-----	-----	-----
Total net position	\$ -	-	-
	=====	=====	=====
Total liabilities and net position	\$ -	-	-
	=====	=====	=====

The notes to the financial statements are an integral part of this statement.

Tooele County, Utah
Combining Statement of Revenues, Expenses, and Changes in Net Position
Internal Service Funds
For the Year Ended December 31, 2021

	Service Equipment	Central Stores	Total
<u>Operating Revenues</u>			
Assessments	\$ -	-	-
Total operating revenues	-	-	-
<u>Operating Expenses</u>			
Maintenance and supplies	-	2,981	2,981
Total operating expenses	-	2,981	2,981
Operating income (loss)	-	(2,981)	(2,981)
Contribution of fixed assets to general government	(784,100)	-	(784,100)
Transfer from other funds	(459,372)	(31,823)	(491,195)
Change in net position	(1,243,472)	(34,804)	(1,278,276)
Net position - beginning of year	1,243,472	34,804	1,278,276
Net position - end of year	\$ -	-	-

The notes to the financial statements are an integral part of this statement.

Tooele County, Utah
Combining Statement of Cash Flows
Internal Service Funds
For the Year Ended December 31, 2021

	Service Equipment	Central Stores	Total
<u>Cash Flows From Operating Activities</u>			
Receipts from assessments to businesses and others	\$ -	-	-
Payments to suppliers	-	-	-
Net cash provided (used) by operating activities	-	-	-
<u>Cash Flows From Noncapital Financing Activities</u>			
Transfers from other funds	(459,372)	(31,823)	(491,195)
Net cash provided (used) by noncapital financing activities	(459,372)	(31,823)	(491,195)
Net increase (decrease) in cash and cash equivalents	(459,372)	(31,823)	(491,195)
Cash and cash equivalents - beginning	459,372	31,823	491,195
Cash and cash equivalents - ending	\$ -	-	-
<u>Reconciliation of Operating Income to Net Cash Provided (Used) by Operating Activities</u>			
Operating income	\$ -	(2,981)	(2,981)
Adjustments to reconcile operating income to net cash provided (used) by operating activities			
(Increase) decrease in inventory	-	2,981	2,981
Total adjustments	-	2,981	2,981
Net cash provided (used) by operating activities	\$ -	-	-

The notes to the financial statements are an integral part of this statement.

Tooele County, Utah
Combining Statement of Fiduciary Assets & Liabilities
Agency Fund Types
For the Year Ended December 31, 2021

	County General Agency Fund	Treasurer's Tax Fund	Total
<u>Assets</u>			
Cash and cash equivalents	\$ 1,685,434	13,474,017	15,159,451
Other receivable	102,711	-	102,711
Total assets	<u>\$ 1,788,145</u>	<u>13,474,017</u>	<u>15,262,162</u>
<u>Liabilities</u>			
Taxes payable	\$ -	13,474,017	13,474,017
Developer bonds payable	245,434	-	245,434
Court bail bonds payable	508,464	-	508,464
Due to other entities	1,034,247	-	1,034,247
Total liabilities	<u>\$ 1,788,145</u>	<u>13,474,017</u>	<u>15,262,162</u>

The notes to the financial statements are an integral part of this statement.

Tooele County, Utah
Combining Statement of Changes in Fiduciary Assets & Liabilities
Agency Fund Types
For the Year Ended December 31, 2021

	Balance January 1, 2021	Additions	Deductions	Balance December 31, 2021
<u>Assets</u>				
Cash and cash equivalents - General Agency	\$ 1,090,531	3,061,866	(2,466,963)	1,685,434
Cash and cash equivalents - Treasurer's Tax Fund	18,527,986	84,962,182	(90,016,151)	13,474,017
Other receivable	21,137	102,711	(21,137)	102,711
Total assets	<u>\$ 19,639,654</u>	<u>88,126,759</u>	<u>(92,504,251)</u>	<u>15,262,162</u>
<u>Liabilities</u>				
Taxes payable - Treasurer's Tax Fund	\$ 18,527,986	84,962,182	(90,016,151)	13,474,017
Developer bonds payable	317,545	614,910	(677,021)	255,434
Court bail bonds/ surcharge payable	408,098	1,089,971	(1,041,245)	456,824
Due to other entities	386,025	1,459,696	(769,834)	1,075,887
Total liabilities	<u>\$ 19,639,654</u>	<u>88,126,759</u>	<u>(92,504,251)</u>	<u>15,262,162</u>

The notes to the financial statements are an integral part of this statement.

Tooele County, Utah
Schedule of Receipts and Disbursements
Treasurer's Collection Account
For the Year Ended December 31, 2021

	Treasurer's Balance December 31, 2020	Collection Receipts	Amounts Apportioned	Distributions	Treasurer's Balance December 31, 2021
Tax Collection Accounts					
Current year taxes & assessments		\$ 73,791,245	(73,791,245)		
Fee in lieu		5,116,054	(5,116,054)		
Redemptions of prior year tax		5,304,138	(5,304,138)		
Penalties, interest, and cost		352,493	(352,493)		
Other collections and refunds		398,252	(398,252)		
Total Collections		84,962,182	(84,962,182)		
County General Fund	\$ 1,155,944		8,725,075	9,238,894	642,125
County Municipal Fund	313,119		2,593,583	2,736,460	170,242
School Districts					
Tooele County - Basic	1,225,022		25,063,912	25,524,004	764,930
Tooele County - Local	5,932,092		29,129,042	31,807,997	3,253,137
Tooele County - Charter School	122,006		842,176	906,195	57,987
Assessing and Collecting					
A/C State	12,130		75,946	81,649	6,427
A/C County	362,204		2,515,768	2,679,804	198,168
Cities and Towns					
Tooele City	904,512		6,246,970	6,649,583	501,899
Grantsville City	229,942		1,921,199	2,042,042	109,099
Wendover City	47,823		204,331	213,141	39,013
Stockton Town	21,738		147,635	160,874	8,499
Vernon Town	1,905		7,999	9,064	840
Ophir Town	-		-	(1)	1
Rush Valley Town	4,727		31,807	35,264	1,270
Other Districts					
Lakepoint Improvement District	6,037		32,440	33,464	5,013
Stansbury Park Improvement District	7,214		64,871	69,536	2,549
Tooele Valley Mosquito Abatement District	123,404		904,529	968,722	59,211
Stansbury Greenbelt Service Area	74,313		722,274	772,079	24,508
Stansbury Recreation Service Area	74,312		722,271	772,075	24,508
No. Tooele County Fire Service District	190,490		1,485,412	1,574,021	101,881
Rush Valley Water Conservancy District	1,390		13,785	14,393	782
Lakepoint Cemetery and Park Service Area	12,958		70,969	75,334	8,593
No. Tooele City Special Service District	11,111		132,259	134,295	9,075
South Rim Special Service District	1,476		18,292	18,964	804
Total Due to Taxing Units	10,835,869		81,672,545	86,517,853	5,990,561

Tooele County, Utah
Schedule of Receipts and Disbursements -
Treasurer's Collection Account - continued
For the Year Ended December 31, 2021

	Treasurer's Balance December 31, 2020	Collection Receipts	Amounts Apportioned	Distributions	Treasurer's Balance December 31, 2021
Other					
Tooele City RDA	2,238,146		2,328,222	2,238,146	2,328,222
County General RDA	10,101		377,383	10,101	377,383
Tooele County School District RDA	-		70,000	-	70,000
Other RDA	3,553,300		(302,434)	926,561	2,324,305
Woodbury Corporation RDA	191,919		188,257	191,919	188,257
Purple Corporation	573,101		628,209	573,101	628,209
Total Other	<u>6,566,567</u>		<u>3,289,637</u>	<u>3,939,828</u>	<u>5,916,376</u>
Total	17,402,436		84,962,182	90,457,681	11,906,937
Carryover (over/short)	(64,060)		-	(326,218)	262,158
Prepayments	493,217		-	(61,945)	555,162
Refunds	696,393		-	(53,367)	749,760
Grand Total	<u>\$ 18,527,986</u>	<u>84,962,182</u>	<u>-</u>	<u>90,016,151</u>	<u>13,474,017</u>

Tooele County, Utah
Statement of Taxes Charged, Collected, and Distributed
For the 2021 Property Tax Year

	Year-End Real Property & Centrally Assessed Values			Year-End Personal Property Values			Property Tax Calculation					Total Taxes Charged	
	Real Property	Centrally Assessed	Total	Personal Property	Total	Entity Total Adjusted Value	Current Year Tax Rate	Prior Year Tax Rate	Real Property		Personal Property Tax Charged		
									Assessed Tax	Charged			
Taxing Units													
County Funds													
General	\$ 4,920,067,007	\$ 927,411,658	\$ 5,847,478,665	\$ 295,493,847	\$ 295,493,847	\$ 6,142,972,512	0.001266	0.001345	\$ 7,402,908	\$ 397,439	\$ 7,800,347		
Health	4,920,067,007	927,411,658	5,847,478,665	295,493,847	295,493,847	6,142,972,512	0.000164	0.000174	958,987	51,416	1,010,403		
Assessing & collecting	4,920,067,007	927,411,658	5,847,478,665	295,493,847	295,493,847	6,142,972,512	0.000395	0.000419	2,309,754	123,812	2,433,566		
Municipal type service	1,783,966,895	791,407,936	2,575,374,831	87,901,318	87,901,318	2,663,276,149	0.001027	0.001066	2,644,910	93,703	2,738,613		
School Districts													
Tooele County - Basic	4,920,067,007	927,411,658	5,847,478,665	295,493,847	295,493,847	6,142,972,512	0.004211	0.004158	24,623,733	1,228,663	25,852,396		
Tooele County - Local	4,920,067,007	927,411,658	5,847,478,665	295,493,847	295,493,847	6,142,972,512	0.004947	0.00526	28,927,477	1,554,298	30,481,775		
Tooele County - Charter School	4,920,067,007	927,411,658	5,847,478,665	295,493,847	295,493,847	6,142,972,512	0.000138	0.000147	806,952	43,438	850,390		
State Assessing & Collecting	4,920,067,007	927,411,658	5,847,478,665	295,493,847	295,493,847	6,142,972,512	0.000012	0.000012	70,170	3,546	73,716		
Cities and Towns													
Tooele City	2,127,573,047	76,738,798	2,204,311,845	143,320,287	143,320,287	2,347,632,132	0.002763	0.003051	6,090,514	437,270	6,527,784		
Grantsville City	872,768,504	24,959,275	897,727,779	60,408,089	60,408,089	958,135,868	0.001901	0.001945	1,706,581	117,494	1,824,075		
Wendover City	45,403,226	12,967,605	58,370,831	2,355,110	2,355,110	60,725,941	0.003352	0.003388	195,659	7,979	203,638		
Stockton Town	40,948,459	4,609,981	45,558,440	51,277	51,277	45,609,717	0.003380	0.004264	153,988	219	154,207		
Vernon Town	13,979,526	2,825,522	16,805,048	16,717	16,717	16,821,765	0.000462	0.000592	7,764	10	7,774		
Rush Valley Town	35,427,350	13,902,541	49,329,891	1,441,049	1,441,049	50,770,940	0.000626	0.000805	30,881	1,160	32,041		
Other Districts													
Lakepoint Improvement District	233,297,121	13,740,862	247,037,983	6,398,311	6,398,311	253,436,294	0.000117	0.000121	28,903	774	29,677		
Stansbury Park Improvement District	816,502,602	15,608,077	832,110,679	5,247,427	5,247,427	837,358,106	0.000075	0.000080	62,408	420	62,828		
Tooele Valley Mosquito Abatement District	2,509,669,990	490,588,671	3,000,258,661	114,250,725	114,250,725	3,114,509,386	0.000289	0.00030	867,075	34,275	901,350		
Stansbury Greenbelt Service Area	736,045,883	9,451,101	745,496,984	4,320,411	4,320,411	749,817,395	0.000939	0.001007	700,022	4,351	704,373		
Stansbury Recreation Service Area	736,045,883	9,451,101	745,496,984	4,320,411	4,320,411	749,817,395	0.000939	0.001007	700,022	4,351	704,373		
No. Tooele County Fire Service District	1,636,477,988	495,365,553	2,131,843,541	83,087,975	83,087,975	2,214,931,516	0.000685	0.000712	1,460,313	59,159	1,519,472		
Rush Valley Water Conservancy District	136,998,304	143,709,509	280,707,813	1,935,660	1,935,660	282,643,473	0.000056	0.000064	15,720	124	15,844		
Lakepoint Cemetery and Park Service Area	222,880,161	13,449,510	236,329,671	6,232,408	6,232,408	242,562,079	0.000275	0.000275	63,100	1,714	64,814		
No. Tooele City Special Service District	190,131,476	977,486	191,108,962	468,244	468,244	191,577,206	0.000661	0.000462	126,323	216	126,539		
South Rim Special Service District	81,611,359	2,090,330	83,701,689	912	912	83,702,601	0.000206	0.000212	17,243	-	17,243		
GRAND TOTAL									\$ 79,971,407	\$ 4,165,831	\$ 84,137,238		

Tooele County, Utah
Statement of Taxes Charged, Collected, and Distributed
For the 2021 Property Tax Year

Taxing Units	Total Taxes Charged		Upaid Taxes		Treasurer's Relief		Net Taxes Collected and Apportioned		Relocation of Personal Prop.		Fee in Lieu		Other Collections		Tax Increment		Refunds		Total Distribution	
					Abatements	Other	Total	Amount	Percent	Personal Prop.	Fee in Lieu	Misc. Collections	Delinquencies Tax	Imp/Pen	Paid		Paid			
County Funds	\$ 7,800,347	\$ 698,454	\$ 163,626	\$ 103,225	\$ 965,305	\$ 6,835,042	0.87625	\$ (3,283)	\$ 468,161	\$ 39,205	\$ 506,365	\$ 230,439	\$ 330,798	\$ 22,125	\$ 7,723,206					
General	1,010,403	90,478	21,196	24,653	136,327	874,076	0.86508	(479)	60,646	5,073	65,371	48	-	2,866	1,001,869					
Health	2,433,566	217,919	51,052	8,032	277,003	2,156,563	0.88617	(1,847)	148,215	12,542	207,200	-	-	6,905	2,515,768					
Assessing & collecting	2,738,613	428,298	47,622	2,986	478,906	2,259,707	0.82513	(1,61)	128,650	22,487	197,807	7,472	-	8,466	2,593,583					
Municipal type service																				
School Districts																				
Tooele County - Basic	25,852,396	2,322,265	544,256	399,318	3,265,839	22,586,557	0.87367	12,477	1,556,820	125,241	1,606,931	44,389	794,993	73,510	25,063,912					
Tooele County - Local	30,481,775	2,728,708	639,381	319,270	3,687,359	26,794,416	0.87903	(3,30)	1,829,150	150,159	1,931,052	53,257	1,542,286	86,376	29,129,042					
Tooele County - Charter School	850,390	76,137	17,836	20,810	114,783	735,607	0.86502	(479)	51,033	4,284	54,136	-	-	2,405	842,176					
State Assessing & Collecting	73,716	6,617	1,551	210	8,378	65,338	0.88635	117	4,501	361	5,838	-	-	209	75,946					
Cities and Towns																				
Tooele City	6,527,784	214,829	161,066	184,672	560,567	5,967,217	0.91413	(6,407)	438,178	14,935	332,948	6,249	492,467	13,683	6,246,970					
Granville City	1,824,075	55,595	40,293	393	96,281	1,727,794	0.94722	579	141,507	4,142	126,590	1,447	75,432	5,428	1,921,199					
Wendover City	203,638	58,454	-	(3,453)	55,001	148,637	0.72991	131	12,817	2,068	39,532	1,146	-	-	204,331					
Stockton Town	154,207	19,404	5,743	(3,69)	24,778	129,429	0.83932	(14)	10,379	1,192	6,968	234	-	553	147,635					
Vernon Town	7,774	548	204	-	752	7,022	0.90327	(2)	626	20	319	14	-	-	7,999					
Rush Valley Town	32,041	2,099	780	337	3,216	28,825	0.89963	(10)	2,056	86	1,594	43	-	787	31,807					
Other Districts																				
Lakewood Improvement District	29,677	631	594	71	1,296	28,381	0.95633	-	2,200	71	1,831	28	-	71	32,440					
Stansbury Park Improvement District	62,828	1,264	1,888	(17)	3,135	59,693	0.9501	(8)	4,625	157	1,724	37	1,019	338	64,871					
Tooele Valley Mosquito Abatement District	901,350	91,714	19,755	4,102	115,571	785,779	0.87178	(65)	57,244	4,019	62,286	2,212	3,915	3,031	904,529					
Stansbury Greenbelt Service Area	704,373	11,861	21,147	777	33,785	670,588	0.95204	(85)	52,077	1,779	13,497	300	12,766	3,116	722,274					
Stansbury Recreation Service Area	1,519,472	193,495	28,177	10,112	231,784	1,287,688	0.84746	(153)	76,805	7,975	122,306	4,777	9,281	4,705	1,485,412					
No. Tooele County Fire Service District	15,844	3,027	226	(44)	3,209	12,635	0.79746	(3)	510	243	496	14	-	110	13,785					
Rush Valley Water Conservancy District	64,814	1,291	1,312	175	2,778	62,036	0.95714	5	4,770	155	4,100	64	-	161	70,969					
Lakepoint Cemetery and Park Service Area	126,539	1,703	4,312	(36)	5,979	120,560	0.95275	101	11,307	234	822	10	-	775	132,259					
No. Tooele City Special Service District	17,243	476	881	-	1,357	15,886	0.92113	-	1,700	45	731	13	-	83	18,292					
South Rim Special Service District																				
GRAND TOTAL	\$ 84,137,238	\$ 7,237,128	\$ 1,794,045	\$ 1,076,001	\$ 10,107,174	\$ 74,030,064			(1)	\$ 5,116,054	\$ 398,252	\$ 5,304,138	\$ 352,493	\$ 3,289,636	\$ 81,672,545					

OTHER REPORTS



**INDEPENDENT AUDITOR’S REPORT ON INTERNAL CONTROL OVER FINANCIAL REPORTING
AND ON COMPLIANCE AND OTHER MATTERS BASED ON AN AUDIT OF FINANCIAL STATEMENTS
PERFORMED IN ACCORDANCE WITH *GOVERNMENT AUDITING STANDARDS***

To the Tooele County Council
Tooele County
Tooele, Utah

We have audited, in accordance with the auditing standards generally accepted in the United States of America and the standards applicable to financial audits contained in *Government Auditing Standards* issued by the Comptroller General of the United States, the financial statements of the governmental activities, the business-type activities, the aggregate discretely presented component unit, each major fund, and the aggregate remaining fund information of Tooele County, Utah (the County), as of and for the year ended December 31, 2021, and the related notes to the financial statements, which collectively comprise the County’s basic financial statements and have issued our report thereon dated June 29, 2022.

Internal Control over Financial Reporting

In planning and performing our audit of the financial statements, we considered the County’s internal control over financial reporting (internal control) to determine the audit procedures that are appropriate in the circumstances for the purpose of expressing our opinions on the financial statements, but not for the purpose of expressing an opinion on the effectiveness of the County’s internal control. Accordingly, we do not express an opinion on the effectiveness of the County’s internal control.

A deficiency in internal control exists when the design or operation of a control does not allow management or employees, in the normal course of performing their assigned functions, to prevent, or detect and correct, misstatements on a timely basis. A material weakness is a deficiency, or a combination of deficiencies, in internal control, such that there is a reasonable possibility that a material misstatement of the entity’s financial statements will not be prevented, or detected and corrected, on a timely basis. A significant deficiency is a deficiency, or a combination of deficiencies, in internal control that is less severe than a material weakness, yet important enough to merit attention by those charged with governance.

Our consideration of internal control was for the limited purpose described in the first paragraph of this section and was not designed to identify all deficiencies in internal control that might be material weaknesses or significant deficiencies. Given these limitations, during our audit we did not identify any deficiencies in internal control that we consider to be material weaknesses. However, material weaknesses may exist that have not been identified.

Compliance and Other Matters

As part of obtaining reasonable assurance about whether the County’s financial statements are free from material misstatement, we performed tests of its compliance with certain provisions of laws, regulations, contracts, and grant agreements, noncompliance with which could have a direct and material effect on the determination of financial statement amounts. However, providing an opinion on compliance with those provisions was not an objective of our audit, and accordingly, we do not express such an opinion. The results of our tests disclosed no instance of noncompliance or other matters that are required to be reported under *Government Auditing Standards*.

Purpose of this Report

The purpose of this report is solely to describe the scope of our testing of internal control and compliance and the results of that testing, and not to provide an opinion on the effectiveness of the entity’s internal control or on compliance. This report is an integral part of an audit performed in accordance with *Government Auditing Standards* in considering the entity’s internal control and compliance. Accordingly, this communication is not suitable for any other purpose.

Larson & Company, PC

Larson & Company, PC
Spanish Fork, Utah
June 29, 2022

INDEPENDENT AUDITOR'S REPORT ON COMPLIANCE FOR EACH MAJOR PROGRAM AND ON INTERNAL CONTROL OVER COMPLIANCE REQUIRED BY THE UNIFORM GUIDANCE

To the Tooele County Council
Tooele County
Tooele, Utah

Report on Compliance for Each Major Federal Program

Opinion on Compliance for Each Major Federal Program

We have audited Tooele County, Utah's compliance with the types of compliance requirements described in the *OMB Compliance Supplement* that could have a direct and material effect on each of its's major federal programs for the year ended December 31, 2021. Tooele County's major federal programs are identified in the summary of auditor's results section of the accompanying schedule of findings and questioned costs.

In our opinion, Tooele County complied, in all material respects, with the compliance requirements referred to above that could have a direct and material effect on its major federal programs for the year ended December 31, 2021.

Basis for Opinion on Each Major Federal Program

We conducted our audit of compliance in accordance with auditing standards general accepted in the United States of America (GAAS); the standards applicable to financial audits contained in *Governments Auditing Standards* issued by the Comptroller General of the United States (*Government Auditing Standards*); and the audit requirements of Title 2 U. S. *Code of Federal Regulations* Part 200, *Uniform Administrative Requirements, Cost Principles, and Audit Requirements for Federal Awards* (Uniform Guidance). Our responsibilities under those standards and the Uniform Guidance are further described in the Auditor's Responsibilities for the Audit of Compliance section of our report.

We are required to be independent of Tooele County and to meet our other ethical responsibilities, in accordance with relevant ethical requirements relating to our audit. We believe that the audit evidence we have obtained is sufficient and appropriate to provide a basis for our opinion on compliance for each major federal program. Our audit does not provide a legal determination of Tooele County's compliance with the compliance requirements referred to above.

Responsibilities of Management for Compliance

Management is responsible for compliance with the requirements referred to above and for the design, implementation, and maintenance of effective internal control over compliance with the requirements of laws, statutes, regulations, rules and provisions of contracts or grant agreements applicable to Tooele County's major federal programs.

Auditor's Responsibilities for the Audit of Compliance

Our objectives are to obtain reasonable assurance about whether material noncompliance with the compliance requirements referred to above occurred, whether due to fraud or error, and express an opinion on Tooele County's compliance based on our audit. Reasonable assurance is a high level of assurance but is not absolute assurance and therefore is not a guarantee that an audit conducted in accordance with GAAS, *Government Auditing Standards*, and the Uniform Guidance will always detect material noncompliance when it exists. The risk of not detecting material noncompliance resulting from fraud is higher than for that resulting from error, as fraud may involve collusion, forgery, intentional omissions, misrepresentations, or the override of internal control. Noncompliance with the compliance requirements referred to above is considered material, if there is a substantial likelihood that, individually or in the aggregate, it would influence the judgment made by a reasonable user of the report on compliance about Tooele County's compliance with the requirements of each major federal program.

In performing an audit in accordance with GAAS, *Government Auditing Standards*, and the Uniform Guidance, we:

- Exercise professional judgment and maintain professional skepticism throughout the audit.
- Identify and assess the risks of material noncompliance, whether due to fraud or error, and design and perform audit procedures responsive to those risks. Such procedures include examining, on a test basis, evidence regarding Tooele County's compliance with the compliance requirements referred to above and performing such other procedures as we considered necessary in the circumstances.
- Obtain an understanding of Tooele County's internal control over compliance relevant to the audit in order to design audit procedures that are appropriate in the circumstances and to test and report on internal control over compliance in accordance with the Uniform Guidance, but not for the purpose of expressing an opinion on the effectiveness of Tooele County's internal control over compliance. Accordingly, no such opinion is expressed.

We are required to communicate with those charged with governance regarding, among other matters, the planned scope and timing of the audit and any significant deficiencies in material weaknesses in internal control over compliance that we identified during the audit.

Report on Internal Control Over Compliance

Our consideration of internal control over compliance was for the limited purpose described in the Auditor's Responsibilities for the Audit of Compliance section above and was not designed to identify all deficiencies in internal control over compliance that might be material weaknesses or significant deficiencies in internal control over compliance. Given these limitations, during our audit we did not identify any deficiencies in internal control over compliance that we consider to be material weaknesses, as defined above. However, material weaknesses or significant deficiencies in internal control over compliance may exist that were not identified.

A deficiency in internal control over compliance exists when the design or operation of a control over compliance does not allow management or employees, in the normal course of performing their assigned functions, to prevent, or detect and correct, noncompliance with a type of compliance requirement of a federal program on a timely basis. *A material weakness in internal control over compliance* is a deficiency, or combination of deficiencies, in internal control over compliance, such that there is a reasonable possibility that material noncompliance with a type of compliance requirement of a federal program will not be prevented, or detected and corrected, on a timely basis. *A significant deficiency in internal control over compliance* is a deficiency, or a combination of deficiencies, in internal control over compliance with a type of compliance requirement of a federal program that is less severe than a material weakness in internal control over compliance, yet important enough to merit attention by those charged with governance.

Our audit was not designed for the purpose of expressing an opinion on the effectiveness of internal control over compliance. Accordingly, no such opinion in expressed.

The purpose of this report on internal control over compliance is solely to describe the scope of our testing of internal control over compliance and the results of that testing based on the requirements of the Uniform Guidance. Accordingly, this report is not suitable for any other purpose.

Larson & Company, PC

Larson & Company, PC

Spanish Fork, Utah

June 29, 2022

Tooele County, Utah
Schedule of Expenditures of Federal Awards
For the Year Ended December 31, 2021

Federal Grantor/Pass-Through Grantor/Program Title	Federal CFDA Number	Direct or Pass-Through Grant Number	Grant Expend- itures	Expenditures to Subrecipients
U.S. Department of Health and Human Services				
<i>Passed Through Utah Department of Human Services</i>				
Title VII, Long-term Care Ombudsman Services for Older Individuals	93.042	A03145	\$ 4,800	
Title III, PT F, Disease Prevention and Health Promo Services	93.043	A03145	7,743	
Title III, Part B, Grants for Supportive Services and Seniors - AAD/PDS	93.044	A03145	70,490	
Title III, Part C, Nutrition Services - HDM & CMM	93.045	A03145	129,545	
Special Programs for the Aging, Title IV, and Title II, Discretionary Projects	93.048	A03145	20,258	
Respite Program	93.052	A03145	49,037	
Medicare Improvements for Patients & Providers (MIPPA)	93.071	A03145	18,434	
Substance Abuse and Mental Health Services	93.243	AO3085	183,429	
* Public Health Emergency Response	93.354	222700709	1,220,336	
Activities to Support State Health Dept Response	93.391	222700140	5,471	
Well-Integrated Screening & Evaluation	93.436	222700513	14,704	
State Physical Activity & Nutrition	93.439	192700379	5,489	
TANF (Temporary Assistance for Needy Families) Prevention	93.558	2227711	55,950	
Emergency Grants to Address Mental & Substance Use	93.665	A03085	72,971	38,130
Social Service Block Grant (SSBG)	93.667	172133	88,182	35,372
Medicaid Waiver Admin (AMW)	93.778	A03195	11,447	
State Health Insurance Assistance Program (SHIP)	93.779	A03145	29,647	
Opioid STR	93.788	AO3085	65,258	3,641
Block Grants for Community Mental Health Services	93.958	AO3085	25,284	25,284
Block Grants for Prevention and Treatment of Substance Abuse	93.959	AO3085	706,840	598,186
<i>Passed Through Utah Department of Health</i>				
Elderly Feeding, NSIP (Cash-in-Lieu)	93.053	A03145	25,100	
Public Health Emergency Preparedness	93.069	222700217	207,306	
TB Control	93.116	202700582	1,000	
Title V Sexual Risk Avoidance Education	93.235	222700789	62,622	
Immunization Cooperative Agreements	93.268	192701012, 212701517, 202701058	669,101	
Epidemiology & Lab Capacity of Infectious Disease	93.323	202700955, 212700326, 222700053, 202700511	580,652	
State Tobacco Control Program	93.387	212700251	227,859	76,625
EPICC 1815	93.426	192700379	16,973	
EPICC 1817	93.435	192700379	45,241	
Consumer Education & Assistance	93.778	202700936 & 212702234	120,918	
Breast & Cervical Cancer Screening	93.898	212702459	2,124	
HIV Prevention	93.94	192700668, 182700669	8,622	
Arthritis	93.945	192700280	4,810	
Prevention Block Grant	93.991	212700682, 222700493	54,098	
MCH Injury	93.994	212700509	40,241	
Total U.S. Department of Health and Human Services			<u>4,851,980</u>	<u>777,238</u>
U.S. Federal Emergency Management Agency				
<i>Passed Through Utah Department of Public Safety</i>				
Emergency Management Program Grant	97.042	EMPG-2021-051-01	43,800	
Building Resilient Infrastructure & Communities	97.047	DMC-PL-08-UT-2018-009	20,443	
Homeland Security Grant	97.067	DEM-2019-SHSP-002, DEM-2020-SHSP-002, DEM-2021-SHSP-002	61,757	37,266
Total U.S. Federal Emergency Management Agency			<u>126,000</u>	<u>37,266</u>
U.S. Department of Agriculture				
<i>Passed Through Utah Department of Health</i>				
Women, Infants, and Children - vouchers	10.557	152700146	425,619	
Watershed Protection and Flood Prevention - NRCS				
PL566 Skull Valley Goshutes Watershed Plan- EA	10.904	GTR-6000007189	85,536	85,536
Total U.S. Department of Agriculture			<u>511,154</u>	<u>85,536</u>

Tooele County, Utah
Schedule of Expenditures of Federal Awards - continued
For the Year Ended December 31, 2021

Federal Grantor/Pass-Through Grantor/Program Title	Federal CFDA Number	Direct or Pass-Through Grant Number	Grant Expend- itures	Expenditures to Subrecipients
U.S. Department of Treasury				
<i>Passed Through Utah Department of Health</i>				
* Coronavirus Relief Funds	21.019	202700013, 212700091, 222700242, 202700755	118,840	
<i>Passed Through Utah State Treasurer</i>				
* Coronavirus Relief Funds	21.019		1,242,543	
Total U.S. Department of Treasury			<u>1,361,383</u>	
U.S. Department of Justice				
Bulletproof Vest Program	16.607	OMB#1121-0235	5,537	
<i>Passed Through the Utah Department of Human Services</i>				
Harold Rogers Prescription Drug Monitoring Program	16.754	212700682	25,012	
<i>Passed Through the Utah Department of Highway Safety</i>				
VOCA - Victim of Crime Act	16.575	20/21VOCA	138,767	
Total U.S. Department of Justice			<u>169,316</u>	
U.S. Department of Interior				
<i>Passed through the State of Utah from the Division of Finance</i>				
Secure Rural Schools, Title III	15.234		62,106	
Total U.S. Department of Interior			<u>62,106</u>	
U.S. Environmental Protection Agency				
<i>Passed Through Utah Department of Health</i>				
Capitalization Grants for Drinking Water	66.468	210358, 212701	35,084	
Performance Partnership Grants	66.605	210358, 212701	6,000	
Total U.S. Environmental Protection Agency			<u>41,084</u>	
U.S. Department of Transportation				
<i>Passed Through The State of Utah</i>				
Airport Improvement Program & COVID-19 Programs	20.106	49-0046-036-2021, 3-49-	589,285	
Formula Grants for Rural Areas & Tribal Transit Program	20.509	219174	64,484	
Enhanced Mobility of Seniors and Individuals with Disabilities	20.513	198802	35,803	
Total U.S. Department of Transportation			<u>689,572</u>	
U.S. Department of Housing and Urban Development				
<i>Passed Through Utah Department of Community Development and Culture</i>				
Community Development Block Grants	14.228	B-20-DC-49-0001	48,589	48,589
Total U.S. Department of Housing and Urban Development			<u>48,589</u>	<u>48,589</u>
Total Federal Expenditures			\$ 7,861,185	948,630

* major program

Tooele County, Utah
Notes to Schedule of Expenditures of Federal Awards
For the Year Ended December 31, 2021

Note A - Basis of Presentation

The accompanying schedule of expenditures of federal awards (the Schedule) includes the federal award activity of Tooele County, Utah under programs of the federal government for the year ended December 31, 2021. The information in this Schedule is presented in accordance with the requirements of *Title 2 U.S. Code of Federal Regulations Part 200, Uniform Administrative Requirements, Cost Principles, and Audit Requirements for Federal Awards* (Uniform Guidance). Because the Schedule presents only a selected portion of the operations of Tooele County, Utah, it is not intended to and does not present the net position, or statement of activities of Tooele County, Utah.

Expenditures reported on the Schedule are reported on the accrual basis of accounting. Such expenditures are recognized following the cost principles contained in the Uniform Guidance, wherein certain types of expenditures are not allowable or are limited as to reimbursement.

Tooele County, Utah has elected to use the 10 percent de minimis indirect cost rate as allowed under the Uniform Guidance

Section I – Summary of Auditor’s Results

Financial Statements

Type of auditor’s report issued on the governmental activities, business-type activities, each major fund, discretely presented component units, and the aggregate remaining fund information Unmodified

Internal Control over financial reporting:

Material weakness identified	None reported
Significant deficiencies identified not considered to be material weaknesses	None reported

Noncompliance material to financial statements noted? No

Federal Awards

Internal control over major programs:

Material weakness identified	No
Significant deficiencies identified not considered to be material weaknesses	None reported

Type of auditor’s report issued on compliance for major programs Unmodified

Any findings disclosed that are required to be reported in accordance with Uniform Guidance 2 CFR 200.516 No

Identification of major programs:

<u>Name of federal program or cluster</u>	<u>CFDA Number</u>
CARES Act	21.020
Public Health Emergency Response	93.354

Dollar threshold used to distinguish between Type A and Type B programs \$750,000

Auditee qualified as a low-risk auditee? Yes

Section II – Financial Statement Findings

No financial statement findings to report.

Section III – Federal Award Findings and Questioned Costs

No federal award findings to report.



INDEPENDENT AUDITOR’S REPORT ON COMPLIANCE AND ON INTERNAL CONTROL OVER COMPLIANCE AS REQUIRED BY THE STATE COMPLIANCE AUDIT GUIDE

To the Tooele County Commission
Tooele County
Tooele, Utah

Report on Compliance

We have audited Tooele County (the County) compliance with the following applicable state compliance requirements described in the State Compliance Audit Guide, issued by the Office of the State Auditor, for the year ended December 31, 2021.

- Budgetary Compliance
Justice Courts
Open and Public Meetings Act
Cash Management
Public Treasurer’s Bond
Enterprise Fund Transfers
Fund Balance
Restricted Taxes and Related Restricted Revenue
Utah Retirement Systems
Fraud Risk Assessment
Tax Levy Revenue
Governmental Fees

Management’s Responsibility

Management is responsible for compliance with the state requirements referred to above.

Auditor’s Responsibility

Our responsibility is to express an opinion on the County’s compliance based on our audit of the state compliance requirements referred to above. We conducted our audit of compliance in accordance with auditing standards generally accepted in the United States of America; the standards applicable to financial audits contained in Government Auditing Standards, issued by the Comptroller General of the United States; and the State Compliance Audit Guide. Those standards and the State Compliance Audit Guide require that we plan and perform the audit to obtain reasonable assurance about whether noncompliance with the state compliance requirements referred to above that could have a direct and material effect on a state compliance requirement occurred. An audit includes examining, on a test basis, evidence about the County’s compliance with those requirements and performing such other procedures as we considered necessary in the circumstances.

We believe that our audit provides a reasonable basis for our opinion on compliance for each state compliance requirement referred to above. However, our audit does not provide a legal determination of the County’s compliance with those requirements.

Opinion on Compliance

In our opinion, the county complied, in all material respects, with the state compliance requirements referred to above for the year ended December 31, 2021

Other Matters

The results of our auditing procedures disclosed instances of noncompliance, which are required to be reported in accordance with the State Compliance Audit Guide and which are described in the accompanying schedule of findings and recommendations as item SC 2021.1. Our opinion on compliance is not modified with respect to these matters.

The County's responses to the noncompliance findings identified in our audit are described in the accompanying schedule of findings. The County's responses were not subjected to the auditing procedures applied in the audit of compliance and, accordingly, we express no opinion on the responses.

Report on Internal Control over Compliance

Management of the County is responsible for establishing and maintaining effective internal control over compliance with the state compliance requirements referred to above. In planning and performing our audit of compliance, we considered the County's internal control over compliance with the state compliance requirements referred to above to determine the audit procedures that are appropriate in the circumstances for the purpose of expressing an opinion on compliance with those state compliance requirements and to test and report on internal control over compliance with the State Compliance Audit Guide, but not for the purpose of expressing an opinion on the effectiveness of internal control over compliance. Accordingly, we do not express an opinion on the effectiveness of the County's internal control over compliance.

A deficiency in internal control over compliance exists when the design or operation of a control over compliance does not allow management or employees, in the normal course of performing their assigned functions, to prevent or to detect and correct noncompliance with a state compliance requirement on a timely basis. A material weakness in internal control over compliance is a deficiency, or combination of deficiencies, in internal control over compliance, such that there is a reasonable possibility that material noncompliance with a state compliance requirement will not be prevented or detected and corrected on a timely basis. A significant deficiency in internal control over compliance is a deficiency, or a combination of deficiencies, in internal control over compliance with a state compliance requirement that is less severe than a material weakness in internal control over compliance, yet important enough to merit attention by those charged with governance.

Our consideration of internal control over compliance was for the limited purpose described in the first paragraph of this section and was not designed to identify all deficiencies in internal control over compliance that might be material weaknesses or significant deficiencies and therefore, material weaknesses or significant deficiencies may exist that were not identified. We did not identify any deficiencies in internal control over compliance that we consider to be material weaknesses. However, material weaknesses may exist that have not been identified.

The purpose of this report on internal control over compliance is solely to describe the scope of our testing of internal control and compliance and the results of that testing based on the requirements of the State Compliance Audit Guide. Accordingly, this report is not suitable for any other purpose.

Larson & Company, PC

Larson & Company, PC

Spanish Fork, Utah
June 29, 2022

State Compliance Findings

Current year findings:

SC 2021.1: Deposit and Investment Report

Criteria:

Utah Code 51-7-15(3) “A public treasurer shall file a written report with the council on or before January 31, and July 31 of each year. The report shall contain the information about the deposits and investments of that public treasurer during the preceding six months ending December 31, and June 30.”

Condition: Two accounts were missing in the deposit and investment report that was submitted to the state.

Cause: Oversight by management and staff.

Effect: The County is not in compliance with Utah State Code.

Recommendation: We recommend that management review that all deposits and investments are included before submitting the report to the state.

Management response: Management is aware of the deposit and investment report finding and has corrected the finding prior to the issuance of this report.

Status of prior year findings

SC 2020-1: General Unrestricted Fund Balance

Criteria: Utah Code 17-36-16.2” The maximum accumulated unappropriated surplus in the county general fund, as determined prior to adoption of the tentative budget, may not exceed an amount equal to 50% of the total revenues of the county general fund for the current fiscal period; and the estimated total revenues from property taxes for the current fiscal period.”

Condition: Tooele County’s unrestricted general fund balance exceeded both an amount equal to 50% of the total revenues of the general fund and an amount equal to the estimated total revenues from property taxes for the current fiscal period.

Status of finding: Finding appears to be addressed and corrected in current period