

2022 Primary Election Post-Canvass Report

Prepared by Tracy Shaw, Tooele County Clerk
July 11, 2022

As required by State code, the following is the Post-Canvass Report of the 2022 Primary Election:

1. Ballots counted: 7639

Please see the attached results summaries for an outline of the ballots counted, the names of all candidates that appeared on the ballot, and the results from each voting precinct.

2. Ballots rejected: 131


Signature did not match the voter record, action taken by voter to cure & counted: 64

Signature did not match the voter record, no action taken by voter to cure: 35


Ballots arriving after the deadlines outlined in State code: 32

3. Election Affidavit


We, the Board of Canvassers, declare the 2022 Primary Election certified:

 July 11 2022


Jared Hamner (date)

 July 11, 2022

Scott Wardle (date)

 11 July '22

Tom Tripp (date)

 7/11/22

Tye Hoffmann (date)

 11 July 22

Kendall Thomas (date)

 7-11-22

Tracy Shaw (date)
Election Officer

STATISTICS

	TOTAL
Registered Voters - Total	19,084
Ballots Cast - Total	7,639
Voter Turnout - Total	40.03%

Republican for U.S. Senate

Vote For 1

	TOTAL	VOTE %
MIKE LEE	5,079	69.04%
BECKY EDWARDS	1,610	21.88%
ALLY ISOM	668	9.08%
Total Votes Cast	7,357	100.00%

Republican for U.S. House District 2

Vote For 1

	TOTAL	VOTE %
CHRIS STEWART	5,660	77.60%
ERIN RIDER	1,634	22.40%
Total Votes Cast	7,294	100.00%

Republican for State House District 29

Vote For 1

	TOTAL	VOTE %
BRIDGER BOLINDER	2,704	75.36%
MARK A. HUNTSMAN	884	24.64%
Total Votes Cast	3,588	100.00%

Lake Point City Council 3 Yr

Vote For 3

	TOTAL	VOTE %
RYAN ZUMWALT	398	21.98%
DAN THE LAKE POINT MAN!	338	18.66%
JONATHAN DEE GARRARD	259	14.30%
RICHARD E.B. CUNNINGHAM	249	13.75%
KIM CLAUSING	208	11.49%
HERBERT DAVILA	192	10.60%
CHRISTINE JONES	167	9.22%
Total Votes Cast	1,811	100.00%

Lake Point City Council 1 Yr

Vote For 2

	TOTAL	VOTE %
DOYLE GARRARD	309	24.90%
KATHLEEN VONHATTEN	246	19.82%
GWEN RUEBUSH	241	19.42%
JAMIE OLSON	223	17.97%
NICK PHILLIPS	123	9.91%
ANDREA CRANNEY NELSON	99	7.98%
Total Votes Cast	1,241	100.00%

EC01

STATISTICS

	TOTAL
Registered Voters - Total	208
Ballots Cast - Total	92
Voter Turnout - Total	44.23%

Republican for U.S. Senate

Vote For 1

	TOTAL	VOTE %
MIKE LEE	70	76.09%
BECKY EDWARDS	11	11.96%
ALLY ISOM	11	11.96%
Total Votes Cast	92	100.00%

Republican for U.S. House District 2

Vote For 1

	TOTAL	VOTE %
CHRIS STEWART	83	91.21%
ERIN RIDER	8	8.79%
Total Votes Cast	91	100.00%

EC03:2

STATISTICS

	TOTAL
Registered Voters - Total	184
Ballots Cast - Total	77
Voter Turnout - Total	41.85%

Republican for U.S. Senate

Vote For 1

	TOTAL	VOTE %
MIKE LEE	65	84.42%
ALLY ISOM	7	9.09%
BECKY EDWARDS	5	6.49%
Total Votes Cast	77	100.00%

Republican for U.S. House District 2

Vote For 1

	TOTAL	VOTE %
CHRIS STEWART	68	88.31%
ERIN RIDER	9	11.69%
Total Votes Cast	77	100.00%

EC04:2

STATISTICS

	TOTAL
Registered Voters - Total	38
Ballots Cast - Total	19
Voter Turnout - Total	50.00%

Republican for U.S. Senate

Vote For 1

	TOTAL	VOTE %
MIKE LEE	15	78.95%
BECKY EDWARDS	4	21.05%
ALLY ISOM	0	0.00%
Total Votes Cast	19	100.00%

Republican for U.S. House District 2

Vote For 1

	TOTAL	VOTE %
CHRIS STEWART	17	89.47%
ERIN RIDER	2	10.53%
Total Votes Cast	19	100.00%

LC01

STATISTICS

	TOTAL
Registered Voters - Total	230
Ballots Cast - Total	103
Voter Turnout - Total	44.78%

Republican for U.S. Senate

Vote For 1

	TOTAL	VOTE %
MIKE LEE	67	65.69%
ALLY ISOM	18	17.65%
BECKY EDWARDS	17	16.67%
Total Votes Cast	102	100.00%

Republican for U.S. House District 2

Vote For 1

	TOTAL	VOTE %
CHRIS STEWART	81	78.64%
ERIN RIDER	22	21.36%
Total Votes Cast	103	100.00%

SP01

STATISTICS

	TOTAL
Registered Voters - Total	416
Ballots Cast - Total	154
Voter Turnout - Total	37.02%

Republican for U.S. Senate

Vote For 1

	TOTAL	VOTE %
MIKE LEE	103	67.32%
BECKY EDWARDS	43	28.10%
ALLY ISOM	7	4.58%
Total Votes Cast	153	100.00%

Republican for U.S. House District 2

Vote For 1

	TOTAL	VOTE %
CHRIS STEWART	116	75.82%
ERIN RIDER	37	24.18%
Total Votes Cast	153	100.00%

SP02

STATISTICS

	TOTAL
Registered Voters - Total	384
Ballots Cast - Total	154
Voter Turnout - Total	40.10%

Republican for U.S. Senate

Vote For 1

	TOTAL	VOTE %
MIKE LEE	92	59.74%
BECKY EDWARDS	50	32.47%
ALLY ISOM	12	7.79%
Total Votes Cast	154	100.00%

Republican for U.S. House District 2

Vote For 1

	TOTAL	VOTE %
CHRIS STEWART	110	72.37%
ERIN RIDER	42	27.63%
Total Votes Cast	152	100.00%

SP09:1

STATISTICS

	TOTAL
Registered Voters - Total	279
Ballots Cast - Total	116
Voter Turnout - Total	41.58%

Republican for U.S. Senate

Vote For 1

	TOTAL	VOTE %
MIKE LEE	80	68.97%
BECKY EDWARDS	25	21.55%
ALLY ISOM	11	9.48%
Total Votes Cast	116	100.00%

Republican for U.S. House District 2

Vote For 1

	TOTAL	VOTE %
CHRIS STEWART	84	73.68%
ERIN RIDER	30	26.32%
Total Votes Cast	114	100.00%

SP09:2

STATISTICS

	TOTAL
Registered Voters - Total	0
Ballots Cast - Total	0
Voter Turnout - Total	0.00%

Republican for U.S. Senate

Vote For 1

	TOTAL	VOTE %
BECKY EDWARDS	0	
ALLY ISOM	0	
MIKE LEE	0	
Total Votes Cast	0	

Republican for U.S. House District 2

Vote For 1

	TOTAL	VOTE %
ERIN RIDER	0	
CHRIS STEWART	0	
Total Votes Cast	0	

SP09:3

STATISTICS

	TOTAL
Registered Voters - Total	0
Ballots Cast - Total	0
Voter Turnout - Total	0.00%

Republican for U.S. Senate

Vote For 1

	TOTAL	VOTE %
BECKY EDWARDS	0	
ALLY ISOM	0	
MIKE LEE	0	
Total Votes Cast	0	

Republican for U.S. House District 2

Vote For 1

	TOTAL	VOTE %
ERIN RIDER	0	
CHRIS STEWART	0	
Total Votes Cast	0	

SP10

STATISTICS

	TOTAL
Registered Voters - Total	240
Ballots Cast - Total	123
Voter Turnout - Total	51.25%

Republican for U.S. Senate

Vote For 1

	TOTAL	VOTE %
MIKE LEE	72	58.54%
BECKY EDWARDS	30	24.39%
ALLY ISOM	21	17.07%
Total Votes Cast	123	100.00%

Republican for U.S. House District 2

Vote For 1

	TOTAL	VOTE %
CHRIS STEWART	88	73.95%
ERIN RIDER	31	26.05%
Total Votes Cast	119	100.00%

ST02:3U

STATISTICS

	TOTAL
Registered Voters - Total	0
Ballots Cast - Total	0
Voter Turnout - Total	0.00%

Republican for U.S. Senate

Vote For 1

	TOTAL	VOTE %
BECKY EDWARDS	0	
ALLY ISOM	0	
MIKE LEE	0	
Total Votes Cast	0	

Republican for U.S. House District 2

Vote For 1

	TOTAL	VOTE %
ERIN RIDER	0	
CHRIS STEWART	0	
Total Votes Cast	0	

TC01

STATISTICS

	TOTAL
Registered Voters - Total	374
Ballots Cast - Total	197
Voter Turnout - Total	52.67%

Republican for U.S. Senate

Vote For 1

	TOTAL	VOTE %
MIKE LEE	122	61.93%
BECKY EDWARDS	54	27.41%
ALLY ISOM	21	10.66%
Total Votes Cast	197	100.00%

Republican for U.S. House District 2

Vote For 1

	TOTAL	VOTE %
CHRIS STEWART	140	71.79%
ERIN RIDER	55	28.21%
Total Votes Cast	195	100.00%

TC02

STATISTICS

	TOTAL
Registered Voters - Total	231
Ballots Cast - Total	114
Voter Turnout - Total	49.35%

Republican for U.S. Senate

Vote For 1

	TOTAL	VOTE %
MIKE LEE	65	57.02%
BECKY EDWARDS	37	32.46%
ALLY ISOM	12	10.53%
Total Votes Cast	114	100.00%

Republican for U.S. House District 2

Vote For 1

	TOTAL	VOTE %
CHRIS STEWART	74	65.49%
ERIN RIDER	39	34.51%
Total Votes Cast	113	100.00%

TC03:1

STATISTICS

	TOTAL
Registered Voters - Total	460
Ballots Cast - Total	211
Voter Turnout - Total	45.87%

Republican for U.S. Senate

Vote For 1

	TOTAL	VOTE %
MIKE LEE	132	62.56%
BECKY EDWARDS	56	26.54%
ALLY ISOM	23	10.90%
Total Votes Cast	211	100.00%

Republican for U.S. House District 2

Vote For 1

	TOTAL	VOTE %
CHRIS STEWART	153	73.21%
ERIN RIDER	56	26.79%
Total Votes Cast	209	100.00%

TC03:2U

STATISTICS

	TOTAL
Registered Voters - Total	12
Ballots Cast - Total	9
Voter Turnout - Total	75.00%

Republican for U.S. Senate

Vote For 1

	TOTAL	VOTE %
MIKE LEE	9	100.00%
BECKY EDWARDS	0	0.00%
ALLY ISOM	0	0.00%
Total Votes Cast	9	100.00%

Republican for U.S. House District 2

Vote For 1

	TOTAL	VOTE %
CHRIS STEWART	9	100.00%
ERIN RIDER	0	0.00%
Total Votes Cast	9	100.00%

TC04

STATISTICS

	TOTAL
Registered Voters - Total	368
Ballots Cast - Total	179
Voter Turnout - Total	48.64%

Republican for U.S. Senate

Vote For 1

	TOTAL	VOTE %
MIKE LEE	126	70.39%
BECKY EDWARDS	39	21.79%
ALLY ISOM	14	7.82%
Total Votes Cast	179	100.00%

Republican for U.S. House District 2

Vote For 1

	TOTAL	VOTE %
CHRIS STEWART	144	80.45%
ERIN RIDER	35	19.55%
Total Votes Cast	179	100.00%

TC05

STATISTICS

	TOTAL
Registered Voters - Total	298
Ballots Cast - Total	119
Voter Turnout - Total	39.93%

Republican for U.S. Senate

Vote For 1

	TOTAL	VOTE %
MIKE LEE	82	70.09%
BECKY EDWARDS	27	23.08%
ALLY ISOM	8	6.84%
Total Votes Cast	117	100.00%

Republican for U.S. House District 2

Vote For 1

	TOTAL	VOTE %
CHRIS STEWART	96	81.36%
ERIN RIDER	22	18.64%
Total Votes Cast	118	100.00%

TC06

STATISTICS

	TOTAL
Registered Voters - Total	329
Ballots Cast - Total	123
Voter Turnout - Total	37.39%

Republican for U.S. Senate

Vote For 1

	TOTAL	VOTE %
MIKE LEE	84	68.29%
BECKY EDWARDS	22	17.89%
ALLY ISOM	17	13.82%
Total Votes Cast	123	100.00%

Republican for U.S. House District 2

Vote For 1

	TOTAL	VOTE %
CHRIS STEWART	93	76.23%
ERIN RIDER	29	23.77%
Total Votes Cast	122	100.00%

TC07

STATISTICS

	TOTAL
Registered Voters - Total	263
Ballots Cast - Total	100
Voter Turnout - Total	38.02%

Republican for U.S. Senate

Vote For 1

	TOTAL	VOTE %
MIKE LEE	65	65.66%
BECKY EDWARDS	27	27.27%
ALLY ISOM	7	7.07%
Total Votes Cast	99	100.00%

Republican for U.S. House District 2

Vote For 1

	TOTAL	VOTE %
CHRIS STEWART	74	74.75%
ERIN RIDER	25	25.25%
Total Votes Cast	99	100.00%

TC08

STATISTICS

	TOTAL
Registered Voters - Total	305
Ballots Cast - Total	106
Voter Turnout - Total	34.75%

Republican for U.S. Senate

Vote For 1

	TOTAL	VOTE %
MIKE LEE	91	85.85%
BECKY EDWARDS	12	11.32%
ALLY ISOM	3	2.83%
Total Votes Cast	106	100.00%

Republican for U.S. House District 2

Vote For 1

	TOTAL	VOTE %
CHRIS STEWART	91	85.85%
ERIN RIDER	15	14.15%
Total Votes Cast	106	100.00%

TC09

STATISTICS

	TOTAL
Registered Voters - Total	299
Ballots Cast - Total	103
Voter Turnout - Total	34.45%

Republican for U.S. Senate

Vote For 1

	TOTAL	VOTE %
MIKE LEE	80	77.67%
BECKY EDWARDS	19	18.45%
ALLY ISOM	4	3.88%
Total Votes Cast	103	100.00%

Republican for U.S. House District 2

Vote For 1

	TOTAL	VOTE %
CHRIS STEWART	79	76.70%
ERIN RIDER	24	23.30%
Total Votes Cast	103	100.00%

TC10

STATISTICS

	TOTAL
Registered Voters - Total	316
Ballots Cast - Total	130
Voter Turnout - Total	41.14%

Republican for U.S. Senate

Vote For 1

	TOTAL	VOTE %
MIKE LEE	79	60.77%
BECKY EDWARDS	36	27.69%
ALLY ISOM	15	11.54%
Total Votes Cast	130	100.00%

Republican for U.S. House District 2

Vote For 1

	TOTAL	VOTE %
CHRIS STEWART	93	71.54%
ERIN RIDER	37	28.46%
Total Votes Cast	130	100.00%

TC11

STATISTICS

	TOTAL
Registered Voters - Total	386
Ballots Cast - Total	144
Voter Turnout - Total	37.31%

Republican for U.S. Senate

Vote For 1

	TOTAL	VOTE %
MIKE LEE	89	61.81%
BECKY EDWARDS	39	27.08%
ALLY ISOM	16	11.11%
Total Votes Cast	144	100.00%

Republican for U.S. House District 2

Vote For 1

	TOTAL	VOTE %
CHRIS STEWART	104	72.22%
ERIN RIDER	40	27.78%
Total Votes Cast	144	100.00%

TC12

STATISTICS

	TOTAL
Registered Voters - Total	332
Ballots Cast - Total	131
Voter Turnout - Total	39.46%

Republican for U.S. Senate

Vote For 1

	TOTAL	VOTE %
MIKE LEE	101	77.10%
BECKY EDWARDS	21	16.03%
ALLY ISOM	9	6.87%
Total Votes Cast	131	100.00%

Republican for U.S. House District 2

Vote For 1

	TOTAL	VOTE %
CHRIS STEWART	115	87.79%
ERIN RIDER	16	12.21%
Total Votes Cast	131	100.00%

TC13

STATISTICS

	TOTAL
Registered Voters - Total	301
Ballots Cast - Total	74
Voter Turnout - Total	24.58%

Republican for U.S. Senate

Vote For 1

	TOTAL	VOTE %
MIKE LEE	46	62.16%
BECKY EDWARDS	19	25.68%
ALLY ISOM	9	12.16%
Total Votes Cast	74	100.00%

Republican for U.S. House District 2

Vote For 1

	TOTAL	VOTE %
CHRIS STEWART	56	75.68%
ERIN RIDER	18	24.32%
Total Votes Cast	74	100.00%

TC14

STATISTICS

	TOTAL
Registered Voters - Total	326
Ballots Cast - Total	107
Voter Turnout - Total	32.82%

Republican for U.S. Senate

Vote For 1

	TOTAL	VOTE %
MIKE LEE	63	58.88%
BECKY EDWARDS	25	23.36%
ALLY ISOM	19	17.76%
Total Votes Cast	107	100.00%

Republican for U.S. House District 2

Vote For 1

	TOTAL	VOTE %
CHRIS STEWART	83	77.57%
ERIN RIDER	24	22.43%
Total Votes Cast	107	100.00%

TC15

STATISTICS

	TOTAL
Registered Voters - Total	392
Ballots Cast - Total	100
Voter Turnout - Total	25.51%

Republican for U.S. Senate

Vote For 1

	TOTAL	VOTE %
MIKE LEE	66	66.00%
BECKY EDWARDS	23	23.00%
ALLY ISOM	11	11.00%
Total Votes Cast	100	100.00%

Republican for U.S. House District 2

Vote For 1

	TOTAL	VOTE %
CHRIS STEWART	73	73.00%
ERIN RIDER	27	27.00%
Total Votes Cast	100	100.00%

TC16

STATISTICS

	TOTAL
Registered Voters - Total	358
Ballots Cast - Total	132
Voter Turnout - Total	36.87%

Republican for U.S. Senate

Vote For 1

	TOTAL	VOTE %
MIKE LEE	82	62.12%
BECKY EDWARDS	37	28.03%
ALLY ISOM	13	9.85%
Total Votes Cast	132	100.00%

Republican for U.S. House District 2

Vote For 1

	TOTAL	VOTE %
CHRIS STEWART	97	74.05%
ERIN RIDER	34	25.95%
Total Votes Cast	131	100.00%

TC17

STATISTICS

	TOTAL
Registered Voters - Total	328
Ballots Cast - Total	82
Voter Turnout - Total	25.00%

Republican for U.S. Senate

Vote For 1

	TOTAL	VOTE %
MIKE LEE	50	60.98%
BECKY EDWARDS	23	28.05%
ALLY ISOM	9	10.98%
Total Votes Cast	82	100.00%

Republican for U.S. House District 2

Vote For 1

	TOTAL	VOTE %
CHRIS STEWART	51	62.20%
ERIN RIDER	31	37.80%
Total Votes Cast	82	100.00%

TC18

STATISTICS

	TOTAL
Registered Voters - Total	333
Ballots Cast - Total	133
Voter Turnout - Total	39.94%

Republican for U.S. Senate

Vote For 1

	TOTAL	VOTE %
MIKE LEE	95	71.43%
BECKY EDWARDS	29	21.80%
ALLY ISOM	9	6.77%
Total Votes Cast	133	100.00%

Republican for U.S. House District 2

Vote For 1

	TOTAL	VOTE %
CHRIS STEWART	102	76.69%
ERIN RIDER	31	23.31%
Total Votes Cast	133	100.00%

TC19

STATISTICS

	TOTAL
Registered Voters - Total	354
Ballots Cast - Total	127
Voter Turnout - Total	35.88%

Republican for U.S. Senate

Vote For 1

	TOTAL	VOTE %
MIKE LEE	100	78.74%
BECKY EDWARDS	25	19.68%
ALLY ISOM	2	1.57%
Total Votes Cast	127	100.00%

Republican for U.S. House District 2

Vote For 1

	TOTAL	VOTE %
CHRIS STEWART	103	82.40%
ERIN RIDER	22	17.60%
Total Votes Cast	125	100.00%

TC20

STATISTICS

	TOTAL
Registered Voters - Total	414
Ballots Cast - Total	195
Voter Turnout - Total	47.10%

Republican for U.S. Senate

Vote For 1

	TOTAL	VOTE %
MIKE LEE	144	73.85%
BECKY EDWARDS	42	21.54%
ALLY ISOM	9	4.62%
Total Votes Cast	195	100.00%

Republican for U.S. House District 2

Vote For 1

	TOTAL	VOTE %
CHRIS STEWART	164	84.10%
ERIN RIDER	31	15.90%
Total Votes Cast	195	100.00%

TC21

STATISTICS

	TOTAL
Registered Voters - Total	447
Ballots Cast - Total	168
Voter Turnout - Total	37.58%

Republican for U.S. Senate

Vote For 1

	TOTAL	VOTE %
MIKE LEE	126	75.45%
BECKY EDWARDS	32	19.16%
ALLY ISOM	9	5.39%
Total Votes Cast	167	100.00%

Republican for U.S. House District 2

Vote For 1

	TOTAL	VOTE %
CHRIS STEWART	138	82.14%
ERIN RIDER	30	17.86%
Total Votes Cast	168	100.00%

TC22

STATISTICS

	TOTAL
Registered Voters - Total	331
Ballots Cast - Total	124
Voter Turnout - Total	37.46%

Republican for U.S. Senate

Vote For 1

	TOTAL	VOTE %
MIKE LEE	85	68.55%
BECKY EDWARDS	35	28.23%
ALLY ISOM	4	3.23%
Total Votes Cast	124	100.00%

Republican for U.S. House District 2

Vote For 1

	TOTAL	VOTE %
CHRIS STEWART	97	78.86%
ERIN RIDER	26	21.14%
Total Votes Cast	123	100.00%

DG01

STATISTICS

	TOTAL
Registered Voters - Total	41
Ballots Cast - Total	13
Voter Turnout - Total	31.71%

Republican for U.S. Senate

Vote For 1

	TOTAL	VOTE %
MIKE LEE	10	76.92%
BECKY EDWARDS	2	15.38%
ALLY ISOM	1	7.69%
Total Votes Cast	13	100.00%

Republican for U.S. House District 2

Vote For 1

	TOTAL	VOTE %
CHRIS STEWART	9	69.23%
ERIN RIDER	4	30.77%
Total Votes Cast	13	100.00%

Republican for State House District 29

Vote For 1

	TOTAL	VOTE %
BRIDGER BOLINDER	8	61.54%
MARK A. HUNTSMAN	5	38.46%
Total Votes Cast	13	100.00%

DG02

STATISTICS

	TOTAL
Registered Voters - Total	15
Ballots Cast - Total	5
Voter Turnout - Total	33.33%

Republican for U.S. Senate

Vote For 1

	TOTAL	VOTE %
MIKE LEE	5	100.00%
BECKY EDWARDS	0	0.00%
ALLY ISOM	0	0.00%
Total Votes Cast	5	100.00%

Republican for U.S. House District 2

Vote For 1

	TOTAL	VOTE %
ERIN RIDER	3	60.00%
CHRIS STEWART	2	40.00%
Total Votes Cast	5	100.00%

Republican for State House District 29

Vote For 1

	TOTAL	VOTE %
BRIDGER BOLINDER	4	80.00%
MARK A. HUNTSMAN	1	20.00%
Total Votes Cast	5	100.00%

EC02:1

STATISTICS

	TOTAL
Registered Voters - Total	1
Ballots Cast - Total	0
Voter Turnout - Total	0.00%

Republican for U.S. Senate

Vote For 1

	TOTAL	VOTE %
BECKY EDWARDS	0	
ALLY ISOM	0	
MIKE LEE	0	
Total Votes Cast	0	

Republican for U.S. House District 2

Vote For 1

	TOTAL	VOTE %
ERIN RIDER	0	
CHRIS STEWART	0	
Total Votes Cast	0	

Republican for State House District 29

Vote For 1

	TOTAL	VOTE %
MARK A. HUNTSMAN	0	
BRIDGER BOLINDER	0	
Total Votes Cast	0	

EC02:2

STATISTICS

	TOTAL
Registered Voters - Total	227
Ballots Cast - Total	93
Voter Turnout - Total	40.97%

Republican for U.S. Senate

Vote For 1

	TOTAL	VOTE %
MIKE LEE	75	80.65%
BECKY EDWARDS	10	10.75%
ALLY ISOM	8	8.60%
Total Votes Cast	93	100.00%

Republican for U.S. House District 2

Vote For 1

	TOTAL	VOTE %
CHRIS STEWART	71	78.02%
ERIN RIDER	20	21.98%
Total Votes Cast	91	100.00%

Republican for State House District 29

Vote For 1

	TOTAL	VOTE %
BRIDGER BOLINDER	75	81.52%
MARK A. HUNTSMAN	17	18.48%
Total Votes Cast	92	100.00%

EC03:1

STATISTICS

	TOTAL
Registered Voters - Total	69
Ballots Cast - Total	21
Voter Turnout - Total	30.43%

Republican for U.S. Senate

Vote For 1

	TOTAL	VOTE %
MIKE LEE	18	85.71%
ALLY ISOM	3	14.29%
BECKY EDWARDS	0	0.00%
Total Votes Cast	21	100.00%

Republican for U.S. House District 2

Vote For 1

	TOTAL	VOTE %
CHRIS STEWART	20	95.24%
ERIN RIDER	1	4.76%
Total Votes Cast	21	100.00%

Republican for State House District 29

Vote For 1

	TOTAL	VOTE %
BRIDGER BOLINDER	13	61.90%
MARK A. HUNTSMAN	8	38.10%
Total Votes Cast	21	100.00%

EC04:1

STATISTICS

	TOTAL
Registered Voters - Total	171
Ballots Cast - Total	72
Voter Turnout - Total	42.11%

Republican for U.S. Senate

Vote For 1

	TOTAL	VOTE %
MIKE LEE	48	66.67%
ALLY ISOM	16	22.22%
BECKY EDWARDS	8	11.11%
Total Votes Cast	72	100.00%

Republican for U.S. House District 2

Vote For 1

	TOTAL	VOTE %
CHRIS STEWART	57	79.17%
ERIN RIDER	15	20.83%
Total Votes Cast	72	100.00%

Republican for State House District 29

Vote For 1

	TOTAL	VOTE %
BRIDGER BOLINDER	59	81.94%
MARK A. HUNTSMAN	13	18.06%
Total Votes Cast	72	100.00%

EC05

STATISTICS

	TOTAL
Registered Voters - Total	323
Ballots Cast - Total	114
Voter Turnout - Total	35.29%

Republican for U.S. Senate

Vote For 1

	TOTAL	VOTE %
MIKE LEE	72	63.16%
BECKY EDWARDS	27	23.68%
ALLY ISOM	15	13.16%
Total Votes Cast	114	100.00%

Republican for U.S. House District 2

Vote For 1

	TOTAL	VOTE %
CHRIS STEWART	83	72.81%
ERIN RIDER	31	27.19%
Total Votes Cast	114	100.00%

Republican for State House District 29

Vote For 1

	TOTAL	VOTE %
BRIDGER BOLINDER	85	74.56%
MARK A. HUNTSMAN	29	25.44%
Total Votes Cast	114	100.00%

RV01:1

STATISTICS

	TOTAL
Registered Voters - Total	161
Ballots Cast - Total	81
Voter Turnout - Total	50.31%

Republican for U.S. Senate

Vote For 1

	TOTAL	VOTE %
MIKE LEE	63	77.78%
BECKY EDWARDS	10	12.35%
ALLY ISOM	8	9.88%
Total Votes Cast	81	100.00%

Republican for U.S. House District 2

Vote For 1

	TOTAL	VOTE %
CHRIS STEWART	67	82.72%
ERIN RIDER	14	17.28%
Total Votes Cast	81	100.00%

Republican for State House District 29

Vote For 1

	TOTAL	VOTE %
BRIDGER BOLINDER	54	66.67%
MARK A. HUNTSMAN	27	33.33%
Total Votes Cast	81	100.00%

RV01:2U

STATISTICS

	TOTAL
Registered Voters - Total	42
Ballots Cast - Total	18
Voter Turnout - Total	42.86%

Republican for U.S. Senate

Vote For 1

	TOTAL	VOTE %
MIKE LEE	11	61.11%
BECKY EDWARDS	6	33.33%
ALLY ISOM	1	5.56%
Total Votes Cast	18	100.00%

Republican for U.S. House District 2

Vote For 1

	TOTAL	VOTE %
CHRIS STEWART	17	94.44%
ERIN RIDER	1	5.56%
Total Votes Cast	18	100.00%

Republican for State House District 29

Vote For 1

	TOTAL	VOTE %
BRIDGER BOLINDER	10	55.56%
MARK A. HUNTSMAN	8	44.44%
Total Votes Cast	18	100.00%

SP03:1

STATISTICS

	TOTAL
Registered Voters - Total	316
Ballots Cast - Total	97
Voter Turnout - Total	30.70%

Republican for U.S. Senate

Vote For 1

	TOTAL	VOTE %
MIKE LEE	55	56.70%
BECKY EDWARDS	31	31.96%
ALLY ISOM	11	11.34%
Total Votes Cast	97	100.00%

Republican for U.S. House District 2

Vote For 1

	TOTAL	VOTE %
CHRIS STEWART	60	62.50%
ERIN RIDER	36	37.50%
Total Votes Cast	96	100.00%

Republican for State House District 29

Vote For 1

	TOTAL	VOTE %
BRIDGER BOLINDER	66	68.04%
MARK A. HUNTSMAN	31	31.96%
Total Votes Cast	97	100.00%

SP03:2

STATISTICS

	TOTAL
Registered Voters - Total	94
Ballots Cast - Total	29
Voter Turnout - Total	30.85%

Republican for U.S. Senate

Vote For 1

	TOTAL	VOTE %
MIKE LEE	23	79.31%
BECKY EDWARDS	6	20.69%
ALLY ISOM	0	0.00%
Total Votes Cast	29	100.00%

Republican for U.S. House District 2

Vote For 1

	TOTAL	VOTE %
CHRIS STEWART	23	79.31%
ERIN RIDER	6	20.69%
Total Votes Cast	29	100.00%

Republican for State House District 29

Vote For 1

	TOTAL	VOTE %
BRIDGER BOLINDER	21	72.41%
MARK A. HUNTSMAN	8	27.59%
Total Votes Cast	29	100.00%

SP04:1

STATISTICS

	TOTAL
Registered Voters - Total	349
Ballots Cast - Total	105
Voter Turnout - Total	30.09%

Republican for U.S. Senate

Vote For 1

	TOTAL	VOTE %
MIKE LEE	73	69.52%
BECKY EDWARDS	19	18.10%
ALLY ISOM	13	12.38%
Total Votes Cast	105	100.00%

Republican for U.S. House District 2

Vote For 1

	TOTAL	VOTE %
CHRIS STEWART	73	69.52%
ERIN RIDER	32	30.48%
Total Votes Cast	105	100.00%

Republican for State House District 29

Vote For 1

	TOTAL	VOTE %
BRIDGER BOLINDER	72	69.90%
MARK A. HUNTSMAN	31	30.10%
Total Votes Cast	103	100.00%

SP04:2

STATISTICS

	TOTAL
Registered Voters - Total	8
Ballots Cast - Total	2
Voter Turnout - Total	25.00%

Republican for U.S. Senate

Vote For 1

	TOTAL	VOTE %
BECKY EDWARDS	1	50.00%
MIKE LEE	1	50.00%
ALLY ISOM	0	0.00%
Total Votes Cast	2	100.00%

Republican for U.S. House District 2

Vote For 1

	TOTAL	VOTE %
ERIN RIDER	1	50.00%
CHRIS STEWART	1	50.00%
Total Votes Cast	2	100.00%

Republican for State House District 29

Vote For 1

	TOTAL	VOTE %
BRIDGER BOLINDER	2	100.00%
MARK A. HUNTSMAN	0	0.00%
Total Votes Cast	2	100.00%

SP05

STATISTICS

	TOTAL
Registered Voters - Total	346
Ballots Cast - Total	149
Voter Turnout - Total	43.06%

Republican for U.S. Senate

Vote For 1

	TOTAL	VOTE %
MIKE LEE	85	58.22%
BECKY EDWARDS	50	34.25%
ALLY ISOM	11	7.53%
Total Votes Cast	146	100.00%

Republican for U.S. House District 2

Vote For 1

	TOTAL	VOTE %
CHRIS STEWART	105	73.43%
ERIN RIDER	38	26.57%
Total Votes Cast	143	100.00%

Republican for State House District 29

Vote For 1

	TOTAL	VOTE %
BRIDGER BOLINDER	120	81.08%
MARK A. HUNTSMAN	28	18.92%
Total Votes Cast	148	100.00%

SP06

STATISTICS

	TOTAL
Registered Voters - Total	316
Ballots Cast - Total	154
Voter Turnout - Total	48.73%

Republican for U.S. Senate

Vote For 1

	TOTAL	VOTE %
MIKE LEE	97	62.99%
BECKY EDWARDS	42	27.27%
ALLY ISOM	15	9.74%
Total Votes Cast	154	100.00%

Republican for U.S. House District 2

Vote For 1

	TOTAL	VOTE %
CHRIS STEWART	105	69.54%
ERIN RIDER	46	30.46%
Total Votes Cast	151	100.00%

Republican for State House District 29

Vote For 1

	TOTAL	VOTE %
BRIDGER BOLINDER	96	63.58%
MARK A. HUNTSMAN	55	36.42%
Total Votes Cast	151	100.00%

SP07

STATISTICS

	TOTAL
Registered Voters - Total	226
Ballots Cast - Total	65
Voter Turnout - Total	28.76%

Republican for U.S. Senate

Vote For 1

	TOTAL	VOTE %
MIKE LEE	41	63.08%
BECKY EDWARDS	21	32.31%
ALLY ISOM	3	4.62%
Total Votes Cast	65	100.00%

Republican for U.S. House District 2

Vote For 1

	TOTAL	VOTE %
CHRIS STEWART	45	69.23%
ERIN RIDER	20	30.77%
Total Votes Cast	65	100.00%

Republican for State House District 29

Vote For 1

	TOTAL	VOTE %
BRIDGER BOLINDER	46	70.77%
MARK A. HUNTSMAN	19	29.23%
Total Votes Cast	65	100.00%

SP08

STATISTICS

	TOTAL
Registered Voters - Total	399
Ballots Cast - Total	140
Voter Turnout - Total	35.09%

Republican for U.S. Senate

Vote For 1

	TOTAL	VOTE %
MIKE LEE	79	56.43%
BECKY EDWARDS	46	32.86%
ALLY ISOM	15	10.71%
Total Votes Cast	140	100.00%

Republican for U.S. House District 2

Vote For 1

	TOTAL	VOTE %
CHRIS STEWART	87	62.59%
ERIN RIDER	52	37.41%
Total Votes Cast	139	100.00%

Republican for State House District 29

Vote For 1

	TOTAL	VOTE %
BRIDGER BOLINDER	88	63.31%
MARK A. HUNTSMAN	51	36.69%
Total Votes Cast	139	100.00%

ST01:1

STATISTICS

	TOTAL
Registered Voters - Total	113
Ballots Cast - Total	56
Voter Turnout - Total	49.56%

Republican for U.S. Senate

Vote For 1

	TOTAL	VOTE %
MIKE LEE	38	67.86%
BECKY EDWARDS	12	21.43%
ALLY ISOM	6	10.71%
Total Votes Cast	56	100.00%

Republican for U.S. House District 2

Vote For 1

	TOTAL	VOTE %
CHRIS STEWART	48	85.71%
ERIN RIDER	8	14.29%
Total Votes Cast	56	100.00%

Republican for State House District 29

Vote For 1

	TOTAL	VOTE %
MARK A. HUNTSMAN	28	50.91%
BRIDGER BOLINDER	27	49.09%
Total Votes Cast	55	100.00%

ST01:2U

STATISTICS

	TOTAL
Registered Voters - Total	11
Ballots Cast - Total	6
Voter Turnout - Total	54.55%

Republican for U.S. Senate

Vote For 1

	TOTAL	VOTE %
MIKE LEE	4	66.67%
BECKY EDWARDS	2	33.33%
ALLY ISOM	0	0.00%
Total Votes Cast	6	100.00%

Republican for U.S. House District 2

Vote For 1

	TOTAL	VOTE %
CHRIS STEWART	4	100.00%
ERIN RIDER	0	0.00%
Total Votes Cast	4	100.00%

Republican for State House District 29

Vote For 1

	TOTAL	VOTE %
MARK A. HUNTSMAN	2	50.00%
BRIDGER BOLINDER	2	50.00%
Total Votes Cast	4	100.00%

ST01:3U

STATISTICS

	TOTAL
Registered Voters - Total	16
Ballots Cast - Total	5
Voter Turnout - Total	31.25%

Republican for U.S. Senate

Vote For 1

	TOTAL	VOTE %
MIKE LEE	4	80.00%
ALLY ISOM	1	20.00%
BECKY EDWARDS	0	0.00%
Total Votes Cast	5	100.00%

Republican for U.S. House District 2

Vote For 1

	TOTAL	VOTE %
CHRIS STEWART	4	100.00%
ERIN RIDER	0	0.00%
Total Votes Cast	4	100.00%

Republican for State House District 29

Vote For 1

	TOTAL	VOTE %
MARK A. HUNTSMAN	3	60.00%
BRIDGER BOLINDER	2	40.00%
Total Votes Cast	5	100.00%

ST02:1

STATISTICS

	TOTAL
Registered Voters - Total	72
Ballots Cast - Total	35
Voter Turnout - Total	48.61%

Republican for U.S. Senate

Vote For 1

	TOTAL	VOTE %
MIKE LEE	22	62.86%
BECKY EDWARDS	9	25.71%
ALLY ISOM	4	11.43%
Total Votes Cast	35	100.00%

Republican for U.S. House District 2

Vote For 1

	TOTAL	VOTE %
CHRIS STEWART	29	82.86%
ERIN RIDER	6	17.14%
Total Votes Cast	35	100.00%

Republican for State House District 29

Vote For 1

	TOTAL	VOTE %
BRIDGER BOLINDER	30	85.71%
MARK A. HUNTSMAN	5	14.29%
Total Votes Cast	35	100.00%

ST02:2U

STATISTICS

	TOTAL
Registered Voters - Total	376
Ballots Cast - Total	125
Voter Turnout - Total	33.24%

Republican for U.S. Senate

Vote For 1

	TOTAL	VOTE %
MIKE LEE	95	76.00%
BECKY EDWARDS	15	12.00%
ALLY ISOM	15	12.00%
Total Votes Cast	125	100.00%

Republican for U.S. House District 2

Vote For 1

	TOTAL	VOTE %
CHRIS STEWART	95	77.24%
ERIN RIDER	28	22.76%
Total Votes Cast	123	100.00%

Republican for State House District 29

Vote For 1

	TOTAL	VOTE %
BRIDGER BOLINDER	95	77.87%
MARK A. HUNTSMAN	27	22.13%
Total Votes Cast	122	100.00%

TE01

STATISTICS

	TOTAL
Registered Voters - Total	34
Ballots Cast - Total	14
Voter Turnout - Total	41.18%

Republican for U.S. Senate

Vote For 1

	TOTAL	VOTE %
MIKE LEE	9	64.29%
BECKY EDWARDS	5	35.71%
ALLY ISOM	0	0.00%
Total Votes Cast	14	100.00%

Republican for U.S. House District 2

Vote For 1

	TOTAL	VOTE %
CHRIS STEWART	13	92.86%
ERIN RIDER	1	7.14%
Total Votes Cast	14	100.00%

Republican for State House District 29

Vote For 1

	TOTAL	VOTE %
BRIDGER BOLINDER	9	64.29%
MARK A. HUNTSMAN	5	35.71%
Total Votes Cast	14	100.00%

VR01:1

STATISTICS

	TOTAL
Registered Voters - Total	91
Ballots Cast - Total	42
Voter Turnout - Total	46.15%

Republican for U.S. Senate

Vote For 1

	TOTAL	VOTE %
MIKE LEE	37	88.10%
BECKY EDWARDS	4	9.52%
ALLY ISOM	1	2.38%
Total Votes Cast	42	100.00%

Republican for U.S. House District 2

Vote For 1

	TOTAL	VOTE %
CHRIS STEWART	39	92.86%
ERIN RIDER	3	7.14%
Total Votes Cast	42	100.00%

Republican for State House District 29

Vote For 1

	TOTAL	VOTE %
BRIDGER BOLINDER	35	83.33%
MARK A. HUNTSMAN	7	16.67%
Total Votes Cast	42	100.00%

VR01:2U

STATISTICS

	TOTAL
Registered Voters - Total	18
Ballots Cast - Total	6
Voter Turnout - Total	33.33%

Republican for U.S. Senate

Vote For 1

	TOTAL	VOTE %
MIKE LEE	4	66.67%
BECKY EDWARDS	2	33.33%
ALLY ISOM	0	0.00%
Total Votes Cast	6	100.00%

Republican for U.S. House District 2

Vote For 1

	TOTAL	VOTE %
CHRIS STEWART	4	66.67%
ERIN RIDER	2	33.33%
Total Votes Cast	6	100.00%

Republican for State House District 29

Vote For 1

	TOTAL	VOTE %
BRIDGER BOLINDER	6	100.00%
MARK A. HUNTSMAN	0	0.00%
Total Votes Cast	6	100.00%

GV01:1

STATISTICS

	TOTAL
Registered Voters - Total	489
Ballots Cast - Total	218
Voter Turnout - Total	44.58%

Republican for U.S. Senate

Vote For 1

	TOTAL	VOTE %
MIKE LEE	165	76.39%
ALLY ISOM	26	12.04%
BECKY EDWARDS	25	11.57%
Total Votes Cast	216	100.00%

Republican for U.S. House District 2

Vote For 1

	TOTAL	VOTE %
CHRIS STEWART	179	83.64%
ERIN RIDER	35	16.36%
Total Votes Cast	214	100.00%

Republican for State House District 29

Vote For 1

	TOTAL	VOTE %
BRIDGER BOLINDER	174	80.56%
MARK A. HUNTSMAN	42	19.44%
Total Votes Cast	216	100.00%

GV01:2U

STATISTICS

	TOTAL
Registered Voters - Total	72
Ballots Cast - Total	34
Voter Turnout - Total	47.22%

Republican for U.S. Senate

Vote For 1

	TOTAL	VOTE %
MIKE LEE	26	76.47%
BECKY EDWARDS	5	14.71%
ALLY ISOM	3	8.82%
Total Votes Cast	34	100.00%

Republican for U.S. House District 2

Vote For 1

	TOTAL	VOTE %
CHRIS STEWART	25	78.12%
ERIN RIDER	7	21.88%
Total Votes Cast	32	100.00%

Republican for State House District 29

Vote For 1

	TOTAL	VOTE %
BRIDGER BOLINDER	27	79.41%
MARK A. HUNTSMAN	7	20.59%
Total Votes Cast	34	100.00%

GV01:3U

STATISTICS

	TOTAL
Registered Voters - Total	9
Ballots Cast - Total	5
Voter Turnout - Total	55.56%

Republican for U.S. Senate

Vote For 1

	TOTAL	VOTE %
MIKE LEE	3	60.00%
BECKY EDWARDS	2	40.00%
ALLY ISOM	0	0.00%
Total Votes Cast	5	100.00%

Republican for U.S. House District 2

Vote For 1

	TOTAL	VOTE %
CHRIS STEWART	3	60.00%
ERIN RIDER	2	40.00%
Total Votes Cast	5	100.00%

Republican for State House District 29

Vote For 1

	TOTAL	VOTE %
BRIDGER BOLINDER	4	80.00%
MARK A. HUNTSMAN	1	20.00%
Total Votes Cast	5	100.00%

GV02:1

STATISTICS

	TOTAL
Registered Voters - Total	453
Ballots Cast - Total	191
Voter Turnout - Total	42.16%

Republican for U.S. Senate

Vote For 1

	TOTAL	VOTE %
MIKE LEE	130	68.42%
BECKY EDWARDS	46	24.21%
ALLY ISOM	14	7.37%
Total Votes Cast	190	100.00%

Republican for U.S. House District 2

Vote For 1

	TOTAL	VOTE %
CHRIS STEWART	158	83.16%
ERIN RIDER	32	16.84%
Total Votes Cast	190	100.00%

Republican for State House District 29

Vote For 1

	TOTAL	VOTE %
BRIDGER BOLINDER	136	71.20%
MARK A. HUNTSMAN	55	28.80%
Total Votes Cast	191	100.00%

GV02:2

STATISTICS

	TOTAL
Registered Voters - Total	4
Ballots Cast - Total	0
Voter Turnout - Total	0.00%

Republican for U.S. Senate

Vote For 1

	TOTAL	VOTE %
BECKY EDWARDS	0	
ALLY ISOM	0	
MIKE LEE	0	
Total Votes Cast	0	

Republican for U.S. House District 2

Vote For 1

	TOTAL	VOTE %
ERIN RIDER	0	
CHRIS STEWART	0	
Total Votes Cast	0	

Republican for State House District 29

Vote For 1

	TOTAL	VOTE %
MARK A. HUNTSMAN	0	
BRIDGER BOLINDER	0	
Total Votes Cast	0	

GV02:3

STATISTICS

	TOTAL
Registered Voters - Total	0
Ballots Cast - Total	0
Voter Turnout - Total	0.00%

Republican for U.S. Senate

Vote For 1

	TOTAL	VOTE %
BECKY EDWARDS	0	
ALLY ISOM	0	
MIKE LEE	0	
Total Votes Cast	0	

Republican for U.S. House District 2

Vote For 1

	TOTAL	VOTE %
ERIN RIDER	0	
CHRIS STEWART	0	
Total Votes Cast	0	

Republican for State House District 29

Vote For 1

	TOTAL	VOTE %
MARK A. HUNTSMAN	0	
BRIDGER BOLINDER	0	
Total Votes Cast	0	

GV03

STATISTICS

	TOTAL
Registered Voters - Total	407
Ballots Cast - Total	183
Voter Turnout - Total	44.96%

Republican for U.S. Senate

Vote For 1

	TOTAL	VOTE %
MIKE LEE	142	78.45%
BECKY EDWARDS	30	16.57%
ALLY ISOM	9	4.97%
Total Votes Cast	181	100.00%

Republican for U.S. House District 2

Vote For 1

	TOTAL	VOTE %
CHRIS STEWART	149	82.78%
ERIN RIDER	31	17.22%
Total Votes Cast	180	100.00%

Republican for State House District 29

Vote For 1

	TOTAL	VOTE %
BRIDGER BOLINDER	144	79.12%
MARK A. HUNTSMAN	38	20.88%
Total Votes Cast	182	100.00%

GV04:1

STATISTICS

	TOTAL
Registered Voters - Total	503
Ballots Cast - Total	204
Voter Turnout - Total	40.56%

Republican for U.S. Senate

Vote For 1

	TOTAL	VOTE %
MIKE LEE	154	75.86%
BECKY EDWARDS	36	17.73%
ALLY ISOM	13	6.40%
Total Votes Cast	203	100.00%

Republican for U.S. House District 2

Vote For 1

	TOTAL	VOTE %
CHRIS STEWART	156	78.00%
ERIN RIDER	44	22.00%
Total Votes Cast	200	100.00%

Republican for State House District 29

Vote For 1

	TOTAL	VOTE %
BRIDGER BOLINDER	171	84.24%
MARK A. HUNTSMAN	32	15.76%
Total Votes Cast	203	100.00%

GV04:2U

STATISTICS

	TOTAL
Registered Voters - Total	2
Ballots Cast - Total	0
Voter Turnout - Total	0.00%

Republican for U.S. Senate

Vote For 1

	TOTAL	VOTE %
BECKY EDWARDS	0	
ALLY ISOM	0	
MIKE LEE	0	
Total Votes Cast	0	

Republican for U.S. House District 2

Vote For 1

	TOTAL	VOTE %
ERIN RIDER	0	
CHRIS STEWART	0	
Total Votes Cast	0	

Republican for State House District 29

Vote For 1

	TOTAL	VOTE %
MARK A. HUNTSMAN	0	
BRIDGER BOLINDER	0	
Total Votes Cast	0	

GV04:3U

STATISTICS

	TOTAL
Registered Voters - Total	0
Ballots Cast - Total	0
Voter Turnout - Total	0.00%

Republican for U.S. Senate

Vote For 1

	TOTAL	VOTE %
BECKY EDWARDS	0	
ALLY ISOM	0	
MIKE LEE	0	
Total Votes Cast	0	

Republican for U.S. House District 2

Vote For 1

	TOTAL	VOTE %
ERIN RIDER	0	
CHRIS STEWART	0	
Total Votes Cast	0	

Republican for State House District 29

Vote For 1

	TOTAL	VOTE %
MARK A. HUNTSMAN	0	
BRIDGER BOLINDER	0	
Total Votes Cast	0	

GV05

STATISTICS

	TOTAL
Registered Voters - Total	490
Ballots Cast - Total	253
Voter Turnout - Total	51.63%

Republican for U.S. Senate

Vote For 1

	TOTAL	VOTE %
MIKE LEE	191	76.10%
BECKY EDWARDS	44	17.53%
ALLY ISOM	16	6.37%
Total Votes Cast	251	100.00%

Republican for U.S. House District 2

Vote For 1

	TOTAL	VOTE %
CHRIS STEWART	213	85.20%
ERIN RIDER	37	14.80%
Total Votes Cast	250	100.00%

Republican for State House District 29

Vote For 1

	TOTAL	VOTE %
BRIDGER BOLINDER	218	86.51%
MARK A. HUNTSMAN	34	13.49%
Total Votes Cast	252	100.00%

GV06

STATISTICS

	TOTAL
Registered Voters - Total	307
Ballots Cast - Total	133
Voter Turnout - Total	43.32%

Republican for U.S. Senate

Vote For 1

	TOTAL	VOTE %
MIKE LEE	96	72.73%
BECKY EDWARDS	19	14.39%
ALLY ISOM	17	12.88%
Total Votes Cast	132	100.00%

Republican for U.S. House District 2

Vote For 1

	TOTAL	VOTE %
CHRIS STEWART	105	81.40%
ERIN RIDER	24	18.60%
Total Votes Cast	129	100.00%

Republican for State House District 29

Vote For 1

	TOTAL	VOTE %
BRIDGER BOLINDER	116	87.22%
MARK A. HUNTSMAN	17	12.78%
Total Votes Cast	133	100.00%

GV07

STATISTICS

	TOTAL
Registered Voters - Total	499
Ballots Cast - Total	222
Voter Turnout - Total	44.49%

Republican for U.S. Senate

Vote For 1

	TOTAL	VOTE %
MIKE LEE	161	72.52%
BECKY EDWARDS	46	20.72%
ALLY ISOM	15	6.76%
Total Votes Cast	222	100.00%

Republican for U.S. House District 2

Vote For 1

	TOTAL	VOTE %
CHRIS STEWART	194	87.39%
ERIN RIDER	28	12.61%
Total Votes Cast	222	100.00%

Republican for State House District 29

Vote For 1

	TOTAL	VOTE %
BRIDGER BOLINDER	176	79.28%
MARK A. HUNTSMAN	46	20.72%
Total Votes Cast	222	100.00%

GV08

STATISTICS

	TOTAL
Registered Voters - Total	291
Ballots Cast - Total	92
Voter Turnout - Total	31.62%

Republican for U.S. Senate

Vote For 1

	TOTAL	VOTE %
MIKE LEE	61	67.03%
BECKY EDWARDS	19	20.88%
ALLY ISOM	11	12.09%
Total Votes Cast	91	100.00%

Republican for U.S. House District 2

Vote For 1

	TOTAL	VOTE %
CHRIS STEWART	71	78.89%
ERIN RIDER	19	21.11%
Total Votes Cast	90	100.00%

Republican for State House District 29

Vote For 1

	TOTAL	VOTE %
BRIDGER BOLINDER	64	69.57%
MARK A. HUNTSMAN	28	30.43%
Total Votes Cast	92	100.00%

GV09

STATISTICS

	TOTAL
Registered Voters - Total	304
Ballots Cast - Total	97
Voter Turnout - Total	31.91%

Republican for U.S. Senate

Vote For 1

	TOTAL	VOTE %
MIKE LEE	71	73.20%
BECKY EDWARDS	22	22.68%
ALLY ISOM	4	4.12%
Total Votes Cast	97	100.00%

Republican for U.S. House District 2

Vote For 1

	TOTAL	VOTE %
CHRIS STEWART	70	72.92%
ERIN RIDER	26	27.08%
Total Votes Cast	96	100.00%

Republican for State House District 29

Vote For 1

	TOTAL	VOTE %
BRIDGER BOLINDER	70	72.92%
MARK A. HUNTSMAN	26	27.08%
Total Votes Cast	96	100.00%

GV10

STATISTICS

	TOTAL
Registered Voters - Total	311
Ballots Cast - Total	89
Voter Turnout - Total	28.62%

Republican for U.S. Senate

Vote For 1

	TOTAL	VOTE %
MIKE LEE	59	66.29%
BECKY EDWARDS	22	24.72%
ALLY ISOM	8	8.99%
Total Votes Cast	89	100.00%

Republican for U.S. House District 2

Vote For 1

	TOTAL	VOTE %
CHRIS STEWART	74	83.15%
ERIN RIDER	15	16.85%
Total Votes Cast	89	100.00%

Republican for State House District 29

Vote For 1

	TOTAL	VOTE %
BRIDGER BOLINDER	75	85.23%
MARK A. HUNTSMAN	13	14.77%
Total Votes Cast	88	100.00%

IB01

STATISTICS

	TOTAL
Registered Voters - Total	21
Ballots Cast - Total	16
Voter Turnout - Total	76.19%

Republican for U.S. Senate

Vote For 1

	TOTAL	VOTE %
MIKE LEE	16	100.00%
BECKY EDWARDS	0	0.00%
ALLY ISOM	0	0.00%
Total Votes Cast	16	100.00%

Republican for U.S. House District 2

Vote For 1

	TOTAL	VOTE %
CHRIS STEWART	15	93.75%
ERIN RIDER	1	6.25%
Total Votes Cast	16	100.00%

Republican for State House District 29

Vote For 1

	TOTAL	VOTE %
BRIDGER BOLINDER	13	81.25%
MARK A. HUNTSMAN	3	18.75%
Total Votes Cast	16	100.00%

WE01:1

STATISTICS

	TOTAL
Registered Voters - Total	68
Ballots Cast - Total	27
Voter Turnout - Total	39.71%

Republican for U.S. Senate

Vote For 1

	TOTAL	VOTE %
MIKE LEE	18	66.67%
BECKY EDWARDS	7	25.93%
ALLY ISOM	2	7.41%
Total Votes Cast	27	100.00%

Republican for U.S. House District 2

Vote For 1

	TOTAL	VOTE %
CHRIS STEWART	17	65.38%
ERIN RIDER	9	34.62%
Total Votes Cast	26	100.00%

Republican for State House District 29

Vote For 1

	TOTAL	VOTE %
BRIDGER BOLINDER	21	77.78%
MARK A. HUNTSMAN	6	22.22%
Total Votes Cast	27	100.00%

WE01:2U

STATISTICS

	TOTAL
Registered Voters - Total	1
Ballots Cast - Total	1
Voter Turnout - Total	100.00%

Republican for U.S. Senate

Vote For 1

	TOTAL	VOTE %
MIKE LEE	1	100.00%
BECKY EDWARDS	0	0.00%
ALLY ISOM	0	0.00%
Total Votes Cast	1	100.00%

Republican for U.S. House District 2

Vote For 1

	TOTAL	VOTE %
CHRIS STEWART	1	100.00%
ERIN RIDER	0	0.00%
Total Votes Cast	1	100.00%

Republican for State House District 29

Vote For 1

	TOTAL	VOTE %
BRIDGER BOLINDER	1	100.00%
MARK A. HUNTSMAN	0	0.00%
Total Votes Cast	1	100.00%

WE01:3U

STATISTICS

	TOTAL
Registered Voters - Total	1
Ballots Cast - Total	0
Voter Turnout - Total	0.00%

Republican for U.S. Senate

Vote For 1

	TOTAL	VOTE %
BECKY EDWARDS	0	
ALLY ISOM	0	
MIKE LEE	0	
Total Votes Cast	0	

Republican for U.S. House District 2

Vote For 1

	TOTAL	VOTE %
ERIN RIDER	0	
CHRIS STEWART	0	
Total Votes Cast	0	

Republican for State House District 29

Vote For 1

	TOTAL	VOTE %
MARK A. HUNTSMAN	0	
BRIDGER BOLINDER	0	
Total Votes Cast	0	

LP01:1

STATISTICS

	TOTAL
Registered Voters - Total	11
Ballots Cast - Total	5
Voter Turnout - Total	45.45%

Republican for U.S. Senate

Vote For 1

	TOTAL	VOTE %
MIKE LEE	3	75.00%
BECKY EDWARDS	1	25.00%
ALLY ISOM	0	0.00%
Total Votes Cast	4	100.00%

Republican for U.S. House District 2

Vote For 1

	TOTAL	VOTE %
CHRIS STEWART	3	100.00%
ERIN RIDER	0	0.00%
Total Votes Cast	3	100.00%

Republican for State House District 29

Vote For 1

	TOTAL	VOTE %
MARK A. HUNTSMAN	2	50.00%
BRIDGER BOLINDER	2	50.00%
Total Votes Cast	4	100.00%

LP01:1

Lake Point City Council 3 Yr

Vote For 3

	TOTAL	VOTE %
DAN THE LAKE POINT MAN!	4	28.57%
KIM CLAUSING	3	21.43%
RYAN ZUMWALT	3	21.43%
HERBERT DAVILA	2	14.29%
JONATHAN DEE GARRARD	2	14.29%
RICHARD E.B. CUNNINGHAM	0	0.00%
CHRISTINE JONES	0	0.00%
Total Votes Cast	14	100.00%

Lake Point City Council 1 Yr

Vote For 2

	TOTAL	VOTE %
GWEN RUEBUSH	3	33.33%
DOYLE GARRARD	3	33.33%
KATHLEEN VONHATTEN	2	22.22%
ANDREA CRANNEY NELSON	1	11.11%
NICK PHILLIPS	0	0.00%
JAMIE OLSON	0	0.00%
Total Votes Cast	9	100.00%

LP01:2

STATISTICS

	TOTAL
Registered Voters - Total	695
Ballots Cast - Total	257
Voter Turnout - Total	36.98%

Republican for U.S. Senate

Vote For 1

	TOTAL	VOTE %
MIKE LEE	92	59.35%
BECKY EDWARDS	41	26.45%
ALLY ISOM	22	14.19%
Total Votes Cast	155	100.00%

Republican for U.S. House District 2

Vote For 1

	TOTAL	VOTE %
CHRIS STEWART	103	71.03%
ERIN RIDER	42	28.97%
Total Votes Cast	145	100.00%

Republican for State House District 29

Vote For 1

	TOTAL	VOTE %
BRIDGER BOLINDER	94	64.83%
MARK A. HUNTSMAN	51	35.17%
Total Votes Cast	145	100.00%

LP01:2

Lake Point City Council 3 Yr

Vote For 3

	TOTAL	VOTE %
RYAN ZUMWALT	162	23.24%
DAN THE LAKE POINT MAN!	134	19.23%
HERBERT DAVILA	93	13.34%
CHRISTINE JONES	80	11.48%
JONATHAN DEE GARRARD	79	11.33%
KIM CLAUSING	75	10.76%
RICHARD E.B. CUNNINGHAM	74	10.62%
Total Votes Cast	697	100.00%

Lake Point City Council 1 Yr

Vote For 2

	TOTAL	VOTE %
DOYLE GARRARD	98	21.17%
JAMIE OLSON	93	20.09%
GWEN RUEBUSH	78	16.85%
KATHLEEN VONHATTEN	69	14.90%
NICK PHILLIPS	64	13.82%
ANDREA CRANNEY NELSON	61	13.17%
Total Votes Cast	463	100.00%

LP02

STATISTICS

	TOTAL
Registered Voters - Total	775
Ballots Cast - Total	419
Voter Turnout - Total	54.06%

Republican for U.S. Senate

Vote For 1

	TOTAL	VOTE %
MIKE LEE	175	67.57%
BECKY EDWARDS	53	20.46%
ALLY ISOM	31	11.97%
Total Votes Cast	259	100.00%

Republican for U.S. House District 2

Vote For 1

	TOTAL	VOTE %
CHRIS STEWART	187	73.91%
ERIN RIDER	66	26.09%
Total Votes Cast	253	100.00%

Republican for State House District 29

Vote For 1

	TOTAL	VOTE %
BRIDGER BOLINDER	173	69.76%
MARK A. HUNTSMAN	75	30.24%
Total Votes Cast	248	100.00%

LP02

Lake Point City Council 3 Yr

Vote For 3

	TOTAL	VOTE %
RYAN ZUMWALT	233	21.18%
DAN THE LAKE POINT MAN!	200	18.18%
JONATHAN DEE GARRARD	178	16.18%
RICHARD E.B. CUNNINGHAM	175	15.91%
KIM CLAUSING	130	11.82%
HERBERT DAVILA	97	8.82%
CHRISTINE JONES	87	7.91%
Total Votes Cast	1,100	100.00%

Lake Point City Council 1 Yr

Vote For 2

	TOTAL	VOTE %
DOYLE GARRARD	208	27.05%
KATHLEEN VONHATTEN	175	22.76%
GWEN RUEBUSH	160	20.81%
JAMIE OLSON	130	16.91%
NICK PHILLIPS	59	7.67%
ANDREA CRANNEY NELSON	37	4.81%
Total Votes Cast	769	100.00%



TRACY SHAW – TOOELE COUNTY CLERK
47 South Main Street, Tooele, Utah 84074
tracy.shaw@tooeleco.org
435-843-3140 / Fax 882-7317

Election Canvass Affidavit

STATE OF UTAH)

: ss


COUNTY OF TOOELE)

I, Tracy Shaw, being sworn as the Election Officer of Tooele County, do hereby state the following:

The attached results from the 2022 Primary Election are true and correct to the best of my knowledge;

The 2022 Primary Election was conducted in compliance with the rules and regulations for ballot security as outlined by the Lieutenant Governor’s Office;

And the Clerk’s office maintains the voter registration database in accordance with federal and state laws and rules.



Tracy Shaw

Tooele County Clerk

SUBSCRIBED AND SWORN to before me by Tracy Shaw, on this 5 day of July, 2022



Notary Public Signature

My Commission Expires:

March 26, 2025

