

**TOOELE COUNTY
RESOLUTION 2021-46**

**A RESOLUTION AMENDING (INCREASING) THE 2021 TOOELE
COUNTY BUDGET – THE GENERAL FUND BY \$38,270 AND THE
AGING FUND BY \$17,000**

WHEREAS, the County is authorized to amend and/or increase the budget pursuant to Utah Code Annotated, Section 17-36-26; and

WHEREAS, pursuant to Utah Code Annotated, Section 17-36-26, a public hearing on the adoption of the amended budget was regularly noticed up by the Tooele County Clerk on September 28, 2021; and

WHEREAS, pursuant to Utah Code Annotated, Section 17-36-26, a public hearing on the adoption of the amended budget was conducted by the Tooele County Council on October 5, 2021, and all interested persons were given an opportunity to be heard;


NOW, THEREFORE, BE IT RESOLVED BY THE TOOELE COUNTY COUNCIL that the Tooele County amended budget for the 2021 fiscal year, attached hereto as Exhibit A, is hereby adopted. The following funds are being adjusted:

1. The General Fund is increasing by \$38,270, from \$45,724,952 to \$45,763,222, for dispatch expenses (costs will be paid with a grant received for UCA Standards Compliance).
2. The Aging Fund is increasing by \$17,000, from \$2,848,834 to \$2,865,834, for the new Veteran's Directed Program (revenues cover all costs).


DATED this 5th day of October, 2021.

Tooele County
Res. 2021-46

ATTEST:



TRACY D. SHAW, County Clerk




TOOELE COUNTY COUNCIL:



TOM TRIPP, Council Chair

Council Member Hamner voted aye
Council Member Hoffmann voted aye
Council Member Thomas voted aye
Council Member Tripp voted aye
Council Member Wardle voted absent

APPROVED AS TO FORM:



SCOTT A. BROADHEAD
Tooele County Attorney

TOOELE COUNTY

Grants &
Line-item
adj Non-grants

* 2020 Budget as of 11/30/2020

Account	2019 Actuals	*2020 Annual Budget	2021 Approved Budget	Proposed changes for grants 9/7/21	Proposed changes for non grants 9/7/21	Proposed changes for 9/21	Proposed changes for 10/5/21
10. GENERAL FUND	-7,527,211	0	220,045	0	0	0	0
Revenue	-37,648,633	-47,171,313	-44,780,314	-45,694,952	-45,699,952	-45,724,952	-45,763,222
10-3110-000-000. GENERAL PROPERTY TAXES-CURRENT	-6,265,620	-5,803,764	-6,894,304	-6,894,304	-6,894,304	-6,894,304	-6,894,304
10-3120-000-000. PRIOR YEARS' TAXES- GENERAL	-389,505	-290,188	-404,457	-404,457	-404,457	-404,457	-404,457
10-3122-000-000. PRIOR YEARS' TAXES- COUNTY LEV	-147,484	-116,075	-173,045	-173,045	-173,045	-173,045	-173,045
10-3130-000-000. SALES TAX - 14%	-2,943,775	-2,700,000	-2,560,000	-2,560,000	-2,560,000	-2,560,000	-2,560,000
10-3130-100-000. MASS TRANSIT	-1,306,456	-1,450,000	-1,500,000	-1,500,000	-1,500,000	-1,500,000	-1,500,000
10-3130-200-000. MASS TRANSIT 3rd qtr REVENUE	-1,867,231	0	0	0	0	0	0
10-3140-000-000. FRANCHISE TAXES	-46,911	-39,700	-49,014	-49,014	-49,014	-49,014	-49,014
10-3162-000-000. ASSESSING & COLLECTING-COUNTY	-2,047,644	-1,882,773	-1,976,938	-1,976,938	-1,976,938	-1,976,938	-1,976,938
10-3170-000-000. FEE-IN-LIEU PROPERTY/GENERAL	-421,289	-436,671	-371,806	-371,806	-371,806	-371,806	-371,806
10-3172-000-000. FEE-IN-LIEU PROPERTY/COUNTY LE	-117,314	-124,670	-117,566	-117,566	-117,566	-117,566	-117,566
10-3190-000-000. PENALTIES & INTEREST- GENERAL	-186,526	-200,000	-134,222	-134,222	-134,222	-134,222	-134,222
10-3192-000-000. PENALTIES & INTEREST- COUNTY L	0	-250	0	0	0	0	0
10-3210-000-000. BUSINESS LICENSES	-32,565	-30,000	-27,000	-27,000	-27,000	-27,000	-27,000
10-3317-000-000. CHILDRENS JUSTICE CENTER	-142,117	-230,000	-138,608	-172,181	-172,181	-172,181	-172,181
10-3319-000-000. B.L.M. WEED GRANT	-93,518	-125,460	-80,000	-80,000	-80,000	-80,000	-80,000
10-3323-000-000. EOC GRANT REVENUE	-17,600	-82,692	-82,000	-82,000	-82,000	-82,000	-82,000
10-3324-000-000. HOMELAND SECURITY SHERIFF	-3,112	0	-10,500	-10,500	-10,500	-10,500	-10,500
10-3325-000-000. VICTIM ADVOCATE GRANT	-19,749	-17,000	-87,900	-87,900	-87,900	-87,900	-87,900
10-3330-000-000. PAYMENT IN LIEU OF TAXES	-3,448,870	-3,298,548	-3,298,548	-3,298,548	-3,298,548	-3,298,548	-3,298,548
10-3332-000-000. SRS,TITLE III (Secure Rural S)	-73,446	0	0	0	0	0	0
10-3333-000-000. INDIGENT DEFENSE GRANT (IDC)	0	-21,000	-21,000	-135,913	-135,913	-135,913	-135,913
10-3340-000-000. CDBG GRANTS	-42,449	-60,000	-55,000	-55,000	-55,000	-55,000	-55,000
10-3353-000-000. MOTOR VEHICLE FEES	-91,568	-90,000	-93,000	-93,000	-93,000	-93,000	-93,000
10-3354-000-000. SECURITY SURCHARGE	-86,259	-73,000	-92,000	-92,000	-92,000	-92,000	-92,000
10-3355-000-000. HAZARDOUS WASTE FEES	-162,987	-178,000	-177,000	-177,000	-177,000	-177,000	-177,000
10-3358-000-000. BAILIFF REIMBURSED	-221,004	-210,000	-210,000	-210,000	-210,000	-210,000	-210,000
10-3359-000-000. LIQUOR FUND ALLOTMENT	-71,450	-65,000	-65,000	-70,000	-70,000	-70,000	-70,000
10-3361-000-000. E911 FUNDS	-577,435	-480,000	-480,000	-480,000	-480,000	-480,000	-518,270
10-3362-000-000. US FOREST SERVICE	-7,680	-5,000	-5,000	-5,000	-5,000	-5,000	-5,000
10-3363-000-000. MONUMENT PRESERVATION REVENUE	-25,170	-5,000	-5,500	-5,500	-5,500	-5,500	-5,500
10-3365-000-000. MONUMENT PRESERVATION GRANT	0	-19,000	0	-9,036	-9,036	-9,036	-9,036
10-3366-000-000. EOC NRCS GRANT REVENUE	-17,319	-252,680	-228,750	-228,750	-228,750	-228,750	-228,750
10-3367-000-000. COVID-19 MAIN REIMBURSEMENT	0	-4,151,116	0	-946,543	-946,543	-946,543	-946,543
10-3368-000-000. COVID-19 ELECTION REIMBURSEMEN	0	-72,000	0	0	0	0	0
10-3369-000-000. FEDERAL GRANTS- SHERIFF	0	-58,008	0	0	0	0	0
10-3370-000-000. GRANTS- FIRE	0	0	0	-250,000	-250,000	-250,000	-250,000
10-3411-000-000. CLERK FEES	-111,821	-107,000	-90,000	-90,000	-90,000	-90,000	-90,000
10-3412-000-000. RECORDER FEES	-792,860	-900,000	-990,000	-1,145,519	-1,145,519	-1,145,519	-1,145,519
10-3413-000-000. SMALL CLAIMS FEES	-17,576	-18,000	-16,000	-16,000	-16,000	-16,000	-16,000
10-3414-000-000. ADMIN FEES FOR TAX SALE	0	0	-8,000	-8,000	-8,000	-8,000	-8,000
10-3417-000-000. SURVEYOR FEES	-101,435	-80,000	-88,000	-88,000	-88,000	-88,000	-88,000
10-3420-000-000. FIRE REVIEW FEES			-20,000	0	0	0	0
10-3421-000-000. SHERIFF FEES	-18,825	-20,000	-20,000	-20,000	-20,000	-20,000	-20,000
10-3421-001-000. SHERIFF CONTRACT OVERTIME	-41,642	-35,000	-35,000	-35,000	-35,000	-35,000	-35,000
10-3421-002-000. SCHOOL RESOURCE CONTRACT	-65,000	-70,000	-70,000	-70,000	-70,000	-70,000	-70,000
10-3422-000-000. JAIL COMMISSARY REVENUE	-374,988	-360,000	-370,000	-370,000	-370,000	-370,000	-370,000
10-3423-000-000. JAIL FEES	-2,607,301	-2,000,000	-2,000,000	-2,000,000	-2,000,000	-2,000,000	-2,000,000
10-3424-000-000. DISPATCH FEES	-756,248	-550,000	-600,000	-600,000	-600,000	-600,000	-600,000

TOOELE COUNTY

Grants &
Line-item
adj Non-grants

* 2020 Budget as of 11/30/2020

Account	2019 Actuals	*2020 Annual Budget	2021 Approved Budget	Proposed changes for grants 9/7/21	Proposed changes for non grants 9/7/21	Proposed changes for 9/21	Proposed changes for 10/5/21
10-3427-000-000. BOOKING FEES	-20,008	-20,000	-20,000	-20,000	-20,000	-20,000	-20,000
10-3429-000-000. EOC COMMUNICATION SITE LEASES	-28,500	-28,000	-28,000	-28,000	-28,000	-28,000	-28,000
10-3455-000-000. COUNTY PUBLIC DEFENDER FEE	-30,930	-28,000	-21,000	-21,000	-21,000	-21,000	-21,000
10-3460-000-000. DATA REQUEST FEES- ASSESSOR	-3,105	0	-1,000	-1,000	-1,000	-1,000	-1,000
10-3471-000-000. SETTLEMENT CANYON TOLL BOOTH	-80,707	-65,000	-70,000	-70,000	-70,000	-70,000	-70,000
10-3472-000-000. RENTS/BENSON GRIST MILL	-12,054	-8,000	-8,000	-8,000	-8,000	-8,000	-8,000
10-3472-000-001. BENSON GRIST MILL DONAT/ GRANT	-527	0	0	0	0	0	0
10-3473-000-000. TRAIL GRANT	-7,447	-15,000	-15,000	-27,800	-27,800	-27,800	-27,800
10-3473-000-001. MIDDLE CANYON	-26,589	-8,400	-70,000	-70,000	-70,000	-70,000	-70,000
10-3473-000-002. Ophir Deposits	-3,621	-5,000	-5,000	-5,000	-5,000	-5,000	-5,000
10-3473-000-003. Grantsville Reservoir	-3,203	-4,000	-5,000	-5,000	-5,000	-5,000	-5,000
10-3476-000-000. COUNTY FAIR RECEIPTS	-101,440	-100,000	0	0	0	0	0
10-3477-000-000. GIS FEES	-1,312	-500	-500	-500	-500	-500	-500
10-3496-000-000. ELECTION COST REFUNDS	-106,896	0	-95,000	-145,000	-145,000	-145,000	-145,000
10-3497-000-000. IMPACT FEES - PUBLIC SAFETY	-96,238	-90,000	-125,000	-125,000	-125,000	-125,000	-125,000
10-3498-000-000. IMPACT FEES - PARKS REC & TRLS	-342,389	-325,000	-385,000	-385,000	-385,000	-385,000	-385,000
10-3499-000-000. PARKS AND RECREATION GRANT	-6,531	0	-10,000	-10,000	-10,000	-10,000	-10,000
10-3511-000-000. JUSTICE COURT COUNTY FINES	-664,475	-497,000	-497,000	-497,000	-497,000	-497,000	-497,000
10-3512-000-000. JUSTICE CRT TOOELE CITY FINES	0	-2,500	-2,500	-2,500	-2,500	-2,500	-2,500
10-3513-000-000. DISTRICT/CIRCUIT COURT FINES	-12,448	-14,000	-14,000	-14,000	-14,000	-14,000	-14,000
10-3514-000-000. JUSTICE COURT SECURITY FINE	-37,318	-27,000	-27,000	-27,000	-27,000	-27,000	-27,000
10-3515-000-000. JUSTICE CRT WEND CITY FINES	0	-2,500	-2,500	-2,500	-2,500	-2,500	-2,500
10-3516-000-000. TRANSPORTATION FEES	-357	0	0	0	0	0	0
10-3610-000-000. INTEREST- GENERAL FUND	-605,667	-42,000	-42,000	-42,000	-42,000	-42,000	-42,000
10-3610-001-000. TAP REBATE	-6,062	-4,000	-4,000	-4,000	-4,000	-4,000	-4,000
10-3610-002-000. P-CARD REBATE	-10,715	0	0	0	0	0	0
10-3610-150-000. INTEREST INCOME INVESTMENT	-36,946	0	0	0	0	0	0
10-3620-000-000. RENTS/GENERAL FUND	9,122	0	0	0	0	0	0
10-3620-001-000. CLAYTON TOWER RENTS	-83,865	0	0	0	0	0	0
10-3621-000-000. Administration Bldg Rentals	-720	-500	-500	-500	-500	-500	-500
10-3623-000-000. EOC GENERAL REVENUE	-9,493	-5,000	-5,000	-5,000	-5,000	-5,000	-5,000
10-362-000-000. AUG 2021 FLOOD REV			-5,000	0	0	-25,000	-25,000
10-3640-000-000. SALE OF FIXED ASSETS	-11,447	-4,500	-4,500	-14,500	-14,500	-14,500	-14,500
10-3690-000-000. MISCELLANEOUS REVENUE	-94,424	-75,000	-75,000	-75,000	-75,000	-75,000	-75,000
10-3690-002-000. PAGEANT REVENUE	0	-100	-100	-100	-100	-100	-100
10-3691-000-000. CANDIDATE FILING FEES	-733	-100	-100	-100	-100	-100	-100
10-3831-000-000. TRANSFER FROM ENTERPRISE FUNDS	-370,084	-403,334	-441,397	-441,397	-441,397	-441,397	-441,397
10-3832-000-000. TRANSFER FROM MUNICIPAL SVC FU	-4,951,515	-4,794,845	-5,023,127	-5,023,127	-5,023,127	-5,023,127	-5,023,127
10-3833-000-000. TRANSFER FROM RDA FUND	-25,000	0	0	0	0	0	0
10-3870-000-000. CONTRIBUTION-WEST DESERT MITIG	-3,521,933	-4,000,000	-4,000,000	-4,000,000	-4,000,000	-4,000,000	-4,000,000
10-3872-000-000. CONTRIBUTION-REGIONAL LANDFILL	-542,677	-600,000	-600,000	-600,000	-600,000	-600,000	-600,000
10-3873-000-000. 5 MILE PASS LANDFILL	-38,632	-40,000	-40,000	-40,000	-40,000	-40,000	-40,000
10-3890-000-000. BEG GN/FD FUND BALANCE APPROPR	0	-9,254,439	-9,492,932	-8,845,186	-8,850,186	-8,850,186	-8,850,186
Expenditure	30,121,422	47,171,313	45,000,359	45,694,952	45,699,952	45,724,952	45,763,222
10-4111-110-000. SALARIES & WAGES	314,995	448,591	112,860	112,860	112,860	112,860	112,860
10-4111-130-000. EMPLOYEE BENEFITS	114,596	134,491	12,090	26,300	26,300	26,300	26,300
10-4111-200-000. MATERIALS, SUPP & SERV	15,897	16,800	3,000	3,000	3,000	3,000	3,000
10-4111-201-000. TAP - EMPLOYEE INCENTIVE	545	4,000	0	0	0	0	0
10-4111-230-000. TRAVEL & CONVENTIONS	28,413	35,000	42,000	42,000	42,000	42,000	42,000
10-4111-250-000. VEHICLE O&M	6,231	5,000	4,000	4,000	4,000	4,000	4,000

TOOELE COUNTY

Grants &
Line-item
adj Non-grants

* 2020 Budget as of 11/30/2020

Account	2019 Actuals	*2020 Annual Budget	2021 Approved Budget	Proposed changes for grants 9/7/21	Proposed changes for non grants 9/7/21	Proposed changes for 9/21	Proposed changes for 10/5/21
10-4111-260-000. UTILITIES - PHONES	361	4,100	3,000	3,000	3,000	3,000	3,000
10-4111-291-000. PHONE ALLOWANCE	1,690	2,700	2,000	4,500	4,500	4,500	4,500
10-4111-541-000. DONATIONS	78,725	87,000	80,000	80,000	80,000	80,000	80,000
10-4111-542-000. CHAMBER OF COMMERCE	60,000	60,000	60,000	60,000	60,000	60,000	60,000
10-4111-543-000. COMMUNICATION AND PUBLIC RELAT	0	50,000	50,000	50,000	50,000	50,000	50,000
10-4111-610-000. AWARDS AND RECOGNITION	2,849	15,000	15,000	15,000	15,000	15,000	15,000
10-4111-611-000. SAFETY INCENTIVE	12,339	7,000	0	0	0	0	0
10-4111-740-000. EQUIPMENT	1,667	10,000	0	0	0	0	0
10-4112-110-000. SALARIES & WAGES	0	0	248,743	248,743	248,743	248,743	248,743
10-4112-130-000. EMPLOYEE BENEFITS	0	0	121,085	121,085	121,085	121,085	121,085
10-4112-200-000. MATERIALS, SUPP & SERV	0	0	12,000	12,000	12,000	12,000	12,000
10-4112-230-000. TRAVEL & CONVENTIONS	0	0	10,000	10,000	10,000	10,000	10,000
10-4112-250-000. VEHICLE O&M	0	0	4,000	4,000	4,000	4,000	4,000
10-4112-260-000. UTILITIES - PHONES	0	0	3,000	3,000	3,000	3,000	3,000
10-4112-291-000. PHONE ALLOWANCE	0	0	2,220	2,220	2,220	2,220	2,220
10-4112-740-000. EQUIPMENT	0	0	12,000	12,000	12,000	12,000	12,000
10-4121-200-000. MATERIALS, SUPP & SERV	421	750	750	750	750	750	750
10-4121-201-000. TRANSCRIPTS	0	5,000	5,000	5,000	5,000	5,000	5,000
10-4121-310-000. EXPERT WITNESS FEES	4,707	6,000	6,000	6,000	6,000	6,000	6,000
10-4121-311-000. CRIMINAL HOMICIDE/EXTRA FEES	20,000	15,000	15,000	15,000	15,000	15,000	15,000
10-4122-110-000. SALARIES & WAGES	289,649	339,652	358,592	358,592	358,592	358,592	358,592
10-4122-111-000. OVERTIME SALARIES AND WAGES	284	0	0	0	0	0	0
10-4122-130-000. EMPLOYEE BENEFITS	107,714	147,345	142,767	142,767	142,767	142,767	142,767
10-4122-200-000. MATERIALS, SUPP & SERV	12,541	14,000	14,000	14,000	14,000	14,000	14,000
10-4122-201-000. PROFESSIONAL SERVICES	8,194	5,000	6,000	6,000	6,000	6,000	6,000
10-4122-230-000. TRAVEL & CONVENTIONS	4,716	4,000	5,000	5,000	5,000	5,000	5,000
10-4122-260-000. BUILDING AND GROUNDS	25,234	28,000	28,000	28,000	28,000	28,000	28,000
10-4122-291-000. PHONE ALLOWANCE	1,460	1,320	1,500	1,500	1,500	1,500	1,500
10-4122-621-000. JUROR FEES	296	1,500	1,500	1,500	1,500	1,500	1,500
10-4122-622-000. WITNESS FEES	426	1,000	1,000	1,000	1,000	1,000	1,000
10-4122-623-000. JUROR FEES/CITY CASES	0	1,000	1,000	1,000	1,000	1,000	1,000
10-4122-624-000. WITNESS FEES/CITY CASES	-410	1,000	1,000	1,000	1,000	1,000	1,000
10-4122-740-000. EQUIPMENT	6,132	7,500	7,500	7,500	7,500	7,500	7,500
10-4123-202-000. CONFLICTS COUNSEL/IND PARENTS	35,071	27,000	27,000	27,000	27,000	27,000	27,000
10-4123-202-001. CONFLICTS CONTRACT	4,000	0	0	0	0	0	0
10-4123-203-000. TRANSCRIPTS	0	4,000	4,000	4,000	4,000	4,000	4,000
10-4123-312-000. APPEALS	5,000	5,000	5,000	5,000	5,000	5,000	5,000
10-4125-200-001. OPERATING EXP IDC GRANT				16,362	16,362	16,362	16,362
10-4125-230-000. TRAVEL	750	3,700	3,700	3,700	3,700	3,700	3,700
10-4125-310-000. PROFESSIONAL SERVICES	322,788	322,788	363,922	363,922	363,922	363,922	363,922
10-4125-310-001. PROFESSIONAL SERV- IDC GRANT	32,612	218,672	156,538	255,089	255,089	255,089	255,089
10-4125-311-000. CRIMINAL HOMICIDE/EXTRA FEES	7,510	15,000	15,000	15,000	15,000	15,000	15,000
10-4125-312-000. CONFLICTS CONTRACTS	3,968	5,000	5,000	5,000	5,000	5,000	5,000
10-4125-313-000. INVESTIGATOR/EXPERT WITNESS FE	5,076	5,000	5,000	5,000	5,000	5,000	5,000
10-4132-200-000. MATERIALS, SUPP & SERV	0	1,500	1,000	1,000	1,000	1,000	1,000
10-4132-310-000. PROFESSIONAL SERVICES	600	1,500	1,000	1,000	1,000	1,000	1,000
10-4134-110-000. SALARIES & WAGES	190,500	200,861	207,376	207,376	207,376	207,376	207,376
10-4134-111-000. SALARIES & WAGES - OVERTIME	255	500	500	500	500	500	500
10-4134-130-000. EMPLOYEE BENEFITS	96,352	99,273	102,183	102,183	102,183	102,183	102,183
10-4134-200-000. MATERIALS, SUPP & SERV	52,173	53,500	52,000	52,000	52,000	52,000	52,000

TOOELE COUNTY

Grants &
Line-Item
adj Non-grants

* 2020 Budget as of 11/30/2020

Account	2019 Actuals	*2020 Annual Budget	2021 Approved Budget	Proposed changes for grants 9/7/21	Proposed changes for non grants 9/7/21	Proposed changes for 9/21	Proposed changes for 10/5/21
10-4134-201-000. TAP	1,922	3,500	3,500	3,500	3,500	3,500	3,500
10-4134-230-000. TRAVEL & CONVENTIONS	5,963	4,862	5,000	5,000	5,000	5,000	5,000
10-4134-291-000. PHONE ALLOWANCE	875	925	900	900	900	900	900
10-4134-310-000. PROFESSIONAL AND TECHNICAL	35,797	35,000	50,000	50,000	50,000	50,000	50,000
10-4134-610-000. RECOGNITION	11,963	12,000	12,000	12,000	12,000	12,000	12,000
10-4134-611-000. HEALTH & WELLNESS	0	30,000	30,000	30,000	30,000	30,000	30,000
10-4134-612-000. RETIRED EMP. HEALTH INSURANCE	249,668	335,000	355,000	355,000	355,000	355,000	355,000
10-4134-613-000. EMP HEALTH INSURANCE/CAFE PLAN	6,041	5,700	6,042	6,042	6,042	6,042	6,042
10-4134-616-000. EMPLOYEE ASSISTANCE PROGRAM	13,080	14,500	15,500	15,500	15,500	15,500	15,500
10-4134-620-000. INSURANCE SERVICE CREDIT PAYOUT	0	62,000	62,000	62,000	62,000	62,000	62,000
10-4134-621-000. LEAVE PAYOUT	0	172,000	172,000	172,000	172,000	172,000	172,000
10-4134-622-000. SETTLEMENT PAYOUT	0	40,000	40,000	40,000	40,000	40,000	40,000
10-4134-740-000. EQUIPMENT	3,481	3,613	3,500	3,500	3,500	3,500	3,500
10-4136-110-000. SALARIES & WAGES	402,996	434,850	505,985	505,985	505,985	505,985	505,985
10-4136-111-000. SALARIES & WAGES-OVERTIME	15	1,500	2,000	2,000	2,000	2,000	2,000
10-4136-130-000. EMPLOYEE BENEFITS	185,461	208,571	259,209	259,209	259,209	259,209	259,209
10-4136-132-000. ON CALL PAY	3,513	3,700	3,770	3,770	3,770	3,770	3,770
10-4136-200-000. MATERIALS, SUPP & SERV	18,704	18,000	18,000	18,000	18,000	18,000	18,000
10-4136-202-000. SERVICE CONTRACT-CASELLE	27,258	31,000	41,040	41,040	41,040	41,040	41,040
10-4136-207-000. SERVICE CONTRACT - U.P.S	11,795	8,930	18,000	18,000	18,000	18,000	18,000
10-4136-208-000. SERVICE CONTRACT-NETWORK	53,909	110,200	131,800	131,800	131,800	157,800	157,800
10-4136-210-000. SERVICE CONTRACT- EDM	34,556	24,058	30,900	30,900	30,900	30,900	30,900
10-4136-211-000. SERVICE CONTRACT - PROF SERV	88,770	111,888	188,088	188,088	188,088	188,088	188,088
10-4136-213-000. SERVICE CONTRACT - TYLER	58,000	61,273	64,337	64,337	64,337	64,337	64,337
10-4136-230-000. TRAVEL & TRAINING	4,261	6,000	6,000	6,000	6,000	6,000	6,000
10-4136-291-000. PHONE ALLOWANCE	3,375	3,400	3,840	3,840	3,840	3,840	3,840
10-4136-311-000. OUTSIDE P/C TRAINING	0	17,500	17,500	17,500	17,500	17,500	17,500
10-4136-481-000. SPECIAL DEPARTMENT SOFTWARE	247,864	190,234	248,386	248,386	248,386	248,386	248,386
10-4136-501-000. IT SPECIAL PROJECTS	0	420,000	212,000	212,000	212,000	186,000	186,000
10-4136-740-000. EQUIPMENT	148,725	164,770	101,665	101,665	101,665	101,665	101,665
10-4141-110-000. SALARIES & WAGES	187,429	277,362	279,542	279,542	279,542	279,542	279,542
10-4141-111-000. SALARIES & WAGES OVERTIME	0	1,500	1,500	1,500	1,500	1,500	1,500
10-4141-130-000. EMPLOYEE BENEFITS	69,487	119,668	125,708	125,708	125,708	125,708	125,708
10-4141-200-000. MATERIALS, SUPP & SERV	7,867	13,000	12,000	12,000	12,000	12,000	12,000
10-4141-201-000. PROFESSIONAL SERVICES	867	11,000	11,000	11,000	11,000	11,000	11,000
10-4141-202-000. TRUTH IN TAXATION	1,848	1,500	2,000	2,000	2,000	2,000	2,000
10-4141-203-000. BOARD OF EQUALIZATION	654	4,750	4,750	4,750	4,750	4,750	4,750
10-4141-204-000. MAY TAX SALE	9,794	9,400	12,000	12,000	12,000	12,000	12,000
10-4141-205-000. TAX VALUATIONS	11,465	17,500	20,000	20,000	20,000	20,000	20,000
10-4141-230-000. TRAVEL & CONVENTIONS	2,910	6,000	7,000	7,000	7,000	7,000	7,000
10-4141-291-000. PHONE ALLOWANCE	467	1,000	900	900	900	900	900
10-4141-740-000. EQUIPMENT	1,908	2,000	2,000	2,000	2,000	2,000	2,000
10-4142-110-000. SALARIES & WAGES	271,878	291,381	281,470	281,470	281,470	281,470	281,470
10-4142-111-000. SALARIES & WAGES-OVERTIME	0	785	1,000	1,000	1,000	1,000	1,000
10-4142-130-000. EMPLOYEE BENEFITS	112,515	145,686	134,939	134,939	134,939	134,939	134,939
10-4142-200-000. MATERIALS, SUPP & SERV	19,717	15,651	12,000	12,000	12,000	12,000	12,000
10-4142-230-000. TRAVEL & TRAINING	4,612	5,000	5,000	5,000	5,000	5,000	5,000
10-4142-291-000. PHONE ALLOWANCE	875	1,320	1,320	1,320	1,320	1,320	1,320
10-4142-310-000. PROFESSIONAL SERVICES	2,058	49,900	50,000	50,000	50,000	50,000	50,000
10-4142-740-000. EQUIPMENT	572	5,049	5,000	5,000	5,000	5,000	5,000

TOOELE COUNTY

Grants &
Line-Item
adj Non-grants

* 2020 Budget as of 11/30/2020

Account	2019 Actuals	*2020 Annual Budget	2021 Approved Budget	Proposed changes for grants 9/7/21	Proposed changes for non grants 9/7/21	Proposed changes for 9/21	Proposed changes for 10/5/21
10-4143-110-000. SALARIES & WAGES	306,180	315,443	316,891	316,891	316,891	316,891	316,891
10-4143-111-000. SALARIES & WAGES OVERTIME	798	1,000	1,000	1,000	1,000	1,000	1,000
10-4143-130-000. EMPLOYEE BENEFITS	149,314	165,858	160,865	160,865	160,865	160,865	160,865
10-4143-200-000. MATERIALS, SUPP & SERV	12,382	22,100	14,200	14,200	14,200	14,200	14,200
10-4143-202-000. TAX NOTICES	19,057	20,000	21,000	21,000	21,000	21,000	21,000
10-4143-203-000. DMV POSTAGE	1,489	4,600	4,600	4,600	4,600	4,600	4,600
10-4143-230-000. TRAVEL & TRAINING	3,329	2,000	7,500	7,500	7,500	7,500	7,500
10-4143-291-000. PHONE ALLOWANCE	435	900	900	900	900	900	900
10-4143-740-000. EQUIPMENT	1,747	2,000	6,200	6,200	6,200	6,200	6,200
10-4144-110-000. SALARIES & WAGES	342,290	353,440	384,839	451,048	451,048	451,048	451,048
10-4144-111-000. SALARIES & WAGES-OVERTIME	15	0	0	52,810	52,810	52,810	52,810
10-4144-130-000. EMPLOYEE BENEFITS	161,480	186,857	218,026	218,026	218,026	218,026	218,026
10-4144-200-000. MATERIALS, SUPP & SERV	7,474	7,500	8,000	8,000	8,000	8,000	8,000
10-4144-230-000. TRAVEL & TRAINING	1,739	5,500	5,500	5,500	5,500	5,500	5,500
10-4144-240-000. OFFICE EXPENSE	3,684	5,000	5,500	5,500	5,500	5,500	5,500
10-4144-250-000. EQUIPMENT O&M	1,726	3,000	6,000	8,500	8,500	8,500	8,500
10-4144-251-000. VEHICLE O&M	356	800	800	800	800	800	800
10-4144-291-000. PHONE ALLOWANCE	1,570	1,320	1,320	1,320	1,320	1,320	1,320
10-4144-310-000. PROFESSIONAL & TECHNICAL	4,247	15,500	16,000	40,000	40,000	40,000	40,000
10-4144-740-000. EQUIPMENT	12,501	10,500	8,500	18,500	18,500	18,500	18,500
10-4145-110-000. SALARIES & WAGES	779,611	945,387	992,629	992,629	992,629	992,629	992,629
10-4145-130-000. EMPLOYEE BENEFITS	339,925	444,854	453,127	453,127	453,127	453,127	453,127
10-4145-200-000. MATERIALS, SUPP & SERV	8,873	13,458	10,500	10,500	10,500	10,500	10,500
10-4145-201-000. LAW LIBRARY	8,560	8,500	10,000	10,000	10,000	10,000	10,000
10-4145-203-000. COMPUTER SUPPLIES	2,486	1,000	1,000	1,000	1,000	1,000	1,000
10-4145-230-000. TRAVEL & TRAINING	10,519	10,500	11,500	11,500	11,500	11,500	11,500
10-4145-230-001. TRAVEL-DRUG FORFEITURE FUND	5,403	15,000	15,000	15,000	15,000	15,000	15,000
10-4145-260-000. BUILDING AND GROUNDS	51,232	56,000	56,000	56,000	56,000	56,000	56,000
10-4145-291-000. PHONE ALLOWANCE	3,900	3,840	4,260	4,260	4,260	4,260	4,260
10-4145-310-000. PROFESSIONAL & TECHNICAL	3,230	5,500	6,100	6,100	6,100	6,100	6,100
10-4145-311-000. LAW INTERNS	0	0	6,000	6,000	6,000	6,000	6,000
10-4145-541-000. DONATIONS	600	2,000	2,000	2,000	2,000	2,000	2,000
10-4145-740-000. EQUIPMENT	39,045	33,351	23,000	23,000	23,000	23,000	23,000
10-4146-110-000. SALARIES & WAGES	446,085	474,807	483,010	483,010	483,010	483,010	483,010
10-4146-111-000. SALARIES & WAGES - OVERTIME	7,338	10,000	10,000	10,000	10,000	10,000	10,000
10-4146-130-000. EMPLOYEE BENEFITS	215,387	245,951	256,175	256,175	256,175	256,175	256,175
10-4146-200-000. MATERIALS, SUPP & SERV	9,127	12,175	10,175	10,175	10,175	10,175	10,175
10-4146-230-000. TRAVEL & TRAINING	7,749	14,879	16,885	16,885	16,885	16,885	16,885
10-4146-241-000. POSTAGE	2,113	2,750	2,950	2,950	2,950	2,950	2,950
10-4146-250-000. EQUIPMENT- O & M	1,500	2,580	2,580	2,580	2,580	2,580	2,580
10-4146-291-000. PHONE ALLOWANCE	1,295	1,320	1,380	1,380	1,380	1,380	1,380
10-4146-310-000. PROFESSIONAL & TECHNICAL	90,692	148,119	81,989	81,989	81,989	81,989	81,989
10-4146-311-000. REAPPRAISAL TRUST	129,677	131,500	131,500	131,500	131,500	131,500	131,500
10-4146-312-000. AUDITS-PERSONAL PROPERTY	2,625	2,000	2,000	2,000	2,000	2,000	2,000
10-4146-740-000. EQUIPMENT	9,627	6,500	8,200	8,200	8,200	8,200	8,200
10-4147-110-000. SALARIES & WAGES	9,700	83,256	108,732	108,732	108,732	108,732	108,732
10-4147-130-000. EMPLOYEE BENEFITS	844	9,388	50,380	50,380	50,380	50,380	50,380
10-4147-200-000. MATERIALS, SUPP & SERV	1,186	1,500	1,500	1,500	1,500	1,500	1,500
10-4147-230-000. TRAVEL & CONVENTIONS	412	3,500	3,500	3,500	3,500	3,500	3,500
10-4147-240-000. OFFICE EXPENSE	548	1,000	1,000	1,000	1,000	1,000	1,000

TOOELE COUNTY

Grants &
Line-item
adj Non-grants

* 2020 Budget as of 11/30/2020

Account	2019 Actuals	*2020 Annual Budget	2021 Approved Budget	Proposed changes for grants 9/7/21	Proposed changes for non grants 9/7/21	Proposed changes for 9/21	Proposed changes for 10/5/21
10-4147-250-000. EQUIPMENT- O & M	0	5,000	5,000	5,000	5,000	5,000	5,000
10-4147-251-000. VEHICLE O&M	1,054	1,000	1,000	1,000	1,000	1,000	1,000
10-4147-310-000. PROFESSIONAL SERVICES	88,928	75,000	75,000	75,000	75,000	75,000	75,000
10-4147-310-001. MONUMENT RESTORATION EXPENSE	29,297	6,400	5,000	5,000	5,000	5,000	5,000
10-4147-311-000. MONUMENT PRESERVATION GRANT EX	8,500	19,000	0	9,036	9,036	9,036	9,036
10-4147-740-000. EQUIPMENT	11,319	5,000	5,500	5,500	5,500	5,500	5,500
10-4150-290-000. MEMBERSHIPS	13,666	55,000	77,696	77,696	77,696	77,696	77,696
10-4150-291-000. PROFESSIONAL COMMUNICATIONS	600	48,000	98,000	98,000	98,000	98,000	98,000
10-4150-310-000. INDEPENDENT AUDIT	108,550	112,000	150,000	150,000	150,000	150,000	148,915
10-4150-312-000. CONGRESSIONAL REPRESENTATIVE	0	20,000	0	0	0	0	0
10-4150-313-000. INDIGENT CAPITAL DEFENSE	30,451	31,000	31,633	31,633	31,633	31,633	32,718
10-4150-314-000. LEGAL SERVICES	164,109	163,000	130,000	130,000	130,000	130,000	130,000
10-4150-314-002. UMC LEGAL EXPENSES AND CLOSING	4,520	0	0	0	0	0	0
10-4150-314-003. LEGAL SETTLEMENT & CLOS.MTN	0	250,000	0	0	0	0	0
10-4150-314-004. PROPERTY APPEALS LEGAL SERVICE	0	0	53,000	53,000	53,000	53,000	53,000
10-4150-315-000. CONSULTING SERVICES	5,563	128,000	128,000	128,000	128,000	128,000	128,000
10-4150-317-000. BOARDS & COMMITTEES	2,074	5,500	3,500	3,500	3,500	3,500	3,500
10-4150-318-000. STATE GOVERNMENT RELATIONS	96,000	96,000	96,000	96,000	96,000	96,000	96,000
10-4150-320-000. LAKEVIEW BUSINESS PARK AGREEME	0	6,000,000	0	0	0	0	0
10-4150-510-000. INSURANCE	270,148	296,000	320,000	320,000	320,000	320,000	320,000
10-4160-110-000. SALARIES & WAGES	482,976	588,554	651,764	651,764	651,764	651,764	651,764
10-4160-111-000. SALARIES & WAGES-OVERTIME	27,847	35,000	35,000	35,000	35,000	35,000	35,000
10-4160-130-000. EMPLOYEE BENEFITS	212,159	311,857	325,339	325,339	325,339	325,339	325,339
10-4160-132-000. ON CALL PAY	0	3,470	3,470	3,470	3,470	3,470	3,470
10-4160-230-000. TRAVEL & TRAINING	4,725	5,500	4,500	4,500	4,500	4,500	4,500
10-4160-250-000. EQUIPMENT-OPERATION & MAINT.	4,120	7,500	15,000	15,000	15,000	15,000	15,000
10-4160-251-000. MECHANICAL MAINTENANCE	2,209	0	0	0	0	0	0
10-4160-251-002. COUNTY BUILDING	8,132	0	0	0	0	0	0
10-4160-251-003. CJC	366	0	0	0	0	0	0
10-4160-251-004. TOOELE SENIOR BUILDING	1,680	0	0	0	0	0	0
10-4160-251-006. MANTES AND MAIN STREET BLDG	2,053	0	0	0	0	0	0
10-4160-251-007. HEALTH BUILDING	3,634	0	0	0	0	0	0
10-4160-251-009. DETENTION CENTER	20,012	0	0	0	0	0	0
10-4160-251-010. GRANTSVILLE SENIOR CENTER	876	0	0	0	0	0	0
10-4160-260-000. BUILDING AND GROUNDS	50,062	0	0	0	0	0	0
10-4160-260-002. COUNTY BUILDING	12,264	133,000	133,000	133,000	133,000	133,000	133,000
10-4160-260-003. CJC	339	16,900	16,900	16,900	16,900	16,900	16,900
10-4160-260-004. TOOELE SENIOR BUILDING	3,463	50,200	50,200	50,200	50,200	50,200	50,200
10-4160-260-005. EOC	915	30,500	30,500	30,500	30,500	30,500	30,500
10-4160-260-006. MANTES AND MAIN STREET BLDG	8,963	29,500	25,000	25,000	25,000	25,000	25,000
10-4160-260-007. HEALTH BUILDING	10,198	112,400	100,000	100,000	100,000	100,000	100,000
10-4160-260-009. DETENTION CENTER	18,263	439,000	425,000	425,000	425,000	425,000	425,000
10-4160-260-010. GRANTSVILLE SENIOR CENTER	3,196	9,000	20,000	20,000	20,000	20,000	20,000
10-4160-260-011. ROADS SHOP	0	39,500	39,500	39,500	39,500	39,500	39,500
10-4160-260-012. FOOD BANK	0	18,200	20,000	20,000	20,000	20,000	20,000
10-4160-260-014. CLARS BUILDING	0	15,200	15,200	15,200	15,200	15,200	15,200
10-4160-260-015. PARK & RIDE AND STREET LIGHTS	0	8,000	8,000	8,000	8,000	8,000	8,000
10-4160-260-017. LANDFILL	0	8,000	2,000	2,000	2,000	2,000	2,000
10-4160-260-018. YOUTH SERVICE CTR 31 S. MAIN	0	0	11,500	11,500	11,500	11,500	11,500
10-4160-260-019. SCHOOL DIST 27 S. MAIN	0	0	9,500	9,500	9,500	9,500	9,500

TOOELE COUNTY

Grants &
Line-item
adj Non-grants

* 2020 Budget as of 11/30/2020

Account	2019 Actuals	*2020 Annual Budget	2021 Approved Budget	Proposed changes for grants 9/7/21	Proposed changes for non grants 9/7/21	Proposed changes for 9/21	Proposed changes for 10/5/21
10-4160-260-020. SEARCH & RESCUE BUILDING	0	0	8,400	8,400	8,400	8,400	8,400
10-4160-270-000. UTILITIES	167,462	234,140	240,000	240,000	240,000	240,000	240,000
10-4160-271-000. UTILITIES/HEALTH DEPT BLDG	10,466	0	0	0	0	0	0
10-4160-272-000. UTILITIES/WENDOVER BUILDING	444	30,540	31,840	31,840	31,840	31,840	31,840
10-4160-291-000. PHONE ALLOWANCE	4,895	5,520	5,940	5,940	5,940	5,940	5,940
10-4160-310-000. PROFESSIONAL SERVICES	1,583	0	0	0	0	0	0
10-4160-310-002. COUNTY BUILDING	6,475	0	0	0	0	0	0
10-4160-310-003. CJC	2,639	0	0	0	0	0	0
10-4160-310-004. TOOELE SENIOR BUILDING	13,622	0	0	0	0	0	0
10-4160-310-005. EOC	64	0	0	0	0	0	0
10-4160-310-006. MANTES AND MAIN STREET BLDG	2,433	0	0	0	0	0	0
10-4160-310-007. HEALTH BUILDING	27,516	0	0	0	0	0	0
10-4160-310-009. DETENTION BUILDING	1,652	0	0	0	0	0	0
10-4160-310-010. GRANTSVILLE SENIOR CENTER	4,721	0	0	0	0	0	0
10-4160-720-000. IMPROVEMENTS	125,315	190,000	355,000	355,000	355,000	355,000	355,000
10-4160-740-000. EQUIPMENT	25,731	153,225	68,475	68,475	68,475	68,475	68,475
10-4170-200-000. MATERIALS, SUPP & SERV	6,302	10,000	7,500	7,500	7,500	7,500	7,500
10-4170-230-000. TRAVEL & CONVENTIONS	3,500	2,500	2,500	2,500	2,500	2,500	2,500
10-4170-310-000. PROFESSIONAL SERVICES	100,601	204,000	115,000	115,000	115,000	115,000	115,000
10-4170-740-000. EQUIPMENT	13,140	42,000	42,000	92,000	92,000	92,000	92,000
10-4170-999-000. COVID-19 ELECTIONS	0	72,000	0	0	0	0	0
10-4210-110-000. SALARIES & WAGES	1,912,700	2,160,231	2,223,839	2,223,839	2,223,839	2,223,839	2,223,839
10-4210-111-000. SALARIES & WAGES-OVERTIME	14,517	25,000	25,000	25,000	25,000	25,000	25,000
10-4210-111-010. CONTRACT OVERTIME	55,652	40,000	40,000	40,000	40,000	40,000	40,000
10-4210-130-000. EMPLOYEE BENEFITS	1,014,359	1,280,557	1,290,329	1,290,329	1,290,329	1,290,329	1,290,329
10-4210-132-000. DETECTIVE ON CALL PAY	3,963	4,000	4,000	4,000	4,000	4,000	4,000
10-4210-140-000. SURVIVING SPOUSE TRUST	2,470	2,700	2,700	2,700	2,700	2,700	2,700
10-4210-200-000. MATERIALS, SUPP & SERV	49,113	50,000	50,000	50,000	50,000	50,000	50,000
10-4210-200-010. FLEET MAINTENANCE	49,270	65,000	65,000	65,000	65,000	65,000	65,000
10-4210-200-020. OFFICE SUPPLIES	9,244	11,000	11,000	11,000	11,000	11,000	11,000
10-4210-200-030. FLEET FUEL COSTS	71,899	93,000	93,000	93,000	93,000	93,000	93,000
10-4210-200-040. SOFTWARE	45,850	47,000	47,000	47,000	47,000	47,000	47,000
10-4210-200-050. SUBSCRIPTIONS & MEMBERSHIPS	4,012	4,500	4,500	4,500	4,500	4,500	4,500
10-4210-200-060. SPECIAL DEPT. SUPPLIES	21,911	20,000	20,000	20,000	20,000	20,000	20,000
10-4210-200-070. STATE ALCOHOL/BEER TAX FUNDS	33,501	65,000	65,000	70,000	70,000	70,000	70,000
10-4210-200-080. HOMELAND SECURITY GRANT	381	10,500	10,500	10,500	10,500	10,500	10,500
10-4210-200-090. US Forest Service Grant	8,521	10,000	10,000	10,000	10,000	10,000	10,000
10-4210-201-000. UNIFORM ALLOWANCE	28,859	28,500	28,500	28,500	28,500	28,500	28,500
10-4210-204-000. UTILITIES	10,490	10,490	12,000	12,000	12,000	12,000	12,000
10-4210-205-000. PROFESSIONAL SERVICES	2,657	2,000	2,000	2,000	2,000	2,000	2,000
10-4210-207-000. CANINE PROGRAM	14,974	5,000	5,000	5,000	5,000	5,000	5,000
10-4210-230-000. TRAVEL & CONVENTIONS	17,945	18,000	18,000	18,000	18,000	18,000	18,000
10-4210-291-000. PHONE ALLOWANCE	8,853	12,240	12,240	12,240	12,240	12,240	12,240
10-4210-611-000. SAFETY INCENTIVE	0	0	6,600	6,600	6,600	6,600	6,600
10-4210-740-000. EQUIPMENT	226,382	275,500	293,500	303,500	303,500	303,500	303,500
10-4215-110-000. SALARIES & WAGES	788,814	857,707	975,956	975,956	975,956	975,956	975,956
10-4215-111-000. SALARIES & WAGES-OVERTIME	2,613	27,500	2,500	2,500	2,500	2,500	2,500
10-4215-130-000. EMPLOYEE BENEFITS	370,208	454,839	508,933	508,933	508,933	508,933	508,933
10-4215-200-000. 911 MATERIALS, SUPP, & SERV	6,374	7,000	7,000	7,000	7,000	7,000	7,000
10-4215-201-000. SOFTWARE	62,015	88,800	82,000	82,000	82,000	82,000	105,500

TOOELE COUNTY

Grants &
Line-item
adj Non-grants

* 2020 Budget as of 11/30/2020

Account	2019 Actuals	*2020 Annual Budget	2021 Approved Budget	Proposed changes for grants 9/7/21	Proposed changes for non grants 9/7/21	Proposed changes for 9/21	Proposed changes for 10/5/21
10-4215-202-000. UNIFORM ALLOWANCE	7,848	8,200	8,200	8,200	8,200	8,200	8,330
10-4215-204-000. UTILITIES PHONE/POWER	60,781	65,000	65,000	65,000	65,000	65,000	65,000
10-4215-230-000. TRAVEL & CONVENTIONS	8,459	9,000	9,000	9,000	9,000	9,000	16,000
10-4215-291-000. PHONE ALLOWANCE	585	420	420	420	420	420	560
10-4215-611-000. SAFETY INCENTIVE	0	0	2,400	2,400	2,400	2,400	2,400
10-4218-740-000. EQUIPMENT	19,187	78,200	72,200	72,200	72,200	72,200	72,200
10-4218-200-000. MATERIALS, SUPP & SERV	6,449	8,000	8,000	8,000	8,000	8,000	8,000
10-4218-204-000. UTILITIES	4,273	5,200	6,000	6,000	6,000	6,000	6,000
10-4218-230-000. TRAINING	0	0	2,000	2,000	2,000	2,000	2,000
10-4218-610-000. DEATH BENEFIT	1,250	500	500	500	500	500	500
10-4218-740-000. EQUIPMENT	7,496	5,000	3,000	3,000	3,000	3,000	10,500
10-4220-110-000. SALARIES & WAGES	19,874	41,580	42,271	42,271	42,271	42,271	42,271
10-4220-130-000. EMPLOYEE BENEFITS	1,638	4,211	4,527	4,527	4,527	4,527	4,527
10-4220-200-000. WILDFIRE PREVENTION	54,828	106,258	113,532	93,352	93,352	93,352	93,352
10-4220-201-000. STATE/INTERAGENCY SUPPRESSION	16,372	222,277	185,258	169,805	169,805	169,805	169,805
10-4220-202-000. TERRA/IBAPAH FIRE DEPARTMENT	43,616	33,700	37,070	37,070	37,070	37,070	37,070
10-4220-203-000. FIRE CHIEFS M. S. & S.	1,000	1,000	1,000	1,000	1,000	1,000	1,000
10-4220-204-000. WILDFIRE MITIGATION	284,168	256,315	267,064	226,697	226,697	226,697	226,697
10-4220-205-000. WILDFIRE PREPAREDNESS	60,959	128,158	133,532	59,532	59,532	59,532	59,532
10-4220-230-000. COUNTY INITIAL ATTACK	47,961	48,000	50,000	50,000	50,000	50,000	50,000
10-4220-310-000. FIRE WARDEN/AST WARDEN	39,035	50,700	50,700	50,700	50,700	50,700	50,700
10-4220-740-000. WARDEN PROGRAM SUPPORT	7,874	8,000	10,000	10,000	10,000	10,000	10,000
10-4220-741-000. CDBG GRANT TERRA ROAD			10,000	400,000	400,000	400,000	400,000
10-4230-110-000. SALARIES & WAGES	2,524,980	2,889,995	2,954,049	2,953,849	2,953,849	2,953,849	2,953,849
10-4230-111-000. SALARIES & WAGES-OVERTIME	21,333	30,000	30,000	30,000	30,000	30,000	30,000
10-4230-111-001. SALARIES & WAGES-HOLIDAY OT	0	0	12,000	0	0	0	0
10-4230-111-010. CONTRACT OVERTIME	0	12,000	0	12,000	12,000	12,000	12,000
10-4230-130-000. EMPLOYEE BENEFITS	1,316,715	1,690,239	1,735,539	1,735,539	1,735,539	1,735,539	1,735,539
10-4230-132-000. JAIL ON CALL PAY	4,950	4,800	5,200	5,200	5,200	5,200	5,200
10-4230-140-000. SURVIVING SPOUSE TRUST	3,230	3,230	3,230	3,430	3,430	3,430	3,430
10-4230-200-000. MATERIALS, SUPP & SERV	79,216	106,000	106,000	106,000	106,000	106,000	106,000
10-4230-200-010. FLEET MAINTENANCE	11,719	18,000	18,000	18,000	18,000	18,000	18,000
10-4230-200-011. FUEL EXPENSE	11,838	14,000	14,000	14,000	14,000	14,000	14,000
10-4230-200-020. OFFICE SUPPLIES	7,396	9,400	12,500	12,500	12,500	12,500	12,500
10-4230-200-030. TECHNOLOGY (HARDWARE/SOFTWARE)	29,962	30,000	72,500	72,500	72,500	72,500	72,500
10-4230-200-050. SUBSCRIPTIONS & MEMBERSHIPS	3,398	3,500	3,500	3,500	3,500	3,500	3,500
10-4230-200-060. SPECIAL DEPT. SUPPLIES	8,409	13,000	13,000	13,000	13,000	13,000	13,000
10-4230-201-000. FEEDING PRISONERS	428,435	416,000	460,000	460,000	460,000	460,000	460,000
10-4230-202-000. TVRMC/MEDICAL COSTS	39,376	45,000	45,000	45,000	45,000	45,000	45,000
10-4230-202-010. PHARMACY COST	63,479	100,000	100,000	100,000	100,000	100,000	100,000
10-4230-202-020. DENTAL COSTS	12,270	22,000	22,000	22,000	22,000	22,000	22,000
10-4230-202-030. DOCTOR CONTRACT	72,000	72,000	72,000	72,000	72,000	72,000	72,000
10-4230-203-000. UNIFORM ALLOWANCE	28,391	28,800	28,800	28,800	28,800	28,800	28,800
10-4230-204-000. ROCKY MOUNTAIN POWER	66,570	85,000	85,000	85,000	85,000	85,000	85,000
10-4230-204-010. QUESTAR	16,067	18,000	18,000	18,000	18,000	18,000	18,000
10-4230-204-020. SUMMIT ENERGY	40,994	30,000	60,000	60,000	60,000	60,000	60,000
10-4230-204-030. WATER	62,300	60,000	65,000	65,000	65,000	65,000	65,000
10-4230-205-000. PROFESSIONAL SERVICES	2,662	2,500	2,500	2,500	2,500	2,500	2,500
10-4230-206-000. INMATE MONITORING	0	500	500	500	500	500	500
10-4230-207-000. PAPER PRODUCTS	12,361	12,500	12,500	12,500	12,500	12,500	12,500

TOOELE COUNTY

Grants &
Line-item

* 2020 Budget as of 11/30/2020

Account	2019 Actuals	*2020 Annual Budget	2021 Approved Budget	Non-grants		Proposed changes for 9/21	Proposed changes for 10/5/21
				adj	Proposed changes for non grants 9/7/21		
10-4230-208-000. COMMISSARY	335,087	399,000	335,000	335,000	335,000	335,000	335,000
10-4230-210-000. INMATE SUPPLIES	46,948	55,000	55,000	50,000	50,000	50,000	50,000
10-4230-220-000. STATE INMATE WOKER WAGES	0	10,000	10,000	15,000	15,000	15,000	15,000
10-4230-230-000. TRAINING	14,095	14,000	14,000	14,000	14,000	14,000	14,000
10-4230-291-000. PHONE ALLOWANCE	1,308	2,100	2,100	2,100	2,100	2,100	2,100
10-4230-600-000. CAPITAL IMPROVEMENT	50,000	27,000	0	0	0	0	0
10-4230-611-000. SAFETY INCENTIVE	0	0	6,400	6,400	6,400	6,400	6,400
10-4230-740-000. EQUIPMENT	25,627	168,008	62,000	62,000	62,000	62,000	62,000
10-4252-200-000. MATERIALS, SUPP & SERV	3,051	3,000	3,100	3,100	3,100	3,100	3,100
10-4255-110-000. SALARIES & WAGES	179,894	186,356	191,771	191,771	191,771	191,771	191,771
10-4255-130-000. EMPLOYEE BENEFITS	79,361	85,968	89,438	89,438	89,438	89,438	89,438
10-4255-200-000. MATERIALS, SUPP & SERV	6,544	5,000	15,000	15,000	15,000	15,000	15,000
10-4255-200-001. IN HOUSE TRAINING SUPPLIES	1,224	2,000	2,000	6,950	6,950	6,950	6,950
10-4255-201-000. COMMUNICATIONS	2,548	3,000	3,000	3,000	3,000	3,000	3,000
10-4255-202-000. PUBLIC EDUCATION	222	4,350	3,500	3,500	3,500	3,500	7,000
10-4255-203-000. SOUTH MOUNTAIN LEASE	22,465	22,465	27,333	27,333	27,333	27,333	27,333
10-4255-230-000. TRAVEL & TRAINING	3,444	550	5,000	5,000	5,000	5,000	1,500
10-4255-291-000. PHONE ALLOWANCE	2,595	1,740	1,740	1,740	1,740	1,740	1,740
10-4255-310-000. FACILITIES	226,754	174,400	174,400	169,450	169,450	169,450	165,950
10-4255-311-000. LEPC	6,104	5,300	3,000	3,000	3,000	3,000	4,500
10-4255-312-000. VEHICLES	11,409	11,500	11,500	11,500	11,500	11,500	18,500
10-4255-313-000. PROFESSIONAL & TECHNICAL	33,134	42,225	60,000	60,000	60,000	60,000	58,500
10-4255-740-000. EQUIPMENT	16,314	22,000	17,500	17,500	17,500	17,500	17,500
10-4255-742-000. ALERT & NOTIFICATION SYSTEM/EQ	12,429	18,300	16,000	16,000	16,000	16,000	16,000
10-4255-744-000. COMMUNICATIONS SITES & EQUIP	92,270	129,268	154,400	154,400	154,400	154,400	154,400
10-4255-746-000. AUTOMATION SYSTEMS & EQUIP	8,625	4,150	3,500	3,500	3,500	3,500	0
10-4255-753-000. HOMELAND SECURITY GRANT	3,531	20,892	8,800	8,800	8,800	8,800	8,800
10-4255-757-000. EM RESPONSE EXPENSE	459	125	500	500	500	500	500
10-4255-758-000. NRCS GRANT EXPENSE	18,255	252,680	245,392	245,392	245,392	245,392	245,392
10-4255-759-000. PRE-DISASTER MITIGATION GRANT	0	60,000	60,000	60,000	60,000	60,000	60,000
10-4255-760-000. AUG 2021 FLOOD EXP	0		60,000	0	0	25,000	25,000
10-4320-110-000. SALARIES & WAGES	122,515	140,975	137,038	137,038	137,038	137,038	137,038
10-4320-111-000. OVERTIME	798	1,500	1,500	1,500	1,500	1,500	1,500
10-4320-130-000. EMPLOYEE BENEFITS- CNTY CONTRI	28,179	79,777	79,857	79,857	79,857	79,857	79,857
10-4320-130-001. EMPLOYEE BENEFITS- VOCA/STATE	0	7,390	0	0	0	0	0
10-4320-200-000. MATERIALS, SUPP & SERV	3,945	7,930	4,000	4,628	4,628	4,628	4,628
10-4320-200-001. MATERIALS, SUPP & SERV CLEANIN	0	3,120	3,120	4,789	4,789	4,789	4,789
10-4320-201-000. COUNTY CONTRIBUTIONS	41,513	35,000	16,300	16,300	16,300	16,300	16,300
10-4320-230-000. TRAVEL & CONVENTIONS	10,252	16,185	27,390	27,390	27,390	27,390	27,390
10-4320-291-000. PHONE ALLOWANCE	0	900	900	900	900	900	900
10-4320-740-000. EQUIPMENT	22,514	14,000	17,000	48,276	48,276	48,276	48,276
10-4320-750-000. FORENSIC INTERVIEWERS	5,125	10,000	10,000	10,000	10,000	10,000	10,000
10-4320-752-000. MH TREATMENT FOR VICTIMS & TRA	6,688	22,750	22,344	22,344	22,344	22,344	22,344
10-4450-110-000. SALARIES & WAGES	159,551	169,903	175,045	175,045	175,045	175,045	175,045
10-4450-111-000. SALARIES & WAGES	0	0	175,045	5,000	5,000	5,000	5,000
10-4450-130-000. EMPLOYEE BENEFITS	55,193	61,326	58,210	58,210	58,210	58,210	58,210
10-4450-200-000. MATERIALS, SUPP & SERV	15,268	17,460	15,000	15,000	15,000	15,000	15,000
10-4450-220-000. PUBLIC NOTICES	0	500	500	500	500	500	500
10-4450-230-000. TRAVEL AND TRAINING	1,555	1,500	1,500	1,500	1,500	1,500	1,500
10-4450-240-000. OFFICE EXPENSE	299	300	300	300	300	300	300

TOOELE COUNTY

Grants &
Line-item

* 2020 Budget as of 11/30/2020

adj Non-grants

Account	2019 Actuals	*2020 Annual Budget	2021 Approved Budget	Proposed changes for grants 9/7/21	Proposed changes for non grants 9/7/21	Proposed changes for 9/21	Proposed changes for 10/5/21
10-4450-250-000. EQUIPMENT O & M	9,943	10,000	22,000	22,000	22,000	22,000	22,000
10-4450-270-000. UTILITIES	630	2,200	2,200	2,200	2,200	2,200	2,200
10-4450-291-000. PHONE ALLOWANCE	1,170	1,320	1,320	1,320	1,320	1,320	1,320
10-4450-740-000. EQUIPMENT	0	0	60,000	60,000	60,000	60,000	60,000
10-4450-750-000. SPECIAL PROJECTS (WEED BOARD)	7,866	10,000	10,000	10,000	10,000	10,000	10,000
10-4450-751-001. ISM WEED BOARD	23,162	36,000	14,425	9,425	9,425	9,425	9,425
10-4450-751-002. ISM SOUTH OQUIRRH	18,728	30,000	9,614	9,614	9,614	9,614	9,614
10-4450-751-003. ISM SQUARROSE	0	15,000	15,000	15,000	15,000	15,000	15,000
10-4450-751-004. BLM CONTRACT	3,500	7,500	7,500	7,500	7,500	7,500	7,500
10-4450-751-005. USFS	0	8,500	8,500	8,500	8,500	8,500	8,500
10-4450-751-006. UWSA USFS WEED BOARD	2,332	6,000	5,000	5,000	5,000	5,000	5,000
10-4450-751-008. UWSA USFS SGMA	15,175	20,000	20,000	20,000	20,000	20,000	20,000
10-4460-110-000. SALARIES & WAGES	80,455	115,729	119,696	119,696	119,696	119,696	119,696
10-4460-130-000. EMPLOYEE BENEFITS	48,107	69,328	64,893	64,893	64,893	64,893	64,893
10-4460-200-000. MATERIALS, SUPP & SERV	389	2,000	2,500	2,500	2,500	2,500	2,500
10-4460-230-000. TRAVEL & TRAINING	1,950	5,000	5,000	5,000	5,000	5,000	5,000
10-4460-240-000. OFFICE EXPENSE	22,320	23,000	32,000	32,000	32,000	32,000	32,000
10-4460-250-000. EQUIPMENT O&M	677	2,000	2,000	2,000	2,000	2,000	2,000
10-4460-310-000. PROFESSIONAL SERVICES	16,288	35,000	35,000	35,000	35,000	35,000	35,000
10-4460-740-000. EQUIPMENT	9,680	19,000	5,000	5,000	5,000	5,000	5,000
10-4511-110-000. SALARIES & WAGES	116,492	209,155	245,786	245,786	245,786	245,786	245,786
10-4511-110-001. S & W BENSON GRIST MILL	0	31,081	0	0	0	0	0
10-4511-111-000. S & W OVERTIME	1,441	2,939	3,000	3,000	3,000	3,000	3,000
10-4511-130-000. EMPLOYEE BENEFITS	24,623	38,858	43,625	43,625	43,625	43,625	43,625
10-4511-131-000. EMP/BEN- BENSON GRIST MILL	0	1,689	0	0	0	0	0
10-4511-200-000. M. S. & S./PKS-RECREATION	61,638	32,500	40,000	40,000	40,000	40,000	40,000
10-4511-201-000. M. S. & .S- BENSON GRIST MILL	36,350	21,200	23,000	23,000	23,000	23,000	23,000
10-4511-203-000. SPECIAL PROJECTS	0	160,000	30,000	30,000	30,000	30,000	30,000
10-4511-204-000. MIDDLE CANYON TOLL BOOTH	9,622	32,500	32,500	32,500	32,500	32,500	32,500
10-4511-205-000. TRAILS	16,197	26,000	26,000	26,000	26,000	26,000	26,000
10-4511-207-000. MIDVALLEY TRAIL				12,800	12,800	12,800	12,800
10-4511-230-000. TRAVEL & CONVENTIONS	0	3,000	3,000	3,000	3,000	3,000	3,000
10-4511-291-000. PHONE ALLOWANCE	585	840	840	840	840	840	840
10-4511-610-000. GRANT MATCHING ACCOUNT	0	20,000	20,000	20,000	20,000	20,000	20,000
10-4511-740-000. EQUIPMENT	0	31,100	18,150	18,150	18,150	18,150	18,150
10-4520-483-000. COUNTY FAIR	179,812	160,000	30,000	82,000	82,000	82,000	82,000
10-4520-485-000. SCHOLARSHIP PAGEANT	-1,500	15,000	0	0	0	0	0
10-4520-485-001. PAGEANT MATERIALS & SUPPLIES	3,250	15,000	0	0	0	0	0
10-4520-541-000. STOCK SHOW DONATION	4,500	5,000	10,000	10,000	10,000	10,000	10,000
10-4550-110-000. SALARIES & WAGES	59,674	59,880	68,086	68,086	68,086	68,086	68,086
10-4550-111-000. SALARIES & WAGES OVERTIME				0	0	0	192
10-4550-130-000. EMPLOYEE BENEFITS	33,858	39,085	53,767	53,767	53,767	53,767	53,767
10-4550-200-000. MATERIALS, SUPP & SERV	25,441	16,680	16,680	16,680	16,680	16,680	16,680
10-4550-201-000. 4-H MEMBERSHIP	10,563	10,342	10,342	10,342	10,342	10,342	10,761
10-4550-230-000. TRAVEL & TRAINING	15,523	6,261	11,820	11,820	11,820	11,820	11,209
10-4550-231-000. TRAVEL-TURKEY SHOW	822	1,970	1,970	1,970	1,970	1,970	1,970
10-4550-241-000. POSTAGE EXPENSE (EXT. SERV)	722	747	985	985	985	985	985
10-4550-250-000. EQUIPMENT - OPER. & MAINT.	184	1,792	3,940	3,940	3,940	3,940	3,940
10-4550-251-000. AUTO MAINTENANCE	2,932	2,199	2,955	2,955	2,955	2,955	2,955
10-4550-291-000. PHONE ALLOWANCE	365	900	900	900	900	900	900

TOOELE COUNTY

Grants &
Line-item
adj Non-grants

* 2020 Budget as of 11/30/2020

Account	2019 Actuals	*2020 Annual Budget	2021 Approved Budget	Proposed changes for grants 9/7/21	Proposed changes for non grants 9/7/21	Proposed changes for 9/21	Proposed changes for 10/5/21
10-4550-310-000. PROFESSIONAL SERVICES	0	43,270	25,770	25,770	25,770	25,770	25,770
10-4550-720-000. PASTURE REHABILITATION	0	0	493	493	493	493	493
10-4550-730-000. DEMONSTRATION GARDEN MTNC	1,739	1,970	1,970	1,970	1,970	1,970	1,970
10-4550-740-000. EQUIPMENT	2,988	20,597	18,950	18,950	18,950	18,950	18,950
10-4640-700-000. CDBG GENERAL	42,449	60,000	60,000	60,000	60,000	60,000	60,000
10-4641-700-000. MASS TRANSIT - UTA EXPENSE	1,306,456	1,450,000	1,500,000	1,500,000	1,500,000	1,500,000	1,500,000
10-4641-701-000. MASS TRANSIT 3RD qtr EXP	100,000	0	0	0	0	0	0
10-4645-483-000. CLOUD SEEDING PROGRAM	0	12,535	12,535	12,535	12,535	12,535	12,535
10-4830-920-000. TRANSFER/(21 FD) HUMAN SERVICE	61,000	668,346	3,110,203	2,864,899	2,864,899	2,864,899	2,864,899
10-4830-922-000. TRANSFER/(25 FD) AGING-ADULT S	708,238	234,571	721,434	721,434	721,434	721,434	721,434
10-4830-923-000. TRANSFER/(31 FD) DEBT SERVICE	256,746	249,000	240,000	240,000	240,000	240,000	240,000
10-4830-924-000. TRANSFER/(40 FD) CAPITAL PROJE	1,650,000	884,416	5,830,000	5,830,000	5,830,000	5,830,000	5,830,000
10-4830-926-000. TRANSFER/(54 FD) DESERET PEAK	886,784	808,400	1,109,682	1,109,682	1,109,682	1,109,682	1,109,682
10-4830-927-000. TRANSFER/(65 FD) CENTRAL STORE	250,000	0	0	0	0	0	0
10-4830-932-000. TRANSFER (32 FD) MBA DEBT SVC	1,633,666	1,787,000	683,127	683,127	683,127	683,127	683,127
10-4830-933-000. TRANSFER IMPACT FEES TO OTHER	438,627	415,000	440,000	440,000	440,000	440,000	440,000
10-4840-920-000. TRANSFER TO TOOELE CITY	20,000	20,000	20,000	20,000	20,000	20,000	20,000
10-4840-921-000. TRANSFER TO GRANTSVILLE CITY	20,000	20,000	20,000	20,000	20,000	20,000	20,000
10-4840-922-000. TRANSFER TO WENDOVER CITY	20,000	20,000	20,000	20,000	20,000	20,000	20,000
10-4840-923-000. TRANSFER TO N.T.C. FIRE DIST	20,000	20,000	20,000	20,000	20,000	20,000	20,000
10-4840-924-000. TRANSFER TO STOCKTON TOWN	20,000	20,000	20,000	61,600	61,600	61,600	61,600
10-4840-925-000. TRANSFER TO RUSH VALLEY TOWN	6,000	6,000	20,000	20,000	20,000	20,000	20,000
10-4840-926-000. TRANSFER TO VERNON TOWN	6,000	20,000	6,000	20,000	20,000	20,000	20,000
10-4900-110-999. COVID-19 PUB. SAFETY WAGES	0	1,476,200	0	504,046	504,046	504,046	504,046
10-4900-130-999. COVID-19 PUB. SAFETY EMP BENE	0	726,980	0	254,831	254,831	254,831	254,831
10-4900-200-999. COVID-19 MATERIALS, SUPP	0	104,628	500,000	24,059	24,059	24,059	24,059
10-4900-310-999. COVID-19 CONTRACT SERVICES	0	141,000	26,752	10	10	10	10
10-4900-311-999. COVID-19 DONATIONS & GRANTS	0	1,702,208	0	0	0	0	0
10-4900-481-999. COVID-19 DEPARTMENT SOFTWARE	0	130,100	0	0	0	0	0
10-4900-740-999. COVID-19 EQUIPMENT	0	20,000	0	128,624	128,624	128,624	128,624
10-4900-741-999. COVID-19 SPECIAL PROJECT	0		0	34,975	34,975	34,975	34,975
10-4960-220-000. PUBLIC NOTICES	2,855	3,000	3,000	3,000	8,000	8,000	8,000
10-4960-240-000. POSTAGE	4,869	6,700	5,000	5,000	5,000	5,000	5,000
10-4960-243-000. PHONE EXPENSES	5,499	3,000	3,000	3,000	3,000	3,000	3,000
10-4960-310-000. PREDATOR DAMAGE CONTROL	0	5,400	5,400	5,400	5,400	5,400	5,400
10-4960-610-000. MISCELLANEOUS	61,568	64,050	237,050	237,050	237,050	237,050	237,050

TOOELE COUNTY

Grants &
Line-item

* 2020 Budget as of 11/30/2020

Account	2019 Actuals	*2020 Annual Budget	2021 Approved Budget	Non-grants		Proposed changes for 9/21	Proposed changes for 10/5/21
				adj	Non-grants		
25. HUMAN SERVICES AGING FUND	-205,994	0	-757,000	0	0	0	0
Revenue	-2,236,582	-2,936,371	-3,187,834	-2,848,834	-2,848,834	-2,848,834	-2,865,834
25-3326-000-000. FTA TOOELE SHUTTLE GRANT	-97,615	0	0	0	0	0	0
25-3330-000-000. MOBILITY GRANT	-87,982	-90,000	-93,000	-93,000	-93,000	-93,000	-93,000
25-3340-020-000. STATE-FEDERAL	-341,725	-375,000	-450,000	-450,000	-450,000	-450,000	-450,000
25-3340-021-000. TITLE XX- AGING	-18,310	-15,000	-18,300	-18,300	-18,300	-18,300	-18,300
25-3340-022-000. TITLE III-E CAREGIVER	-38,842	-48,000	-55,000	-55,000	-55,000	-55,000	-55,000
25-3340-024-000. MEDICAID WAIVER HCFA	-7,125	-10,000	-10,000	-10,000	-10,000	-10,000	-10,000
25-3340-025-000. MEDICAID WAIVER ADMIN	-5,867	-5,000	-6,000	-6,000	-6,000	-6,000	-6,000
25-3340-026-000. ALTERNATIVES - STATE	-143,531	-140,000	-137,000	-137,000	-137,000	-137,000	-137,000
25-3340-027-000. U. T. A. BUS REIMBURSEMENT	-658,369	-765,000	-765,000	-765,000	-765,000	-765,000	-765,000
25-3340-028-000. VETERANS DIRECTED PROGRAM			-765,000	-8,000	-8,000	-8,000	-25,000
25-3340-999-000. COVID-19 COUNTY CARES FUNDING	0	-645,000	0	-296,000	-296,000	-296,000	-296,000
25-3340-999-001. COVID-19 HIGH RISK FUNDING	0	-45,600	0	-17,000	-17,000	-17,000	-17,000
25-3457-000-000. ENSURE SALES	-15,814	-15,000	0	0	0	0	0
25-3650-001-000. TRANSPORTATION	-8,967	-10,500	-8,500	-8,500	-8,500	-8,500	-8,500
25-3650-001-001. TRANSPORTATION ENDOWMENT	-15,400	-23,500	0	0	0	0	0
25-3650-002-000. COFFEE-TOOELE	-1,776	-2,000	-1,000	-1,000	-1,000	-1,000	-1,000
25-3650-003-000. CONGREGATE MEALS-TOOELE	-15,749	-16,500	-8,000	-8,000	-8,000	-8,000	-8,000
25-3650-005-000. ON DEMAND TRANSPORTATION	-7,348	-6,500	-4,000	-4,000	-4,000	-4,000	-4,000
25-3650-006-000. COFFEE-GRANTSVILLE	-587	-500	-200	-200	-200	-200	-200
25-3650-007-000. CONGREGATE MEALS-GRANTSVILLE	-5,762	-5,500	-2,500	-2,500	-2,500	-2,500	-2,500
25-3650-008-000. HOME DELIVERED MEALS	-11,279	-12,500	-20,000	-20,000	-20,000	-20,000	-20,000
25-3650-010-000. 3-B IN HOME PROGRAM	-575	-400	-200	-200	-200	-200	-200
25-3650-011-000. WENDOVER	-9,268	-8,000	-4,000	-4,000	-4,000	-4,000	-4,000
25-3650-013-000. ALTERNATIVES	-1,619	-2,000	-1,500	-1,500	-1,500	-1,500	-1,500
25-3650-016-000. CAREGIVER SERVICES	-6,371	-8,000	-8,000	-8,000	-8,000	-8,000	-8,000
25-3650-017-000. SENIOR CENTER GRANTS (local)	0	0	-5,000	-10,000	-10,000	-10,000	-10,000
25-3650-019-000. PREVENTION ADMINISTRATION	0	0	-43,200	-43,200	-43,200	-43,200	-43,200
25-3650-020-000. TRANSPORTATION ADMINISTRATION	0	0	-48,000	-48,000	-48,000	-48,000	-48,000
25-3690-000-000. MISCELLANEOUS	-23,023	-15,000	-10,000	-10,000	-10,000	-10,000	-10,000
25-3692-000-000. SENIOR BOARD DONATIONS	-5,439	-7,300	-3,000	-3,000	-3,000	-3,000	-3,000
25-3831-000-000. TRANSFER FROM GENERAL FUND	-708,238	-234,571	-721,434	-721,434	-721,434	-721,434	-721,434
25-3890-000-000. FUND BALANCE APPROPRIATION	0	-430,000	0	-100,000	-100,000	-100,000	-100,000
Expenditure	2,030,588	2,936,371	2,430,834	2,848,834	2,848,834	2,848,834	2,865,834
25-4316-110-000. SALARIES & WAGES	963,333	1,058,039	669,445	669,445	669,445	669,445	669,445
25-4316-110-001. SALARIES & WAGES - ADMIN SERV	3,159	0	0	0	0	0	0
25-4316-110-002. SALARIES & WAGES - HCFA	2,575	0	0	0	0	0	0
25-4316-110-999. SALARIES & WAGES RE: COVID-19	0	165,000	0	0	0	0	0
25-4316-111-000. SALARIES & WAGES-OVERTIME	143	0	0	0	0	0	0
25-4316-130-000. EMPLOYEE BENEFITS	411,025	489,492	316,490	316,490	316,490	316,490	316,490
25-4316-130-001. EMPLOYEE BENEFITS - ADMIN SERV	1,318	0	0	0	0	0	0
25-4316-130-002. EMPLOYEE BENEFITS-HCFA	728	0	0	0	0	0	0
25-4316-130-999. EMPLOYEE BENEFITS- COVID-19	0	74,500	0	0	0	0	0
25-4316-200-000. MATERIALS, SUPP & SERV	73,081	78,000	73,000	73,000	73,000	73,000	73,000
25-4316-200-999. MATERIALS, SUPP COVID-19	0	25,500	0	12,000	12,000	12,000	12,000
25-4316-202-000. TRANSPORTATION	40,628	37,000	10,000	10,000	10,000	10,000	10,000
25-4316-203-000. ENSURE PURCHASES	12,893	12,000	0	0	0	0	0
25-4316-204-000. WENDOVER	12,571	15,000	15,000	15,000	15,000	15,000	15,000
25-4316-206-000. MEALS	198,004	210,000	260,000	260,000	260,000	260,000	260,000

TOOELE COUNTY

Grants &
Line-item

* 2020 Budget as of 11/30/2020

adj Non-grants

Account	2019 Actuals	*2020 Annual Budget	2021 Approved Budget	Proposed changes for grants 9/7/21	Proposed changes for non grants 9/7/21	Proposed changes for 9/21	Proposed changes for 10/5/21
25-4316-206-999. MEALS COVID-19 COUNTY CARES	0	250,000	0	0	0	0	0
25-4316-207-000. TITLE III-E CAREGIVE SUPPORT	11,152	17,000	17,000	17,000	17,000	17,000	17,000
25-4316-208-000. MEDICAID WAIVER ADMINISTRATIVE	655	1,000	1,000	1,000	1,000	1,000	1,000
25-4316-209-000. MEDICAID WAIVER	327	500	500	500	500	500	500
25-4316-210-000. 3-B IN HOME PROGRAM	13,723	17,000	10,000	17,000	17,000	17,000	21,000
25-4316-213-000. SENIOR CENTER LOCAL GRANT			1,000	5,000	5,000	5,000	5,000
25-4316-211-000. COFFEE- don't use	2,633	2,000	1,000	1,000	1,000	1,000	1,000
25-4316-220-000. VETERANS DIRECTED PROG EXP			7,000	6,000	6,000	6,000	19,000
25-4316-230-000. TRAVEL & TRAINING	4,290	8,000	7,000	7,000	7,000	7,000	7,000
25-4316-250-000. U.T.A. BUSES	51,936	60,000	0	0	0	0	0
25-4316-260-000. BUILDING & GROUNDS	2,440	3,000	2,500	2,500	2,500	2,500	2,500
25-4316-291-000. PHONE ALLOWANCE	1,300	1,740	900	900	900	900	900
25-4316-310-000. ALTERNATIVE IN-HOME SERVICES	93,447	115,000	110,000	110,000	110,000	110,000	110,000
25-4316-312-000. SENIOR BOARD ACTIVITIES	14,018	20,000	10,000	10,000	10,000	10,000	10,000
25-4316-610-000. HEALTH DEPT REIMBURSEMENTS	24,991	26,000	26,000	26,000	26,000	26,000	26,000
25-4316-740-000. EQUIPMENT	81,473	60,500	12,000	12,000	12,000	12,000	12,000
25-4316-740-001. IT EQUIPMENT	6,458	9,500	6,000	6,000	6,000	6,000	6,000
25-4316-740-999. EQUIPMENT COVID19 COUNTY CARES	0	130,000	0	0	0	0	0
25-4316-742-000. LEASE EXPENSE	2,287	5,000	4,000	4,000	4,000	4,000	4,000
25-4316-999-000. COVID 19 EXP	0	45,600	0	0	0	0	0
25-4318-110-000. SALARIES & WAGES	0	0	499,118	499,118	499,118	499,118	499,118
25-4318-130-000. EMPLOYEE BENEFITS	0	0	221,881	221,881	221,881	221,881	221,881
25-4318-200-000. MATERIALS, SUPP & SERV	0	0	5,000	5,000	5,000	5,000	5,000
25-4318-202-000. TRANSPORTATION	0	0	30,000	30,000	30,000	30,000	30,000
25-4318-230-000. TRAVEL & TRAINING	0	0	1,000	1,000	1,000	1,000	1,000
25-4318-250-000. U.T.A. BUSES	0	0	60,000	60,000	60,000	60,000	60,000
25-4318-260-000. BUILDING & GROUNDS	0	0	500	100,500	100,500	100,500	100,500
25-4318-291-000. PHONE ALLOWANCE	0	0	500	500	500	500	500
25-4318-300-000. TRANSPORTATION ADMIN OVERHEAD	0	0	48,000	48,000	48,000	48,000	48,000
25-4318-740-000. EQUIPMENT	0	0	2,000	2,000	2,000	2,000	2,000
25-4318-740-001. EQUIPMENT	0	0	2,000	2,000	2,000	2,000	2,000
25-4318-742-000. LEASE EXPENSE	0	0	1,000	1,000	1,000	1,000	1,000
25-4900-110-000. COVID SALARIES & WAGES	0	0	0	90,000	90,000	90,000	94,009
25-4900-130-000. COVID EMPLOYEE BENEFITS	0	0	0	45,000	45,000	45,000	33,170
25-4900-200-000. COVID MATERIALS & SUPPLIES	0	0	0	0	0	0	0
25-4900-206-000. COVID MEALS	0	0	0	110,000	110,000	110,000	117,821
25-4900-740-000. COVID EQUIPMENT	0	0	0	51,000	51,000	51,000	51,000