

**TOOELE COUNTY  
RESOLUTION 2020-29**

**A RESOLUTION ADOPTING THE TENTATIVE BUDGET FOR FISCAL  
YEAR 2021**

**WHEREAS**, Utah Code Annotated, Section 17-36-10 requires that on or before the first day of the next to last month of every fiscal period, the budget officer shall prepare for the next budget period and file with the governing body a tentative budget for each fund for which a budget is required; and

**WHEREAS**, the Auditor, in her function as budget officer, has prepared and submitted to the County Commission a tentative budget for each fund for the ensuing year; and

**WHEREAS**, the County Commission has reviewed and considered the tentative budget and desires to tentatively adopt the same.


**NOW, THEREFORE, BE IT RESOLVED** that the tentative budget for each fund for the ensuing year, 2021, as attached hereto, is hereby tentatively adopted.


**DATED** this 20<sup>th</sup> day of October 2020.

**ATTEST:**

**TOOELE COUNTY COMMISSION:**


  
MARILYN K. GILLETTE, Clerk

  
TOM TRIPP, Chairman



Commissioner Milne voted aye  
Commissioner Thomas voted aye  
Commissioner Tripp voted aye

**APPROVED AS TO FORM:**

  
SCOTT A. BROADHEAD  
Tooele County Attorney

**TOOELE COUNTY**  
**Account Details**  
**Tentative Budget as of 10/14/2020**

Account	2021 Tentative Budget	2020 Annual Budget	2019 YTD Actuals
<b>Grand Total</b>	<b>0</b>	<b>-15,000</b>	<b>-733,258</b>
<b>10. GENERAL FUND</b>	<b>0</b>	<b>-150,000</b>	<b>2,136,379</b>
<b>Revenue</b>	<b>-45,229,522</b>	<b>-44,007,409</b>	<b>-16,688,822</b>
10-3110-000-000. GENERAL PROPERTY TAXES-CURRENT	-6,104,570	-5,803,764	-15,948
10-3120-000-000. PRIOR YEARS' TAXES- GENERAL	-404,457	-290,188	-321,787
10-3122-000-000. PRIOR YEARS' TAXES- COUNTY LEV	-173,045	-116,075	-126,283
10-3130-000-000. SALES TAX - 1/4%	-2,560,000	-2,700,000	-1,871,859
10-3130-100-000. MASS TRANSIT	-1,500,000	-1,450,000	-954,128
10-3140-000-000. FRANCHISE TAXES	-49,014	-39,700	-46,911
10-3162-000-000. ASSESSING & COLLECTING-COUNTY	-1,976,938	-1,882,773	-3,767
10-3170-000-000. FEE-IN-LIEU PROPERTY/GENERAL	-371,806	-436,671	-203,658
10-3172-000-000. FEE-IN-LIEU PROPERTY/COUNTY LE	-117,566	-124,670	-69,192
10-3190-000-000. PENALTIES & INTEREST- GENERAL	-134,222	-200,000	-112,801
10-3192-000-000. PENALTIES & INTEREST- COUNTY L	0	-250	0
10-3210-000-000. BUSINESS LICENSES	-27,000	-30,000	-31,395
10-3317-000-000. CHILDRENS JUSTICE CENTER	-138,608	-230,000	-85,819
10-3319-000-000. B.L.M. WEED GRANT	-80,000	-125,460	-9,920
10-3323-000-000. EOC GRANT REVENUE	-82,000	-82,692	-17,600
10-3324-000-000. HOMELAND SECURITY SHERIFF	-10,500	0	-3,112
10-3325-000-000. VICTIM ADVOCATE GRANT	-87,900	-17,000	-19,749
10-3330-000-000. PAYMENT IN LIEU OF TAXES	-3,298,548	-3,298,548	-3,448,870
10-3333-000-000. INDIGENT DEFENSE GRANT (IDC)	-21,000	-21,000	0
10-3340-000-000. CDBG GRANTS	-55,000	-60,000	0
10-3353-000-000. MOTOR VEHICLE FEES	-93,000	-90,000	-80,900
10-3354-000-000. SECURITY SURCHARGE	-92,000	-73,000	-77,208
10-3355-000-000. HAZARDOUS WASTE FEES	-177,000	-178,000	-162,987
10-3358-000-000. BAILIFF REIMBURSED	-210,000	-210,000	-161,949
10-3359-000-000. LIQUOR FUND ALLOTMENT	-65,000	-65,000	-705
10-3361-000-000. E911 FUNDS	-480,000	-480,000	-382,256
10-3362-000-000. US FOREST SERVICE	-5,000	-5,000	-7,680
10-3363-000-000. MONUMENT PRESERVATION REVENUE	-5,500	-5,000	-24,230
10-3365-000-000. MONUMENT PRESERVATION GRANT	0	-19,000	0
10-3366-000-000. EOC NRCS GRANT REVENUE	-228,750	-252,680	-5,165
10-3367-000-000. COVID-19 MAIN REIMBURSEMENT	0	-1,741,558	0
10-3369-000-000. FEDERAL GRANTS- SHERIFF	0	-58,008	0
10-3411-000-000. CLERK FEES	-90,000	-107,000	-97,989
10-3412-000-000. RECORDER FEES	-990,000	-900,000	-621,411
10-3413-000-000. SMALL CLAIMS FEES	-16,000	-18,000	-15,346
10-3414-000-000. ADMIN FEES FOR TAX SALE	-8,000	0	0

\*Report Contains Filters



10-3417-000-000. SURVEYOR FEES	-88,000	-80,000	-88,685
10-3421-000-000. SHERIFF FEES	-20,000	-20,000	-15,490
10-3421-001-000. SHERIFF CONTRACT OVERTIME	-35,000	-35,000	-35,245
10-3421-002-000. SCHOOL RESOURCE CONTRACT	-70,000	-70,000	-32,500
10-3422-000-000. JAIL COMMISSARY REVENUE	-370,000	-360,000	-307,371
10-3423-000-000. JAIL FEES	-2,000,000	-2,000,000	-1,791,337
10-3424-000-000. DISPATCH FEES	-600,000	-550,000	-339,328
10-3427-000-000. BOOKING FEES	-20,000	-20,000	-16,348
10-3429-000-000. EOC COMMUNICATION SITE LEASES	-28,000	-28,000	-13,800
10-3455-000-000. COUNTY PUBLIC DEFENDER FEE	-21,000	-28,000	-27,156
10-3460-000-000. DATA REQUEST FEES- ASSESSOR	-1,000	0	-3,105
10-3471-000-000. SETTLEMENT CANYON TOLL BOOTH	-70,000	-65,000	-80,632
10-3472-000-000. RENTS/BENSON GRIST MILL	-8,000	-8,000	-8,658
10-3472-000-001. BENSON GRIST MILL DONAT/ GRANT	0	0	-327
10-3473-000-000. TRAIL GRANT	-15,000	-15,000	-7,437
10-3473-000-001. MIDDLE CANYON	-70,000	-8,400	-26,564
10-3473-000-002. Ophir Deposits	-5,000	-5,000	-3,621
10-3473-000-003. Grantsville Reservoir	-5,000	-4,000	-3,203
10-3476-000-000. COUNTY FAIR RECEIPTS	0	-100,000	-101,440
10-3477-000-000. GIS FEES	-500	-500	-1,312
10-3496-000-000. ELECTION COST REFUNDS	-95,000	0	-37,598
10-3497-000-000. IMPACT FEES - PUBLIC SAFETY	-109,000	-90,000	-79,007
10-3498-000-000. IMPACT FEES - PARKS REC & TRLS	-385,000	-325,000	-282,696
10-3499-000-000. PARKS AND RECREATION GRANT	-10,000	0	-32
10-3511-000-000. JUSTICE COURT COUNTY FINES	-497,000	-497,000	-567,067
10-3512-000-000. JUSTICE CRT TOOELE CITY FINES	-2,500	-2,500	-4,924
10-3513-000-000. DISTRICT/CIRCUIT COURT FINES	-14,000	-14,000	-10,852
10-3514-000-000. JUSTICE COURT SECURITY FINE	-27,000	-27,000	-32,191
10-3515-000-000. JUSTICE CRT WEND CITY FINES	-2,500	-2,500	-2,374
10-3516-000-000. TRANSPORTATION FEES	0	0	-155
10-3610-000-000. INTEREST- GENERAL FUND	-42,000	-42,000	-376,819
10-3610-001-000. TAP REBATE	-4,000	-4,000	-6,046
10-3610-002-000. P-CARD REBATE	0	0	-3,975
10-3620-000-000. RENTS/GENERAL FUND	0	0	9,122
10-3620-001-000. CLAYTON TOWER RENTS	0	0	-70,510
10-3621-000-000. Administration Bldg Rentals	-500	-500	-720
10-3623-000-000. EOC GENERAL REVENUE	-5,000	-5,000	-9,493
10-3640-000-000. SALE OF FIXED ASSETS	-4,500	-4,500	-11,447
10-3690-000-000. MISCELLANEOUS REVENUE	-75,000	-75,000	-10,640
10-3690-002-000. PAGEANT REVENUE	-100	-100	0
10-3691-000-000. CANDIDATE FILING FEES	-100	-100	-733
10-3831-000-000. TRANSFER FROM ENTERPRISE FUNDS	-423,312	-403,334	0
10-3832-000-000. TRANSFER FROM MUNICIPAL SVC FU	-3,508,017	-4,794,845	0
10-3870-000-000. CONTRIBUTION-WEST DESERT MITIG	-4,000,000	-4,000,000	-2,867,179
10-3872-000-000. CONTRIBUTION-REGIONAL LANDFILL	-600,000	-600,000	-409,097
10-3873-000-000. 5 MILE PASS LANDFILL	-40,000	-40,000	-30,208
10-3890-000-000. BEG GN/FD FUND BALANCE APPROPR	-12,306,069	-8,572,093	0

\*Report Contains Filters

<b>Expenditure</b>	<b>45,229,522</b>	<b>43,857,409</b>	<b>18,825,202</b>
10-4111-110-000. SALARIES & WAGES	112,860	448,591	257,104
10-4111-130-000. EMPLOYEE BENEFITS	12,090	134,491	90,445
10-4111-200-000. MATERIALS, SUPP & SERV	3,000	16,800	13,577
10-4111-201-000. TAP - EMPLOYEE INCENTIVE	0	4,000	545
10-4111-230-000. TRAVEL & CONVENTIONS	42,000	35,000	22,392
10-4111-250-000. VEHICLE O&M	4,000	5,000	5,452
10-4111-260-000. UTILITIES - PHONES	3,000	4,100	321
10-4111-291-000. PHONE ALLOWANCE	2,000	2,700	1,425
10-4111-541-000. DONATIONS	80,000	87,000	1,875
10-4111-542-000. CHAMBER OF COMMERCE	60,000	60,000	0
10-4111-543-000. COMMUNICATION AND PUBLIC RELAT	50,000	50,000	0
10-4111-610-000. AWARDS AND RECOGNITION	15,000	15,000	2,146
10-4111-611-000. SAFETY INCENTIVE	0	7,000	9,140
10-4111-740-000. EQUIPMENT	0	10,000	-105
10-4112-110-000. SALARIES & WAGES	248,743	0	0
10-4112-130-000. EMPLOYEE BENEFITS	121,085	0	0
10-4112-200-000. MATERIALS, SUPP & SERV	12,000	0	0
10-4112-230-000. TRAVEL & CONVENTIONS	10,000	0	0
10-4112-250-000. VEHICLE O&M	4,000	0	0
10-4112-260-000. UTILITIES - PHONES	3,000	0	0
10-4112-291-000. PHONE ALLOWANCE	2,220	0	0
10-4112-740-000. EQUIPMENT	12,000	0	0
10-4121-200-000. MATERIALS, SUPP & SERV	750	750	244
10-4121-201-000. TRANSCRIPTS	5,000	5,000	0
10-4121-310-000. EXPERT WITNESS FEES	6,000	6,000	2,152
10-4121-311-000. CRIMINAL HOMICIDE/EXTRA FEES	15,000	15,000	20,000
10-4122-110-000. SALARIES & WAGES	358,592	339,652	236,998
10-4122-111-000. OVERTIME SALARIES AND WAGES	0	0	201
10-4122-130-000. EMPLOYEE BENEFITS	142,767	147,345	85,142
10-4122-200-000. MATERIALS, SUPP & SERV	14,000	12,000	11,331
10-4122-201-000. PROFESSIONAL SERVICES	6,000	6,000	3,753
10-4122-230-000. TRAVEL & CONVENTIONS	5,000	5,000	3,621
10-4122-260-000. BUILDING AND GROUNDS	28,000	28,000	22,940
10-4122-291-000. PHONE ALLOWANCE	1,500	1,320	1,250
10-4122-621-000. JUROR FEES	1,500	1,500	296
10-4122-622-000. WITNESS FEES	1,000	1,000	0
10-4122-623-000. JUROR FEES/CITY CASES	1,000	1,000	0
10-4122-624-000. WITNESS FEES/CITY CASES	1,000	1,000	-466
10-4122-740-000. EQUIPMENT	7,500	7,500	1,474
10-4123-202-000. CONFLICTS COUNSEL/IND PARENTS	27,000	27,000	22,958
10-4123-202-001. CONFLICTS CONTRACT	0	0	4,000
10-4123-203-000. TRANSCRIPTS	4,000	4,000	0
10-4123-312-000. APPEALS	5,000	5,000	5,000
10-4125-230-000. TRAVEL	3,700	3,700	750
10-4125-310-000. PROFESSIONAL SERVICES	363,922	322,788	268,990
10-4125-310-001. PROFESSIONAL SERV- IDC GRANT	156,538	218,672	0

\*Report Contains Filters



10-4125-311-000. CRIMINAL HOMICIDE/EXTRA FEES	15,000	15,000	6,085
10-4125-312-000. CONFLICTS CONTRACTS	5,000	5,000	3,968
10-4125-313-000. INVESTIGATOR/EXPERT WITNESS FE	5,000	5,000	4,502
10-4132-200-000. MATERIALS, SUPP & SERV	1,000	1,500	0
10-4132-310-000. PROFESSIONAL SERVICES	1,000	1,500	600
10-4134-110-000. SALARIES & WAGES	207,376	200,861	155,438
10-4134-111-000. SALARIES & WAGES - OVERTIME	500	500	82
10-4134-130-000. EMPLOYEE BENEFITS	102,183	99,273	71,988
10-4134-200-000. MATERIALS, SUPP & SERV	52,000	53,500	39,073
10-4134-201-000. TAP	3,500	3,500	1,605
10-4134-230-000. TRAVEL & CONVENTIONS	5,000	5,000	5,963
10-4134-291-000. PHONE ALLOWANCE	900	900	750
10-4134-310-000. PROFESSIONAL AND TECHNICAL	50,000	35,000	15,123
10-4134-610-000. RECOGNITION	12,000	12,000	143
10-4134-611-000. HEALTH & WELLNESS	30,000	30,000	0
10-4134-612-000. RETIRED EMP. HEALTH INSURANCE	355,000	335,000	216,216
10-4134-613-000. EMP HEALTH INSURANCE/CAFE PLAN	6,042	5,700	4,601
10-4134-616-000. EMPLOYEE ASSISTANCE PROGRAM	15,500	14,500	10,625
10-4134-620-000. INSURANCE SERVICE CREDIT PAYOU	62,000	62,000	0
10-4134-621-000. LEAVE PAYOUT	172,000	172,000	0
10-4134-622-000. SETTLEMENT PAYOUT	40,000	40,000	0
10-4134-740-000. EQUIPMENT	3,500	3,500	3,481
10-4136-110-000. SALARIES & WAGES	505,985	434,850	327,286
10-4136-111-000. SALARIES & WAGES-OVERTIME	1,000	1,500	15
10-4136-130-000. EMPLOYEE BENEFITS	268,249	208,571	149,710
10-4136-131-000. EMPLOYEE BENEFITS-OVERTIME	3,770	0	0
10-4136-132-000. ON CALL PAY	18,000	3,700	3,035
10-4136-200-000. MATERIALS, SUPP & SERV	41,000	18,000	13,739
10-4136-202-000. SERVICE CONTRACT-CASELLE	18,000	31,000	27,258
10-4136-207-000. SERVICE CONTRACT - U.P.S	0	8,930	11,795
10-4136-208-000. SERVICE CONTRACT-NETWORK	160,300	115,900	52,409
10-4136-210-000. SERVICE CONTRACT- EDM	27,000	24,058	34,950
10-4136-211-000. SERVICE CONTRACT - PROF SERV	188,088	112,888	87,870
10-4136-213-000. SERVICE CONTRACT - TYLER	64,337	61,273	58,000
10-4136-230-000. TRAVEL & TRAINING	6,000	6,000	2,459
10-4136-291-000. PHONE ALLOWANCE	3,840	3,400	2,850
10-4136-311-000. OUTSIDE P/C TRAINING	17,500	17,500	0
10-4136-481-000. SPECIAL DEPARTMENT SOFTWARE	269,386	190,234	201,650
10-4136-501-000. IT SPECIAL PROJECTS	0	420,000	0
10-4136-740-000. EQUIPMENT	101,665	158,070	79,341
10-4141-110-000. SALARIES & WAGES	202,592	277,362	148,458
10-4141-111-000. SALARIES & WAGES OVERTIME	1,500	1,500	0
10-4141-130-000. EMPLOYEE BENEFITS	84,199	119,668	51,132
10-4141-200-000. MATERIALS, SUPP & SERV	12,000	13,000	6,589
10-4141-201-000. PROFESSIONAL SERVICES	11,000	11,000	867
10-4141-202-000. TRUTH IN TAXATION	2,000	1,500	1,848
10-4141-203-000. BOARD OF EQUALIZATION	4,750	4,750	134

\*Report Contains Filters

10-4141-204-000. MAY TAX SALE	12,000	9,500	9,794
10-4141-205-000. TAX VALUATIONS	20,000	17,500	11,465
10-4141-230-000. TRAVEL & CONVENTIONS	7,000	6,000	2,319
10-4141-291-000. PHONE ALLOWANCE	900	900	383
10-4141-740-000. EQUIPMENT	2,000	2,000	1,908
10-4142-110-000. SALARIES & WAGES	281,470	291,381	222,308
10-4142-111-000. SALARIES & WAGES-OVERTIME	1,000	761	761
10-4142-130-000. EMPLOYEE BENEFITS	134,939	145,709	90,887
10-4142-200-000. MATERIALS, SUPP & SERV	12,000	12,000	13,197
10-4142-230-000. TRAVEL & TRAINING	5,000	5,000	3,852
10-4142-291-000. PHONE ALLOWANCE	1,320	1,320	750
10-4142-310-000. PROFESSIONAL SERVICES	50,000	53,600	2,058
10-4142-740-000. EQUIPMENT	5,000	5,000	127
10-4143-110-000. SALARIES & WAGES	316,891	315,443	250,290
10-4143-111-000. SALARIES & WAGES OVERTIME	1,000	1,000	671
10-4143-130-000. EMPLOYEE BENEFITS	160,865	165,858	119,042
10-4143-200-000. MATERIALS, SUPP & SERV	14,200	22,100	9,568
10-4143-202-000. TAX NOTICES	21,000	20,000	8,900
10-4143-203-000. DMV POSTAGE	4,600	4,600	1,489
10-4143-230-000. TRAVEL & TRAINING	7,500	2,000	2,142
10-4143-291-000. PHONE ALLOWANCE	900	900	350
10-4143-740-000. EQUIPMENT	6,200	2,000	0
10-4144-110-000. SALARIES & WAGES	384,839	353,440	279,959
10-4144-111-000. SALARIES & WAGES-OVERTIME	0	0	15
10-4144-130-000. EMPLOYEE BENEFITS	213,193	186,857	133,143
10-4144-200-000. MATERIALS, SUPP & SERV	8,000	7,500	4,887
10-4144-230-000. TRAVEL & TRAINING	5,500	5,500	926
10-4144-240-000. OFFICE EXPENSE	5,500	5,000	3,335
10-4144-250-000. EQUIPMENT O&M	6,000	3,000	232
10-4144-251-000. VEHICLE O&M	800	800	281
10-4144-291-000. PHONE ALLOWANCE	1,320	1,320	1,350
10-4144-310-000. PROFESSIONAL & TECHNICAL	16,000	15,500	3,196
10-4144-740-000. EQUIPMENT	8,500	10,500	16,248
10-4145-110-000. SALARIES & WAGES	992,629	945,387	635,314
10-4145-130-000. EMPLOYEE BENEFITS	453,127	444,854	279,383
10-4145-200-000. MATERIALS, SUPP & SERV	10,500	13,458	7,675
10-4145-201-000. LAW LIBRARY	10,000	8,500	6,597
10-4145-203-000. COMPUTER SUPPLIES	1,000	1,000	2,486
10-4145-230-000. TRAVEL & TRAINING	11,500	10,500	7,900
10-4145-230-001. TRAVEL-DRUG FORFEITURE FUND	15,000	15,000	5,403
10-4145-260-000. BUILDING AND GROUNDS	56,000	56,000	46,574
10-4145-291-000. PHONE ALLOWANCE	4,260	3,840	3,270
10-4145-310-000. PROFESSIONAL & TECHNICAL	6,100	5,500	3,230
10-4145-311-000. LAW INTERNS	6,000	0	0
10-4145-541-000. DONATIONS	2,000	2,000	600
10-4145-740-000. EQUIPMENT	23,000	33,351	30,203
10-4146-110-000. SALARIES & WAGES	483,010	474,807	362,641

\*Report Contains Filters



10-4146-111-000. SALARIES & WAGES - OVERTIME	10,000	10,000	7,338
10-4146-130-000. EMPLOYEE BENEFITS	256,175	245,951	174,637
10-4146-200-000. MATERIALS, SUPP & SERV	10,175	10,175	7,624
10-4146-230-000. TRAVEL & TRAINING	16,885	16,879	5,093
10-4146-241-000. POSTAGE	2,950	2,750	2,002
10-4146-250-000. EQUIPMENT- O & M	2,580	2,580	480
10-4146-291-000. PHONE ALLOWANCE	1,380	1,320	1,100
10-4146-310-000. PROFESSIONAL & TECHNICAL	81,989	148,119	72,425
10-4146-311-000. REAPPRAISAL TRUST	131,500	131,500	73,217
10-4146-312-000. AUDITS-PERSONAL PROPERTY	2,000	2,000	2,625
10-4146-740-000. EQUIPMENT	8,200	6,500	3,544
10-4147-110-000. SALARIES & WAGES	12,698	87,656	7,733
10-4147-130-000. EMPLOYEE BENEFITS	1,360	9,388	719
10-4147-200-000. MATERIALS, SUPP & SERV	1,500	1,500	964
10-4147-230-000. TRAVEL & CONVENTIONS	3,500	3,500	350
10-4147-240-000. OFFICE EXPENSE	1,000	1,000	348
10-4147-250-000. EQUIPMENT- O & M	5,000	5,000	0
10-4147-251-000. VEHICLE O&M	1,000	1,000	984
10-4147-310-000. PROFESSIONAL SERVICES	75,000	75,000	71,568
10-4147-310-001. MONUMENT RESTORATION EXPENSE	5,000	2,000	29,297
10-4147-311-000. MONUMENT PRESERVATION GRANT EX	0	19,000	1,500
10-4147-740-000. EQUIPMENT	5,500	5,000	4,277
10-4150-290-000. MEMBERSHIPS	77,696	55,000	13,666
10-4150-291-000. PROFESSIONAL COMMUNICATIONS	98,000	48,000	300
10-4150-310-000. INDEPENDENT AUDIT	110,000	105,000	107,750
10-4150-312-000. CONGRESSIONAL REPRESENTATIVE	0	20,000	0
10-4150-313-000. INDIGENT CAPITAL DEFENSE	31,633	31,000	30,451
10-4150-314-000. LEGAL SERVICES	130,000	170,000	127,937
10-4150-314-002. UMC LEGAL EXPENSES AND CLOSING	0	0	4,520
10-4150-314-003. LEGAL SETTLEMENT & CLOS S.MTN	0	250,000	0
10-4150-314-004. PROPERTY APPEALS LEGAL SERVICE	53,000	0	0
10-4150-315-000. CONSULTING SERVICES	128,000	128,000	5,563
10-4150-317-000. BOARDS & COMMITTEES	3,500	5,500	74
10-4150-318-000. STATE GOVERNMENT RELATIONS	96,000	96,000	36,000
10-4150-510-000. INSURANCE	320,000	296,000	270,148
10-4160-110-000. SALARIES & WAGES	651,764	588,554	395,009
10-4160-111-000. SALARIES & WAGES-OVERTIME	35,000	35,000	26,340
10-4160-130-000. EMPLOYEE BENEFITS	325,339	311,857	173,127
10-4160-132-000. ON CALL PAY	3,470	3,470	0
10-4160-230-000. TRAVEL & TRAINING	4,500	5,500	4,131
10-4160-250-000. EQUIPMENT-OPERATION & MAINT.	15,000	7,500	2,514
10-4160-251-000. MECHANICAL MAINTENANCE	0	0	1,005
10-4160-251-002. COUNTY BUILDING	0	0	5,507
10-4160-251-003. CJC	0	0	366
10-4160-251-004. TOOELE SENIOR BUILDING	0	0	1,144
10-4160-251-006. MANTES AND MAIN STREET BLDG	0	0	1,410
10-4160-251-007. HEALTH BUILDING	0	0	2,150

\*Report Contains Filters

10-4160-251-009. DETENTION CENTER	0	0	12,056
10-4160-251-010. GRANTSVILLE SENIOR CENTER	0	0	537
10-4160-260-000. BUILDING AND GROUNDS	0	0	42,261
10-4160-260-002. COUNTY BUILDING	133,000	133,000	8,627
10-4160-260-003. CJC	16,900	16,900	223
10-4160-260-004. TOOELE SENIOR BUILDING	50,200	50,200	2,748
10-4160-260-005. EOC	30,500	30,500	909
10-4160-260-006. MANTES AND MAIN STREET BLDG	25,000	29,500	7,869
10-4160-260-007. HEALTH BUILDING	100,000	112,400	6,907
10-4160-260-009. DETENTION CENTER	425,000	439,000	15,214
10-4160-260-010. GRANTSVILLE SENIOR CENTER	20,000	9,000	3,073
10-4160-260-011. ROADS SHOP	39,500	39,500	0
10-4160-260-012. FOOD BANK	20,000	18,200	0
10-4160-260-014. CLARS BUILDING	15,200	15,200	0
10-4160-260-015. PARK & RIDE AND STREET LIGHTS	8,000	8,000	0
10-4160-260-017. LANDFILL	2,000	8,000	0
10-4160-260-018. YOUTH SERVICE CTR 31 S. MAIN	11,500	0	0
10-4160-260-019. SCHOOL DIST 27 S. MAIN	9,500	0	0
10-4160-260-020. SEARCH & RESCUE BUILDING	8,400	0	0
10-4160-270-000. UTILITIES	240,000	234,140	128,929
10-4160-271-000. UTILITIES/HEALTH DEPT BLDG	0	0	10,046
10-4160-272-000. UTILITIES/WENDOVER BUILDING	31,840	30,540	364
10-4160-291-000. PHONE ALLOWANCE	5,940	5,520	4,200
10-4160-310-000. PROFESSIONAL SERVICES	0	0	333
10-4160-310-002. COUNTY BUILDING	0	0	5,522
10-4160-310-003. CJC	0	0	1,950
10-4160-310-004. TOOELE SENIOR BUILDING	0	0	11,018
10-4160-310-007. HEALTH BUILDING	0	0	23,116
10-4160-310-009. DETENTION BUILDING	0	0	794
10-4160-310-010. GRANTSVILLE SENIOR CENTER	0	0	3,581
10-4160-720-000. IMPROVEMENTS	290,000	190,000	28,979
10-4160-740-000. EQUIPMENT	92,525	153,225	25,731
10-4170-200-000. MATERIALS, SUPP & SERV	7,500	10,000	4,458
10-4170-230-000. TRAVEL & CONVENTIONS	2,500	2,500	3,500
10-4170-310-000. PROFESSIONAL SERVICES	115,000	204,000	64,233
10-4170-740-000. EQUIPMENT	42,000	42,000	9,105
10-4210-110-000. SALARIES & WAGES	2,223,839	2,160,231	1,551,267
10-4210-111-000. SALARIES & WAGES-OVERTIME	65,000	25,000	11,931
10-4210-111-010. CONTRACT OVERTIME	0	40,000	50,298
10-4210-130-000. EMPLOYEE BENEFITS	1,290,329	1,280,557	819,967
10-4210-132-000. DETECTIVE ON CALL PAY	4,000	4,000	3,548
10-4210-140-000. SURVIVING SPOUSE TRUST	2,700	2,700	2,470
10-4210-200-000. MATERIALS, SUPP & SERV	50,000	50,000	38,010
10-4210-200-010. FLEET MAINTENANCE	65,000	65,000	35,277
10-4210-200-020. OFFICE SUPPLIES	11,000	11,000	8,362
10-4210-200-030. FLEET FUEL COSTS	93,000	93,000	58,714
10-4210-200-040. SOFTWARE	47,000	47,000	45,400

\*Report Contains Filters



10-4210-200-050. SUBSCRIPTIONS & MEMBERSHIPS	4,500	4,500	3,817
10-4210-200-060. SPECIAL DEPT. SUPPLIES	20,000	20,000	9,778
10-4210-200-070. STATE ALCOHOL/BEER TAX FUNDS	65,000	65,000	33,501
10-4210-200-080. HOMELAND SECURITY GRANT	10,500	10,500	381
10-4210-200-090. US Forest Service Grant	10,000	10,000	8,521
10-4210-201-000. UNIFORM ALLOWANCE	28,500	28,500	24,664
10-4210-204-000. UTILITIES	12,000	10,490	0
10-4210-205-000. PROFESSIONAL SERVICES	2,000	2,000	2,657
10-4210-207-000. CANINE PROGRAM	5,000	5,000	14,565
10-4210-230-000. TRAVEL & CONVENTIONS	18,000	18,000	15,203
10-4210-291-000. PHONE ALLOWANCE	12,240	12,240	7,373
10-4210-611-000. SAFETY INCENTIVE	6,600	0	0
10-4210-740-000. EQUIPMENT	293,500	275,500	180,474
10-4215-110-000. SALARIES & WAGES	975,956	857,707	639,606
10-4215-111-000. SALARIES & WAGES-OVERTIME	2,500	27,500	3,076
10-4215-130-000. EMPLOYEE BENEFITS	508,933	454,839	291,688
10-4215-200-000. 911 MATERIALS, SUPP, & SERV	7,000	7,000	5,329
10-4215-201-000. SOFTWARE	82,000	88,800	62,015
10-4215-202-000. UNIFORM ALLOWANCE	8,200	8,200	6,724
10-4215-204-000. UTILITIES PHONE/POWER	65,000	65,000	45,216
10-4215-230-000. TRAVEL & CONVENTIONS	9,000	9,000	6,134
10-4215-291-000. PHONE ALLOWANCE	420	420	500
10-4215-611-000. SAFETY INCENTIVE	2,400	0	0
10-4215-740-000. EQUIPMENT	72,200	78,200	4,383
10-4218-200-000. MATERIALS, SUPP & SERV	8,000	8,000	6,121
10-4218-204-000. UTILITIES	6,000	5,200	3,353
10-4218-230-000. TRAINING	2,000	2,000	0
10-4218-610-000. DEATH BENEFIT	500	500	1,250
10-4218-740-000. EQUIPMENT	3,000	3,000	0
10-4220-110-000. SALARIES & WAGES	42,271	41,580	14,974
10-4220-130-000. EMPLOYEE BENEFITS	4,527	4,211	1,326
10-4220-200-000. WILDFIRE PREVENTION	113,532	106,258	38,352
10-4220-201-000. STATE/INTERAGENCY SUPPRESSION	185,258	222,277	636
10-4220-202-000. TERRA/IBAPAH FIRE DEPARTMENT	37,070	33,700	33,589
10-4220-203-000. FIRE CHIEFS M. S. & S.	1,000	1,000	0
10-4220-204-000. WILDFIRE MITIGATION	267,064	256,315	155,062
10-4220-205-000. WILDFIRE PREPAREDNESS	133,532	128,158	21,551
10-4220-230-000. COUNTY INITIAL ATTACK	50,000	48,000	36,231
10-4220-310-000. FIRE WARDEN/AST WARDEN	50,700	50,700	39,035
10-4220-740-000. WARDEN PROGRAM SUPPORT	10,000	8,000	7,874
10-4230-110-000. SALARIES & WAGES	2,876,390	2,889,995	2,051,259
10-4230-111-000. SALARIES & WAGES-OVERTIME	30,000	30,000	17,877
10-4230-111-001. SALARIES & WAGES-HOLIDAY OT	12,000	0	0
10-4230-111-010. CONTRACT OVERTIME	0	12,000	0
10-4230-130-000. EMPLOYEE BENEFITS	1,687,283	1,690,239	1,066,621
10-4230-132-000. JAIL ON CALL PAY	5,200	4,200	4,160
10-4230-140-000. SURVIVING SPOUSE TRUST	3,230	3,230	3,230

\*Report Contains Filters

10-4230-200-000. MATERIALS, SUPP & SERV	106,000	106,000	58,231
10-4230-200-010. FLEET MAINTENANCE	18,000	18,000	2,919
10-4230-200-011. FUEL EXPENSE	14,000	14,000	9,165
10-4230-200-020. OFFICE SUPPLIES	12,500	10,000	6,484
10-4230-200-030. TECHNOLOGY (HARDWARE/SOFTWARE)	72,500	30,000	27,823
10-4230-200-050. SUBSCRIPTIONS & MEMBERSHIPS	3,500	3,500	3,398
10-4230-200-060. SPECIAL DEPT. SUPPLIES	13,000	13,000	5,099
10-4230-201-000. FEEDING PRISONERS	460,000	460,000	339,323
10-4230-202-000. TVRMC/MEDICAL COSTS	45,000	45,000	28,113
10-4230-202-010. PHARMACY COST	100,000	100,000	49,681
10-4230-202-020. DENTAL COSTS	22,000	22,000	9,632
10-4230-202-030. DOCTOR CONTRACT	72,000	72,000	60,000
10-4230-203-000. UNIFORM ALLOWANCE	28,800	28,800	23,592
10-4230-204-000. ROCKY MOUNTAIN POWER	85,000	85,000	55,235
10-4230-204-010. QUESTAR	18,000	18,000	12,953
10-4230-204-020. SUMMIT ENERGY	60,000	60,000	34,515
10-4230-204-030. WATER	65,000	60,000	49,594
10-4230-205-000. PROFESSIONAL SERVICES	2,500	2,500	2,662
10-4230-206-000. INMATE MONITORING	500	500	0
10-4230-207-000. PAPER PRODUCTS	12,500	12,500	7,458
10-4230-208-000. COMMISSARY	335,000	325,000	252,628
10-4230-210-000. INMATE SUPPLIES	55,000	55,000	35,539
10-4230-220-000. STATE INMATE WOKER WAGES	10,000	10,000	0
10-4230-230-000. TRAINING	14,000	14,000	12,933
10-4230-291-000. PHONE ALLOWANCE	2,100	2,100	1,003
10-4230-600-000. CAPITAL IMPROVEMENT	0	27,000	47,775
10-4230-611-000. SAFETY INCENTIVE	6,400	0	0
10-4230-740-000. EQUIPMENT	62,000	168,008	21,089
10-4252-200-000. MATERIALS, SUPP & SERV	3,100	3,000	0
10-4255-110-000. SALARIES & WAGES	191,771	186,356	147,150
10-4255-130-000. EMPLOYEE BENEFITS	89,438	85,968	60,412
10-4255-200-000. MATERIALS, SUPP & SERV	15,000	5,000	5,040
10-4255-200-001. IN HOUSE TRAINING SUPPLIES	2,000	2,000	732
10-4255-201-000. COMMUNICATIONS	3,000	3,000	522
10-4255-202-000. PUBLIC EDUCATION	3,500	4,000	0
10-4255-203-000. SOUTH MOUNTAIN LEASE	27,333	27,333	22,465
10-4255-230-000. TRAVEL & TRAINING	5,000	5,000	1,011
10-4255-291-000. PHONE ALLOWANCE	1,740	1,740	2,250
10-4255-310-000. FACILITIES	174,400	174,400	159,803
10-4255-311-000. LEPC	0	3,000	1,748
10-4255-312-000. VEHICLES	11,500	11,500	8,757
10-4255-313-000. PROFESSIONAL & TECHNICAL	60,000	45,000	15,490
10-4255-740-000. EQUIPMENT	7,500	18,000	4,713
10-4255-742-000. ALERT & NOTIFICATION SYSTEM/EQ	16,000	18,000	3,773
10-4255-744-000. COMMUNICATIONS SITES & EQUIP	154,400	124,400	60,020
10-4255-746-000. AUTOMATION SYSTEMS & EQUIP	3,500	4,000	0
10-4255-753-000. HOMELAND SECURITY GRANT	8,800	20,892	3,531

\*Report Contains Filters



10-4255-757-000. EM RESPONSE EXPENSE	500	0	384
10-4255-758-000. NRCS GRANT EXPENSE	245,392	252,680	14,935
10-4255-759-000. PRE-DISASTER MITIGATION GRANT	60,000	60,000	0
10-4320-110-000. SALARIES & WAGES	137,038	140,975	99,270
10-4320-111-000. OVERTIME	1,500	1,500	0
10-4320-130-000. EMPLOYEE BENEFITS- CNTY CONTRI	79,857	79,777	26,987
10-4320-130-001. EMPLOYEE BENEFITS- VOCA/STATE	0	7,390	0
10-4320-200-000. MATERIALS, SUPP & SERV	4,000	7,930	1,980
10-4320-200-001. MATERIALS, SUPP & SERV CLEANIN	3,120	3,120	0
10-4320-201-000. COUNTY CONTRIBUTIONS	16,300	35,000	27,278
10-4320-230-000. TRAVEL & CONVENTIONS	27,390	16,185	10,252
10-4320-291-000. PHONE ALLOWANCE	900	900	0
10-4320-740-000. EQUIPMENT	17,000	14,000	0
10-4320-750-000. FORENSIC INTERVIEWERS	10,000	10,000	4,300
10-4320-752-000. MH TREATMENT FOR VICTIMS & TRA	22,344	22,750	6,017
10-4450-110-000. SALARIES & WAGES	175,045	169,903	137,771
10-4450-130-000. EMPLOYEE BENEFITS	58,210	61,326	43,643
10-4450-200-000. MATERIALS, SUPP & SERV	15,000	17,460	3,409
10-4450-220-000. PUBLIC NOTICES	500	500	0
10-4450-230-000. TRAVEL AND TRAINING	1,500	1,500	1,514
10-4450-240-000. OFFICE EXPENSE	300	300	24
10-4450-250-000. EQUIPMENT O & M	22,000	10,000	2,909
10-4450-270-000. UTILITIES	2,200	2,200	188
10-4450-291-000. PHONE ALLOWANCE	1,320	1,320	1,000
10-4450-740-000. EQUIPMENT	60,000	0	0
10-4450-750-000. SPECIAL PROJECTS (WEED BOARD)	10,000	10,000	2,042
10-4450-751-000. GRANTS	0	0	210
10-4450-751-001. ISM WEED BOARD	14,425	36,000	9,457
10-4450-751-002. ISM SOUTH OQUIRRH	9,614	30,000	5,147
10-4450-751-003. ISM SQUARROSE	15,000	15,000	0
10-4450-751-004. BLM CONTRACT	7,500	7,500	0
10-4450-751-005. USFS	8,500	8,500	0
10-4450-751-006. UWSA USFS WEED BOARD	5,000	6,000	2,205
10-4450-751-008. UWSA USFS SGMA	20,000	20,000	7,559
10-4460-110-000. SALARIES & WAGES	119,696	115,729	70,260
10-4460-130-000. EMPLOYEE BENEFITS	64,893	69,328	42,933
10-4460-200-000. MATERIALS, SUPP & SERV	2,500	2,000	387
10-4460-230-000. TRAVEL & TRAINING	5,000	5,000	0
10-4460-240-000. OFFICE EXPENSE	32,000	23,000	20,818
10-4460-250-000. EQUIPMENT O&M	2,000	2,000	677
10-4460-310-000. PROFESSIONAL SERVICES	35,000	35,000	13,077
10-4460-740-000. EQUIPMENT	5,000	19,000	8,149
10-4511-110-000. SALARIES & WAGES	245,786	209,155	108,315
10-4511-110-001. S & W BENSON GRIST MILL	0	31,081	0
10-4511-111-000. S & W OVERTIME	3,000	2,939	1,441
10-4511-130-000. EMPLOYEE BENEFITS	43,625	38,858	21,693
10-4511-131-000. EMP/BEN- BENSON GRIST MILL	0	1,689	0

\*Report Contains Filters

10-4511-200-000. M. S. & S./PKS-RECREATION	40,000	32,500	39,578
10-4511-201-000. M. S. & .S- BENSON GRIST MILL	23,000	21,200	21,192
10-4511-203-000. SPECIAL PROJECTS	30,000	160,000	0
10-4511-204-000. MIDDLE CANYON TOLL BOOTH	32,500	32,500	9,622
10-4511-205-000. TRAILS	26,000	26,000	13,403
10-4511-230-000. TRAVEL & CONVENTIONS	3,000	3,000	0
10-4511-291-000. PHONE ALLOWANCE	840	840	500
10-4511-610-000. GRANT MATCHING ACCOUNT	20,000	20,000	0
10-4511-740-000. EQUIPMENT	49,650	31,100	0
10-4520-483-000. COUNTY FAIR	30,000	160,000	178,339
10-4520-485-000. SCHOLARSHIP PAGEANT	0	15,000	-1,500
10-4520-485-001. PAGEANT MATERIALS & SUPPLIES	0	15,000	3,250
10-4520-541-000. STOCK SHOW DONATION	10,000	5,000	4,500
10-4550-110-000. SALARIES & WAGES	68,086	66,083	48,420
10-4550-130-000. EMPLOYEE BENEFITS	53,767	39,085	26,295
10-4550-200-000. MATERIALS, SUPP & SERV	16,680	16,680	17,352
10-4550-201-000. 4-H MEMBERSHIP	10,342	10,342	10,311
10-4550-230-000. TRAVEL & TRAINING	11,820	11,820	11,863
10-4550-231-000. TRAVEL-TURKEY SHOW	1,970	1,970	0
10-4550-241-000. POSTAGE EXPENSE (EXT. SERV)	985	747	722
10-4550-250-000. EQUIPMENT - OPER. & MAINT.	3,940	1,860	184
10-4550-251-000. AUTO MAINTENANCE	2,955	2,199	2,888
10-4550-291-000. PHONE ALLOWANCE	900	900	260
10-4550-310-000. PROFESSIONAL SERVICES	21,770	31,508	0
10-4550-720-000. PASTURE REHABILITATION	493	149	0
10-4550-730-000. DEMONSTRATION GARDEN MTNC	1,970	1,970	1,382
10-4550-740-000. EQUIPMENT	59,850	20,380	2,984
10-4640-700-000. CDBG GENERAL	60,000	60,000	0
10-4641-700-000. MASS TRANSIT - UTA EXPENSE	1,500,000	1,450,000	954,128
10-4645-483-000. CLOUD SEEDING PROGRAM	12,535	12,535	0
10-4830-920-000. TRANSFER/(21 FD) HUMAN SERVICE	3,110,203	0	0
10-4830-922-000. TRANSFER/(25 FD) AGING-ADULT S	655,787	234,571	0
10-4830-923-000. TRANSFER/(31 FD) DEBT SERVICE	0	249,000	0
10-4830-924-000. TRANSFER/(40 FD) CAPITAL PROJE	9,030,000	6,884,416	0
10-4830-926-000. TRANSFER/(54 FD) DESERET PEAK	0	808,400	0
10-4830-932-000. TRANSFER (32 FD) MBA DEBT SVC	688,127	1,787,000	0
10-4830-933-000. TRANSFER IMPACT FEES TO OTHER	415,000	415,000	0
10-4840-920-000. TRANSFER TO TOOELE CITY	20,000	20,000	0
10-4840-921-000. TRANSFER TO GRANTSVILLE CITY	20,000	20,000	0
10-4840-922-000. TRANSFER TO WENDOVER CITY	20,000	20,000	0
10-4840-923-000. TRANSFER TO N.T.C. FIRE DIST	20,000	20,000	0
10-4840-924-000. TRANSFER TO STOCKTON TOWN	20,000	20,000	0
10-4840-925-000. TRANSFER TO RUSH VALLEY TOWN	6,000	6,000	0
10-4840-926-000. TRANSFER TO VERNON TOWN	6,000	6,000	0
10-4900-110-999. COVID-19 PUB. SAFETY WAGES	0	824,700	0
10-4900-130-999. COVID-19 PUB. SAFETY EMP BENE	0	406,230	0
10-4900-200-999. COVID-19 MATERIALS, SUPP	0	95,628	0

\*Report Contains Filters



10-4900-310-999. COVID-19 CONTRACT SERVICES	0	15,000	0
10-4900-311-999. COVID-19 DONATIONS & GRANTS	0	345,000	0
10-4900-481-999. COVID-19 DEPARTMENT SOFTWARE	0	35,000	0
10-4900-740-999. COVID-19 EQUIPMENT	0	20,000	0
10-4960-220-000. PUBLIC NOTICES	3,000	3,000	2,615
10-4960-240-000. POSTAGE	5,000	6,700	-493
10-4960-243-000. PHONE EXPENSES	3,000	3,000	2,501
10-4960-310-000. PREDATOR DAMAGE CONTROL	5,400	5,400	0
10-4960-610-000. MISCELLANEOUS	65,550	64,050	44,154
<b>11. CLASS B ROAD FUND</b>	<b>0</b>	<b>0</b>	<b>-40,424</b>
<b>Revenue</b>	<b>-3,657,574</b>	<b>-3,789,689</b>	<b>-2,663,792</b>
11-3131-000-000. GAS TAX - PROP 1	-560,000	-600,000	-448,141
11-3319-000-000. "B" ROAD FUND/FOREST RESERVE A	-215,000	-114,000	0
11-3356-000-000. "B" ROAD FUND ALLOTMENT	-2,550,000	-3,000,000	-2,110,456
11-3411-000-000. SIGNS & STRIPING	-6,200	-10,000	-7,500
11-3412-000-000. EXCAVATION & INSPECTIONS	-84,000	-50,000	-24,247
11-3610-000-000. "B" ROAD FUND-INTEREST INCOME	-5,000	-20,000	-19,325
11-3640-000-000. SALE OF FIXED ASSETS	0	-26,553	-27,832
11-3690-000-000. MISC REVENUE	-1,000	-12,000	-26,290
11-3841-000-000. "B" ROAD FUND-TRF FROM MSF	-150,000	-150,000	0
11-3891-000-000. ROAD "B"-FUND BALANCE APPROPRI	-86,374	192,864	0
<b>Expenditure</b>	<b>3,657,574</b>	<b>3,789,689</b>	<b>2,623,368</b>
11-4415-110-000. SALARIES & WAGES	954,791	938,474	737,305
11-4415-111-000. SALARIES & WAGES-OVERTIME	20,000	25,000	16,511
11-4415-130-000. EMPLOYEE BENEFITS	529,783	506,662	363,446
11-4415-200-000. MATERIALS, SUPP & SERV	245,000	250,000	233,520
11-4415-201-000. SALT	117,000	117,000	91,977
11-4415-230-000. TRAVEL & CONVENTIONS	10,000	10,000	10,183
11-4415-240-000. OFFICE EXPENSE	1,000	11,000	193
11-4415-240-001. OFFICE EQUIPMENT	5,000	0	0
11-4415-250-000. EQUIPMENT O & M	200,000	225,000	170,394
11-4415-270-000. UTILITIES	28,000	28,000	15,640
11-4415-291-000. PHONE ALLOWANCE	3,000	3,000	2,375
11-4415-310-000. PROFESSIONAL & TECHNICAL	15,000	25,000	12,262
11-4415-740-000. EQUIPMENT	500,000	526,553	358,287
11-4415-742-000. OUTSIDE EQUIPMENT LEASE	84,000	84,000	85,795
11-4420-720-000. ROUTINE MAINTENANCE	60,000	65,000	51,977
11-4426-720-000. STRIPING	50,000	50,000	27,246
11-4427-720-000. SIGNS AND SAFETY	25,000	35,000	4,880
11-4430-720-000. SLURRY SEAL	270,000	340,000	87,433
11-4431-720-000. CHIP SEAL	300,000	300,000	156,168
11-4450-720-000. THICK OVERLAY	100,000	200,000	136,694
11-4452-720-000. COUNTRY CLUB	0	0	59,175
11-4463-720-000. FLOOD CONTROL	15,000	25,000	1,907
11-4471-720-000. SPECIAL PROJECTS	125,000	25,000	0
<b>12. MASS TRANSIT Q3 FUNDING</b>	<b>0</b>	<b>0</b>	<b>0</b>
<b>Revenue</b>	<b>-2,334,000</b>	<b>-1,900,000</b>	<b>0</b>

\*Report Contains Filters

12-3110-000-000. Q3 TRANSPORTATION TAX	-2,300,000	-1,900,000	0
12-3610-000-000. INTEREST INCOME	-34,000	0	0
<b>Expenditure</b>	<b>2,334,000</b>	<b>1,900,000</b>	<b>0</b>
12-4160-260-000. SPECIAL PROJECTS	2,334,000	1,900,000	0
<b>21. HUMAN SERVICES FUND</b>	<b>0</b>	<b>150,000</b>	<b>-28,309</b>
<b>Revenue</b>	<b>-4,723,270</b>	<b>-1,789,260</b>	<b>-1,166,481</b>
21-3345-000-000. BEHAVIORAL HLTH RCPTS FROM UT	-1,341,804	-1,341,804	-1,062,747
21-3346-001-000. YOUTH SERVICES CENTER	-21,600	-64,800	0
21-3346-002-000. SOCIAL SERVICES BLOCK GRANT	-55,467	-55,467	-55,110
21-3346-005-000. YOUTH SERVICES CENTER	0	-105,000	0
21-3346-011-000. TOOELE COUNTY HOUSING	-15,000	-15,000	-12,194
21-3346-011-001. TRANSITIONAL HOUSING RENTS	-10,000	-10,000	-22,781
21-3401-000-000. PFS- PARTNERS FOR SUCCESS	-81,250	-81,250	0
21-3402-000-000. STATE OPIOID PREVENTION GRANT	-4,178	-4,178	0
21-3403-000-000. SAPT BLOCK GRANT	-52,268	-52,268	0
21-3404-000-000. STATE GENERAL FUND	-12,000	-12,000	0
21-3405-000-000. NAMI UTAH GRANT	-4,500	-4,500	0
21-3501-000-000. MISCELLANEOUS REVENUE	-4,000	-4,000	0
21-3502-000-000. PRIME FOR LIFE REVENUE	-4,000	0	0
21-3610-000-000. INTEREST INCOME	-7,000	-7,000	-13,649
21-3831-000-000. TRANSFER FROM GENERAL FUND	-3,110,203	0	0
21-3892-000-000. APPROPRIATION/O.S.S. RESERVE	0	-31,993	0
<b>Expenditure</b>	<b>4,723,270</b>	<b>1,939,260</b>	<b>1,138,173</b>
21-4125-200-000. MATERIALS, SUPP & SERV	8,500	8,500	5,138
21-4139-930-000. S.S.B.G./COUNTY MATCH	15,000	15,000	0
21-4139-931-000. S.S.B.G./STATE CONTRACT	56,000	55,460	39,310
21-4317-110-000. SALARIES & WAGES	191,237	76,576	0
21-4317-130-000. EMPLOYEE BENEFITS	90,833	48,232	0
21-4317-200-000. MATERIALS, SUPPLIES & SERVICES	25,192	1,781	0
21-4317-230-000. TRAVEL & TRAINING	30,000	2,000	0
21-4317-291-000. PHONE ALLOWANCE	420	210	0
21-4317-310-000. NAMI GRANT EXP	9,000	4,500	0
21-4317-311-000. OPIOID RESPONSE	42,600	4,178	0
21-4317-610-000. HEALTH DEPT REIMBURSEMENT	41,740	18,219	0
21-4317-740-001. IT EQUIPMENT	7,300	2,500	0
21-4320-200-000. TOOELE COUNTY HOUSING MAINTENA	0	24,000	18,753
21-4320-201-000. HOUSING SECURITY DEPOSIT	0	1,000	0
21-4320-204-000. TRANSIENT INDIGENT-COUNTY	5,500	5,500	3,000
21-4321-207-000. YOUTH SERVICES CTR OPERATIONS	21,600	64,800	553
21-4321-720-000. YOUTH SERVICES CENTER	0	105,000	0
21-4322-200-000. BEHAVIORAL HEALTH PAYMENTS	2,034,764	1,341,804	1,062,197
21-4330-110-000. SALARIES & WAGES	129,325	0	0
21-4330-130-000. EMPLOYEE BENEFITS	77,852	0	0
21-4330-200-000. MATERIALS, SUPP & SERV	203,782	10,000	0
21-4330-202-000. MEDICAID MATCH	1,200,000	0	9,222
21-4330-230-000. TRAVEL & CONVENTIONS	2,000	1,000	0
21-4330-310-000. PROFESSIONAL SERVICES	478,000	139,000	0

\*Report Contains Filters



21-4361-200-000. MATERIALS, SUPP & SERV	52,625	10,000	0
<b>22. PUBLIC HEALTH FUND</b>	<b>0</b>	<b>0</b>	<b>245,243</b>
<b>Revenue</b>	<b>-5,655,345</b>	<b>-6,398,400</b>	<b>-3,755,945</b>
22-3110-000-000. GENERAL HEALTH TAX LEVY	-789,735	-800,000	-77,254
22-3340-001-000. GENERAL HEALTH	-80,298	-79,663	-69,219
22-3340-001-001. AGING REIMBURSEMENTS	-26,000	-26,000	-20,059
22-3340-001-002. PREVENTION REIMBURSEMENTS	-4,800	0	0
22-3340-002-000. S.T.D.	-5,000	-3,764	-4,000
22-3340-003-000. IMMUNIZATION	-35,288	-33,644	-19,919
22-3340-004-000. M. C. H.	-41,699	-43,637	-29,255
22-3340-005-000. CHEC	-11,441	-18,558	-14,442
22-3340-012-000. COMMUNITY INJURY PREVENTION	-36,685	-36,343	-29,066
22-3340-014-000. INJURY PREVENTION-TBI	0	-4,500	-4,487
22-3340-015-000. EPIC 1305	0	0	-4,852
22-3340-015-001. EPICC 1807	-6,479	-6,479	-3,766
22-3340-015-002. EPICC 1815	-10,530	-10,530	-10,021
22-3340-015-003. EPICC 1817	-35,100	-35,100	-27,820
22-3340-022-000. PREVENTION BLOCK GRANT	-36,338	-36,338	-20,998
22-3340-024-000. TOBACCO PREV & CONTROL	-74,387	-69,477	-20,260
22-3340-025-000. TOBACCO COMPLIANCE	-7,913	-8,299	-7,624
22-3340-025-001. TOBACCO E-CIG	-70,975	0	0
22-3340-025-002. TOBACCO PREVENTION PASS-THROUG	-106,463	0	0
22-3340-026-000. COMPREHENSIVE TOBACCO	-36,052	-36,135	-57,019
22-3340-028-000. UCCP CANCER SCREENING	0	-993	-700
22-3340-029-000. CDC CANCER SCREENING	-5,600	-6,100	-5,600
22-3340-030-000. WISEWOMAN	-13,000	-13,000	-13,000
22-3340-031-000. HIV TESTING & EDUCATION	-1,250	-1,000	-1,000
22-3340-032-000. TB ELIMINATION	-1,000	-2,342	-1,757
22-3340-033-000. SEXUAL RISK AVOIDANCE EDUC.	-47,000	-45,000	-34,976
22-3340-038-000. SAFE COMMUNITIES	-18,000	-18,000	-12,750
22-3340-038-002. KIDS ON THE GO REVENUE	0	0	-7,500
22-3340-038-003. HUNGER ASSIST/HEALTHY COOKING	0	0	-5,000
22-3340-038-004. FAMILY FUN NIGHTS NUTRITION	0	-10,000	0
22-3340-039-000. ARTHRITIS	-3,000	-5,400	-2,545
22-3340-040-000. CONSUMER EDUC & ASSIST	-47,160	-47,160	-56,500
22-3340-041-000. EARLY CHILDHOOD DEVELOPMENT	-60,000	-75,000	-53,665
22-3340-046-000. OTHER GRANTS	-5,000	-5,000	-6,674
22-3340-048-000. PRESCRIPTION DRUG OVERDOSE	0	0	-37,657
22-3340-048-001. OPIOID CRISIS GRANT	0	0	-31,101
22-3340-048-002. OPIOID OVERDOSE PREVENTION	-14,737	-19,994	-862
22-3341-001-000. GENERAL HEALTH	-200	-200	-899
22-3341-002-000. S.T.D./EPI	-400	-500	-323
22-3341-003-000. IMMUNIZATIONS - VFC	-18,000	-10,000	-14,254
22-3341-004-000. IMMUNIZATION - PRIVATE	-475,000	-460,000	-319,625
22-3341-008-000. TB TESTING	-3,500	-4,100	-3,510
22-3341-009-000. M.C.H.	0	0	-60
22-3341-010-000. FAMILY PLANNING	-1,200	-1,200	-1,242

\*Report Contains Filters

22-3341-012-000. PREVENTION	-500	-600	-525
22-3341-022-000. PRE-NATAL	-8,000	-2,000	-1,810
22-3341-023-000. TOOELE SCHOOL DIST 53	-292,742	-266,129	-241,936
22-3341-024-000. TOBACCO	-1,500	-1,760	-1,090
22-3341-025-000. TOBACCO RETAILER PERMITS	-800	0	-240
22-3341-026-000. VITAL STATISTICS	-65,000	-68,000	-56,015
22-3341-031-000. HIV TESTING & EDUCATION	-100	-100	0
22-3341-037-000. DENTAL FEES - PRIVATE	-180,000	-220,000	-195,972
22-3342-001-000. WIC CONTRACT REVENUE	-435,000	-447,812	-323,558
22-3342-002-000. WIC VOUCHER FUNDING	-670,000	-740,000	-658,334
22-3342-003-000. WIC INFRASTRUCTURE GRANT	0	-4,500	0
22-3345-002-000. INDOOR CLEAN AIR	-1,123	-1,123	-717
22-3345-004-000. DEPT OF ENV QUALITY	-121,468	-116,180	-90,729
22-3345-005-000. UDOH E.H. BLOCK GRANT	-11,538	-11,538	-11,538
22-3345-007-000. PREPAREDNESS	-176,660	-175,809	-100,350
22-3345-008-000. CITY READINESS INITIATIVE	-75,272	-74,861	-27,093
22-3345-009-000. DENTAL FEES - MEDICAID	-200,000	-190,000	-132,457
22-3345-013-000. MRC	-8,000	-8,000	-7,500
22-3345-999-000. COVID 19 GENERAL FUNDING	0	-405,683	0
22-3345-999-001. COVID 19 COUNTY CARES FUNDING	0	-477,000	0
22-3345-999-002. COVID 19 DREAM/DCP EPIDEMIOLOG	-69,066	0	0
22-3346-001-000. OSWW FEES	-20,000	-25,000	-18,600
22-3346-002-000. SWIMMING POOL	-12,000	-13,000	-12,478
22-3346-003-000. FOOD ESTABLISHMENT FEES	-54,000	-54,000	-50,233
22-3346-004-000. FOOD HANDLERS FEES	-26,000	-28,000	-28,070
22-3346-005-000. UNDERGROUND STORAGE TANKS	-500	-550	-300
22-3346-006-000. AIR QUALITY	-4,500	-6,000	-5,170
22-3346-007-000. TATTOO FEES	-5,000	-4,000	-3,930
22-3346-008-000. DAYCARE FEES	-500	-500	-550
22-3346-009-000. WATER SAMPLES	-10,000	-12,800	-8,722
22-3346-011-000. TRANSPORTATION PERMITS	-10,000	-9,000	-7,171
22-3346-012-000. WELL PERMITS	-1,000	-800	-900
22-3346-013-000. SOLID WASTE MANAGEMENT	-198,000	-205,000	-184,671
22-3346-014-000. SUBDIVISIONS	-1,000	-400	-925
22-3346-015-000. GENERAL ENV HEALTH	-3,000	-4,000	-5,125
22-3346-018-000. DEQ HAZARDOUS WASTE FEES	-49,000	-49,000	-40,747
22-3347-001-000. SPCGP - DENTAL SERVICES	-64,640	-74,880	-60,720
22-3610-000-000. INTEREST INCOME	-7,500	-31,838	-57,769
22-3620-000-000. Local County Contributions	-454,490	-454,490	-378,742
22-3621-000-000. HEALTH BUILDING RENTALS	-12,000	-12,000	-10,000
22-3890-000-000. BEG FUND BALANCE/APPROPRIATED	-276,216	-228,591	0
<b>Expenditure</b>	<b>5,655,345</b>	<b>6,398,400</b>	<b>4,001,189</b>
22-4310-110-000. SALARIES & WAGES	651,752	657,095	456,382
22-4310-111-000. SALARIES & WAGES-OVERTIME	2,000	2,000	41
22-4310-130-000. EMPLOYEE BENEFITS	303,223	323,299	210,464
22-4310-200-000. MATERIALS, SUPP & SERV	23,000	25,000	11,494
22-4310-201-000. DR. STAFFING EXP.	2,400	2,400	2,000

\*Report Contains Filters



22-4310-230-000. TRAVEL & TRAINING	11,800	11,800	9,554
22-4310-270-000. BUILDING LEASE	133,060	133,060	110,883
22-4310-291-000. PHONE ALLOWANCE	2,940	2,940	1,935
22-4310-312-000. VITAL RECORDS	12,500	10,500	8,602
22-4310-314-000. HEALTH EDUCATION	4,000	4,000	6,943
22-4310-316-000. IMMUNIZATION	420,000	414,000	295,707
22-4310-318-000. MATL CHILD HEALTH	1,500	1,500	46
22-4310-323-000. SCHOOLS	5,000	5,000	598
22-4310-328-000. COMPUTER DATA PROCESSING	20,000	20,000	11,983
22-4310-332-000. TB / HIV	800	800	500
22-4310-333-000. SEXUAL RISK AVOIDANCE EDUC.	6,800	6,800	1,951
22-4310-334-000. P-5 HOME VISITING	19,800	24,750	9,732
22-4310-740-000. EQUIPMENT	5,000	5,000	1,482
22-4310-740-001. IT EQUIPMENT	7,000	3,000	2,954
22-4311-110-000. SALARIES & WAGES	359,393	349,995	214,492
22-4311-130-000. EMPLOYEE BENEFITS	152,231	147,184	88,570
22-4311-200-000. MATERIALS, SUPP & SERV	36,100	34,400	29,953
22-4311-230-000. TRAVEL & TRAINING	15,300	15,300	5,554
22-4311-250-000. MAINTENANCE, UTILITIES & SERVI	70,100	143,100	22,755
22-4311-260-000. UTILITIES (PHONES)	20,000	23,700	8,298
22-4311-270-000. BUILDING LEASE	60,380	60,380	50,317
22-4311-291-000. PHONE ALLOWANCE	1,320	1,320	825
22-4311-310-000. AUTOMOBILES	23,800	26,100	12,384
22-4311-311-000. HEALTH BOARD	25,200	23,300	18,633
22-4311-313-000. NACCHO ACCREDITATION	17,500	19,000	16,413
22-4311-328-000. COMPUTER DATA PROCESSING	3,200	3,200	297
22-4311-400-000. EMERG. MEDICAL SVCS. BOARD	500	500	0
22-4311-740-000. EQUIPMENT	57,000	32,000	30,172
22-4311-740-001. IT EQUIPMENT	3,000	5,000	4,278
22-4314-110-000. SALARIES & WAGES	212,682	159,197	123,372
22-4314-130-000. EMPLOYEE BENEFITS	108,048	81,570	58,516
22-4314-200-000. MATERIALS, SUPP & SERV	4,000	4,600	4,762
22-4314-230-000. TRAVEL & TRAINING	4,400	4,700	1,368
22-4314-270-000. BUILDING LEASE	17,654	17,654	14,712
22-4314-291-000. PHONE ALLOWANCE	420	420	500
22-4314-310-000. 1422 GRANT	0	0	-74
22-4314-310-001. PBG/EPICC	5,000	5,000	1,207
22-4314-311-000. Arthritis	500	4,250	2,079
22-4314-313-000. WORKSITE WELLNESS	1,000	1,000	259
22-4314-319-000. SAFE COMMUNITIES	3,000	4,200	2,313
22-4314-324-000. TOBACCO	13,500	15,000	4,987
22-4314-326-000. INJURY	3,000	3,000	6,263
22-4314-326-001. OTAGO INJURY	0	0	3,831
22-4314-328-000. MISC GRANTS	100,817	5,000	4,646
22-4314-328-001. TEACHING GARDENS	500	1,000	4,055
22-4314-328-002. KIDS ON THE GO EXP	500	4,500	3,076
22-4314-328-003. HUNGER ASSIST/HEATHLY COOKING	500	2,000	2,997

\*Report Contains Filters

22-4314-328-004. FAMILY FUN NIGHTS NUTRITION	7,000	10,000	0
22-4314-329-000. PRESCRIPTION DRUG OVERDOSE	0	0	2,861
22-4314-329-001. OPIOD CRISIS	3,000	2,000	420
22-4314-330-000. ACTIVE TRANSPORTATION	0	0	4,829
22-4314-740-000. EQUIPMENT	2,000	2,000	0
22-4314-740-001. IT EQUIPMENT	3,500	2,000	1,520
22-4315-110-000. SALARIES & WAGES	295,737	277,204	195,745
22-4315-111-000. SALARIES & WAGES OVERTIME	0	0	748
22-4315-130-000. EMPLOYEE BENEFITS	111,039	129,740	63,064
22-4315-200-000. MATERIALS, SUPP & SERV	96,600	106,000	64,837
22-4315-230-000. TRAVEL & CONVENTIONS	5,000	5,000	3,232
22-4315-270-000. BUILDING LEASE	21,936	21,936	18,280
22-4315-740-000. EQUIPMENT	15,000	15,000	27,643
22-4315-740-001. IT EQUIPMENT	2,000	5,000	1,482
22-4316-110-000. SALARIES & WAGES	98,293	74,293	118,750
22-4316-130-000. EMPLOYEE BENEFITS	53,447	41,341	37,420
22-4316-200-000. MATERIALS, SUPPLIES & SERVICES	12,090	8,132	5,386
22-4316-209-000. CITY READINESS INITIATIVE	11,500	7,485	0
22-4316-230-000. TRAVEL & TRAINING	12,054	12,054	867
22-4316-270-000. BUILDING LEASE	67,159	67,159	55,966
22-4316-291-000. PHONE ALLOWANCE	420	420	680
22-4316-310-000. EPIDEMIOLOGIST	0	19,500	15,000
22-4316-312-000. MRC	1,317	1,317	372
22-4316-740-000. EQUIPMENT	5,000	1,000	327
22-4316-740-001. IT EQUIPMENT	5,000	4,500	2,847
22-4317-110-000. SALARIES & WAGES	251,543	236,075	219,520
22-4317-130-000. EMPLOYEE BENEFITS	107,621	102,501	82,549
22-4317-200-000. MATERIALS, SUPP & SERV	19,000	20,000	7,450
22-4317-201-000. PEER COUNSELING	500	12,700	0
22-4317-202-000. WIC FOOD	670,000	740,000	658,334
22-4317-230-000. TRAVEL & TRAINING	4,900	4,400	4,809
22-4317-270-000. BUILDING LEASE	65,845	65,845	54,871
22-4317-270-001. WENDOVER BUILDING LEASE	9,000	9,000	3,000
22-4317-291-000. PHONE ALLOWANCE	840	840	925
22-4317-740-000. EQUIPMENT	2,000	7,000	7,087
22-4317-740-001. IT EQUIPMENT	3,500	6,500	3,800
22-4420-110-000. SALARIES & WAGES	298,191	282,399	219,122
22-4420-111-000. SALARIES & WAGES-OVERTIME	5,000	5,000	31
22-4420-130-000. EMPLOYEE BENEFITS	143,691	137,126	77,447
22-4420-200-000. MATERIALS, SUPP & SERV	23,800	25,000	15,340
22-4420-204-000. POOLS	8,000	8,000	5,762
22-4420-205-000. WATER QUALITY (OWWS)	11,500	11,000	4,655
22-4420-210-000. SOLID & HAZARDOUS WASTE	48,400	48,000	46,662
22-4420-213-000. REMEDIATION	20,000	20,000	0
22-4420-230-000. TRAVEL & TRAINING	8,100	8,100	7,575
22-4420-270-000. BUILDING LEASE	88,456	88,456	73,713
22-4420-291-000. PHONE ALLOWANCE	1,680	1,680	1,200

\*Report Contains Filters



22-4420-740-000. EQUIPMENT	7,500	7,500	0
22-4420-740-003. IT EQUIPMENT	5,000	5,000	0
22-4900-110-999. COVID-19 SALARIES & WAGES	0	168,000	0
22-4900-130-999. COVID-19 BENEFITS	0	67,000	0
22-4900-200-999. COVID-19 MATERIALS & SUPPLIES	0	173,683	0
22-4900-230-999. COVID-19 TRAVEL	0	8,000	0
22-4900-291-999. COVID-19 PHONE ALLOWANCE	0	4,000	0
22-4900-310-999. COVID-19 CONTRACT SERVICES	0	59,000	0
22-4900-311-999. COVID-19 EPIDEMIOLOGIST	0	14,000	0
22-4900-312-999. COVID-19 CONTACT TRACERS	0	115,000	0
22-4900-313-999. COVID-19 FRONT DOOR GREETERS	0	21,000	0
22-4900-314-999. COVID-19 HOMELESS SERVICES	0	20,000	0
22-4900-720-999. COVID-19 OFFICE RENOVATIONS	0	28,000	0
22-4900-740-991. COVID-19 IT EQUIPMENT	0	45,000	0
22-4900-740-999. COVID-19 EQUIPMENT	0	160,000	0
22-4911-200-999. COVID-19 OTHER MATERIALS	69,066	0	0
<b>23. MUNICIPAL SERVICES FUND</b>	<b>0</b>	<b>0</b>	<b>-2,898,789</b>
<b>Revenue</b>	<b>-7,103,667</b>	<b>-8,220,847</b>	<b>-4,054,149</b>
23-3110-000-000. MUNICIPAL SERVICE TAX	-2,100,000	-2,100,000	-184,182
23-3130-000-000. GENERAL SALES & USE TAXES	-2,500,000	-2,500,000	-2,008,170
23-3221-000-000. BUILDING PERMITS	-1,300,000	-1,300,000	-1,099,100
23-3225-000-000. ANIMAL LICENSES	-1,000	-1,000	-1,040
23-3330-000-000. PAYMENT IN LIEU OF TAXES	-340,000	-340,000	-372,865
23-3334-000-000. ECONOMIC DEVELOPMENT GRANT	-95,000	0	0
23-3357-000-000. D-UAS DIRECT APPROPRIATION	-500,000	-500,000	-314,760
23-3458-000-000. COLLECTION FEES/IMPACT FEES	-3,000	-3,000	-2,555
23-3610-000-000. INTEREST INCOME	-25,000	-25,000	-71,479
23-3611-000-000. IMPACT FEE REIMBURSEMENT	-350,000	-350,000	0
23-3890-000-000. MUNICIPAL-FUND BALANCE APPROPR	110,333	-1,101,847	0
<b>Expenditure</b>	<b>7,103,667</b>	<b>8,220,847</b>	<b>1,155,360</b>
23-4180-110-000. SALARIES & WAGES	485,790	416,484	292,267
23-4180-130-000. EMPLOYEE BENEFITS	253,540	203,198	132,427
23-4180-200-000. MATT SUPP & SVCS	2,000	2,000	204
23-4180-210-000. BOOKS AND SUBSCRIPTIONS	12,900	12,900	4,880
23-4180-220-000. PUBLIC NOTICES	3,500	3,500	2,366
23-4180-230-000. TRAVEL & TRAINING	8,000	8,000	3,988
23-4180-240-000. OFFICE EXPENSE	45,000	45,000	40,815
23-4180-241-000. PRINTING COSTS	1,500	1,500	532
23-4180-250-000. EQUIPMENT - OPER. & MAINT.	4,000	4,000	0
23-4180-251-000. VEHICLE O&M	6,000	6,000	3,183
23-4180-280-000. TELEPHONE	3,000	3,000	2,346
23-4180-291-000. PHONE ALLOWANCE	3,420	3,420	2,550
23-4180-310-000. PROFESSIONAL AND TECHNICAL	800,000	800,000	315,317
23-4180-310-100. PLANNING COMMISSION PER DIEM	6,000	6,000	0
23-4180-316-000. WATER PROJECT	0	0	15,498
23-4180-317-000. FLOOD MITIGATION	20,000	20,000	536
23-4180-318-000. UDOT PERMITS	40,000	40,000	0

\*Report Contains Filters

23-4180-740-000. EQUIPMENT	5,000	50,000	3,591
23-4253-200-000. MATERIALS, SUPP & SERV	20,000	20,000	5,724
23-4640-200-000. MATERIALS, SUPPLIES & SERVICES	1,000	1,000	17
23-4640-230-000. TRAVEL & TRAINING	5,000	5,000	343
23-4640-310-000. PROFESSIONAL & TECHNICAL	100,000	100,000	26,000
23-4640-310-001. PROJECT MOCKINGBIRD WTR STUDY	0	0	2,416
23-4640-311-000. MEMBERSHIPS, DUES, SUBS	25,000	25,000	360
23-4640-541-000. DONATIONS	95,000	0	0
23-4831-920-000. TRANSFER-ROADS	150,000	150,000	0
23-4833-920-000. TRANSFER-CAPITAL PROJECTS	1,000,000	1,000,000	0
23-4834-920-000. TRANSFER-ADMINISTRATIVE FEES	3,508,017	4,794,845	0
23-4835-920-000. D-UAS EXPENSE PASSTHROUGH	500,000	500,000	300,000
<b>25. HUMAN SERVICES AGING FUND</b>	<b>0</b>	<b>0</b>	<b>477,389</b>
<b>Revenue</b>	<b>-2,357,187</b>	<b>-2,795,371</b>	<b>-1,164,769</b>
25-3326-000-000. FTA TOOEE SHUTTLE GRANT	0	0	-97,615
25-3330-000-000. MOBILITY GRANT	-93,000	-90,000	-42,768
25-3340-020-000. STATE-FEDERAL	-450,000	-375,000	-288,057
25-3340-021-000. TITLE XX- AGING	-18,300	-15,000	-18,310
25-3340-022-000. TITLE III-E CAREGIVER	-55,000	-48,000	-20,455
25-3340-024-000. MEDICAID WAIVER HCFA	-10,000	-10,000	-6,144
25-3340-025-000. MEDICAID WAIVER ADMIN	-6,000	-5,000	-3,822
25-3340-026-000. ALTERNATIVES - STATE	-137,000	-140,000	-99,770
25-3340-027-000. U. T. A. BUS REIMBURSEMENT	-765,000	-765,000	-474,357
25-3340-999-000. COVID-19 COUNTY CARES FUNDING	0	-549,600	0
25-3457-000-000. ENSURE SALES	0	-15,000	-13,260
25-3650-001-000. TRANSPORTATION	-8,500	-10,500	-6,916
25-3650-001-001. TRANSPORTATION ENDOWMENT	0	-23,500	-15,400
25-3650-002-000. COFFEE-TOOELE	-1,000	-2,000	-1,469
25-3650-003-000. NUTRITION-TOOELE	-8,000	-16,500	-13,652
25-3650-005-000. ON DEMAND TRANSPORTATION	-4,000	-6,500	-6,306
25-3650-006-000. COFFEE-GRANTSVILLE	-200	-500	-493
25-3650-007-000. NUTRITION-GRANTSVILLE	-2,500	-5,500	-4,738
25-3650-008-000. HOME DELIVERED MEALS-TOOELE	-20,000	-12,500	-8,768
25-3650-010-000. 3-B IN HOME PROGRAM	-200	-400	-525
25-3650-011-000. WENDOVER	-4,000	-8,000	-7,998
25-3650-013-000. ALTERNATIVES	-1,500	-2,000	-1,414
25-3650-016-000. CAREGIVER SERVICES	-8,000	-8,000	-6,371
25-3650-017-000. SENIOR CENTER GRANTS (local)	-5,000	0	0
25-3650-019-000. PREVENTION ADMINISTRATION	-43,200	0	0
25-3650-020-000. TRANSPORTATION ADMINISTRATION	-48,000	0	0
25-3690-000-000. MISCELLENEOUS	-10,000	-15,000	-20,761
25-3692-000-000. SENIOR BOARD DONATIONS	-3,000	-7,300	-5,399
25-3831-000-000. TRANSFER FROM GENERAL FUND	-655,787	-234,571	0
25-3890-000-000. FUND BALANCE APPROPRIATION	0	-430,000	0
<b>Expenditure</b>	<b>2,357,187</b>	<b>2,795,371</b>	<b>1,642,158</b>
25-4316-110-000. SALARIES & WAGES	636,364	1,058,039	785,424
25-4316-110-001. SALARIES & WAGES - ADMIN SERV	0	0	3,013

\*Report Contains Filters



25-4316-110-002. SALARIES & WAGES - HCFA	0	0	1,522
25-4316-110-999. SALARIES & WAGES RE: COVID-19	0	32,000	0
25-4316-111-000. SALARIES & WAGES-OVERTIME	0	0	143
25-4316-130-000. EMPLOYEE BENEFITS	283,924	489,492	323,841
25-4316-130-001. EMPLOYEE BENEFITS - ADMIN SERV	0	0	1,833
25-4316-130-002. EMPLOYEE BENEFITS-HCFA	0	0	596
25-4316-130-999. EMPLOYEE BENEFITS- COVID-19	0	12,000	0
25-4316-200-000. MATERIALS, SUPP & SERV	73,000	78,000	56,806
25-4316-200-999. MATERIALS, SUPP COVID-19	0	40,000	0
25-4316-202-000. TRANSPORTATION	10,000	40,000	30,550
25-4316-203-000. ENSURE PURCHASES	0	14,000	10,507
25-4316-204-000. WENDOVER	15,000	15,000	9,364
25-4316-206-000. MEALS	260,000	210,000	159,723
25-4316-206-999. MEALS COVID-19 COUNTY CARES	0	300,000	0
25-4316-207-000. TITLE III-E CAREGIVE SUPPORT	17,000	17,000	8,316
25-4316-208-000. MEDICAID WAIVER ADMINISTRATIVE	1,000	1,000	516
25-4316-209-000. MEDICAID WAIVER	500	500	258
25-4316-210-000. 3-B IN HOME PROGRAM	10,000	17,000	12,314
25-4316-211-000. COFFEE- don't use	1,000	2,000	1,250
25-4316-230-000. TRAVEL & TRAINING	7,000	8,000	4,045
25-4316-250-000. U.T.A. BUSES	0	60,000	43,252
25-4316-260-000. BUILDING & GROUNDS	2,500	3,000	1,038
25-4316-291-000. PHONE ALLOWANCE	900	1,740	1,045
25-4316-310-000. ALTERNATIVE IN-HOME SERVICES	110,000	115,000	69,743
25-4316-312-000. SENIOR BOARD ACTIVITIES	10,000	20,000	11,520
25-4316-610-000. HEALTH DEPT REIMBURSEMENTS	26,000	26,000	19,127
25-4316-740-000. EQUIPMENT	12,000	58,500	79,335
25-4316-740-001. IT EQUIPMENT	6,000	6,500	6,071
25-4316-740-999. EQUIPMENT COVID19 COUNTY CARES	0	120,000	0
25-4316-742-000. LEASE EXPENSE	4,000	5,000	1,008
25-4316-999-000. COVID 19 EXP	0	45,600	0
25-4318-110-000. SALARIES & WAGES	499,118	0	0
25-4318-130-000. EMPLOYEE BENEFITS	221,881	0	0
25-4318-200-000. MATERIALS, SUPP & SERV	5,000	0	0
25-4318-202-000. TRANSPORTATION	30,000	0	0
25-4318-230-000. TRAVEL & TRAINING	1,000	0	0
25-4318-250-000. U.T.A. BUSES	60,000	0	0
25-4318-260-000. BUILDING & GROUNDS	500	0	0
25-4318-291-000. PHONE ALLOWANCE	500	0	0
25-4318-300-000. TRANSPORTATION ADMIN OVERHEAD	48,000	0	0
25-4318-740-000. EQUIPMENT	2,000	0	0
25-4318-740-001. EQUIPMENT	2,000	0	0
25-4318-742-000. LEASE EXPENSE	1,000	0	0
<b>26. TOURISM TAX FUND</b>	<b>0</b>	<b>0</b>	<b>171,511</b>
<b>Revenue</b>	<b>-1,409,250</b>	<b>-1,580,820</b>	<b>-901,254</b>
26-3110-000-000. STATE CO-OP GRANTS	-50,000	-60,000	-64,568
26-3150-000-000. TRANSIENT ROOM TAX	-358,000	-407,000	-335,059

\*Report Contains Filters

26-3151-000-000. TRCC (FK- restaurant tax)	-639,000	-595,000	-460,482
26-3610-000-000. INTEREST EARNINGS	-24,000	-60,000	-41,145
26-3890-000-000. BEG FUND BAL TO BE APPROPRIATE	-338,250	-458,820	0
<b>Expenditure</b>	<b>1,409,250</b>	<b>1,580,820</b>	<b>1,072,765</b>
26-4640-200-000. TRT Supplies	1,000	570	0
26-4640-230-000. TRT Travel & Training	2,500	8,000	2,182
26-4640-290-000. TRT Memberships	750	750	2,510
26-4640-300-000. TRT Advertisements	20,000	1,000	396
26-4640-310-000. PROFESSIONAL AND TECHNICAL	50,000	100,500	41,500
26-4640-310-001. MARKETING CAMPAIGN	100,000	230,000	246,862
26-4640-315-000. CO-OP GRANTS PASS THROUGH	50,000	60,000	55,050
26-4640-720-000. TRT BOARD GRANTS	400,000	390,000	141,720
26-4640-721-000. TOOELE CHAMBER OF COMMERCE	0	0	900
26-4640-722-000. WENDOVER CITY	60,000	65,000	23,921
26-4640-750-000. COUNTY FAIR	0	0	674
26-4640-910-001. COUNTRY FAN FEST	500,000	500,000	557,050
26-4830-921-000. TRANSFER TO DESRET PEAK	225,000	225,000	0
<b>31. DEBT SERVICE FUND</b>	<b>0</b>	<b>0</b>	<b>233,789</b>
<b>Revenue</b>	<b>-240,000</b>	<b>-259,000</b>	<b>-21,166</b>
31-3610-000-000. INTEREST EARNINGS	0	-10,000	-21,166
31-3831-000-000. TRANSFER FROM GENERAL FUND	-240,000	-249,000	0
<b>Expenditure</b>	<b>240,000</b>	<b>259,000</b>	<b>254,955</b>
31-4717-810-000. PRINCIPAL ON BONDS	225,000	234,000	232,470
31-4717-820-000. INTEREST ON BONDS	14,500	22,000	22,235
31-4717-830-000. COLLECTION CHARGES ON BONDS	500	3,000	250
<b>32. MUNICIPAL BUILDING AUTHORITY</b>	<b>0</b>	<b>0</b>	<b>550,899</b>
<b>Revenue</b>	<b>-1,468,000</b>	<b>-24,850,450</b>	<b>0</b>
32-3410-000-000. 2010 JAIL BOND SUBSIDY INTERES	-669,873	-852,620	0
32-3831-000-000. TRANSFER FROM GENERAL FUND	-688,127	-1,787,000	0
32-3831-100-000. TRANSFER FROM GENERAL FUND IFs	-110,000	-90,000	0
32-3890-000-000. BEG FUND BAL TO BE APPROPRIATE	0	-22,120,830	0
<b>Expenditure</b>	<b>1,468,000</b>	<b>24,850,450</b>	<b>550,899</b>
32-4713-810-000. PRINCIPAL ON BONDS	0	12,630,000	0
32-4713-820-000. INTEREST ON BONDS-2010A-1	0	1,030,830	292,285
32-4713-830-000. COLLECTION CHARGES ON BONDS	0	5,000	2,500
32-4714-810-000. PRINCIPAL ON BONDS	0	9,559,000	0
32-4714-820-000. INTEREST ON BONDS	0	768,000	252,114
32-4714-830-000. COLLECTION CHARGES ON BONDS	0	5,000	4,000
32-4715-810-000. PRINCIPAL ON BONDS	610,000	0	0
32-4715-820-000. INTEREST ON BONDS	855,000	852,120	0
32-4715-830-000. COLLECTIONS CHARGES ON BONDS	3,000	500	0
<b>40. CAPITAL PROJECTS FUND</b>	<b>0</b>	<b>0</b>	<b>-1,462,314</b>
<b>Revenue</b>	<b>-15,380,000</b>	<b>-10,388,366</b>	<b>-3,143,867</b>
40-3310-000-000. GRANT AWARDS	-3,000,000	-18,950	-375,380
40-3360-000-000. CORRIDOR PRES REVENUE	0	0	-2,266,601
40-3610-000-000. INTEREST INCOME	0	-50,000	-190,001
40-3690-000-000. ROAD IMPACT FEES	-350,000	-350,000	-311,885

\*Report Contains Filters



40-3831-000-000. TRANSFER FROM GENERAL FUND	-9,030,000	-6,884,416	0
40-3832-000-000. TRANSFER FROM OTHER FUNDS	-1,000,000	-1,000,000	0
40-3890-000-000. APPROPRIATION FROM FUND BALANCE	-2,000,000	-2,085,000	0
<b>Expenditure</b>	<b>15,380,000</b>	<b>10,388,366</b>	<b>1,681,553</b>
40-4640-720-000. SPECIAL PROJECTS	0	160,000	0
40-4673-720-000. CJC MATCH	0	32,710	1,455,846
40-4675-720-000. POLE CANYON ROAD	0	0	41,558
40-4676-720-000. VILLAGE BLVD EAST	0	0	102,175
40-4679-720-000. AUDITOR OFFICE CONSTRUCTION	0	0	5,084
40-4680-720-000. COMMISSION CHAMBERS	0	320,656	3,519
40-4681-720-001. MIDVALLEY SEWER TRUNK	0	7,000,000	73,371
40-4683-720-000. SOUTH MOUNTAIN RR CROSSING	0	425,000	0
40-4684-720-000. BATES CANYON ROAD	0	100,000	0
40-4685-720-000. Rowley Road Bridge Replacement	0	1,500,000	0
40-4687-720-000. Council Suite Remodel	0	100,000	0
40-4688-720-000. Admin. Building Windows & HVAC	0	400,000	0
40-4689-720-000. 2021 SPECIAL PROJECTS	15,030,000	0	0
40-4710-840-000. TRANSFER TO OTHER FUND	0	350,000	0
40-4710-850-000. PTIF CORRIDOR PRESERVATION EXP	350,000	0	0
<b>52. SOLID WASTE FUND</b>	<b>0</b>	<b>0</b>	<b>-822,633</b>
<b>Revenue</b>	<b>-4,439,314</b>	<b>-3,972,678</b>	<b>-2,970,408</b>
52-3410-000-000. RESIDENCE CHARGES	-675,150	-643,000	-496,110
52-3411-000-000. CONTRACT HAULERS FEES	-111,100	-110,000	-135,526
52-3412-000-000. COMMERCIAL GATE RECEIPTS	-895,050	-663,000	-576,748
52-3413-000-000. PRIVATE GATE RECEIPTS	-325,500	-310,000	-303,052
52-3415-000-000. COUNTY USER FEES	-1,167,600	-1,112,000	-1,351,323
52-3416-000-000. RECYCLING SALES	-10,000	-6,800	-5,832
52-3418-000-000. SETUP FEES	-40,000	-40,000	-39,708
52-3710-000-000. INTEREST INCOME	-28,900	-46,000	-47,501
52-3740-000-000. SALE OF FIXED ASSETS	0	0	-7,200
52-3890-000-000. APPROPRIATION FROM R/E	-1,186,014	-1,041,878	0
52-3891-000-000. INCREASE IN RETAINED EARNINGS	0	0	-7,409
<b>Expenditure</b>	<b>4,439,314</b>	<b>3,972,678</b>	<b>2,147,776</b>
52-4424-110-000. SALARIES & WAGES	722,325	642,642	476,099
52-4424-111-000. SALARIES & WAGES-OVERTIME	12,000	19,000	5,474
52-4424-130-000. EMPLOYEE BENEFITS	442,343	388,284	249,869
52-4424-135-000. BENEFIT EXPENSE	10,000	0	0
52-4424-200-000. MATERIALS, SUPP & SERV	26,040	18,600	11,546
52-4424-201-000. TEMPORARY SERVICES	5,000	5,000	8,197
52-4424-230-000. TRAVEL & CONVENTIONS	11,000	11,000	220
52-4424-240-000. OFFICE EXPENSE	20,700	18,000	12,989
52-4424-250-000. EQUIPMENT O & M	427,000	355,000	279,822
52-4424-260-000. BUILDING AND GROUNDS	55,000	55,000	39,632
52-4424-270-000. UTILITIES	35,000	35,000	20,919
52-4424-291-000. PHONE ALLOWANCE	1,150	1,320	975
52-4424-310-000. ENVIRONMENTAL TESTING/CONSULTN	15,000	5,000	1,818
52-4424-480-000. REGIONAL LANDFILL	461,500	431,500	215,645

\*Report Contains Filters

52-4424-481-000. LONG HAUL TRANSPORTATION	198,000	198,000	175,223
52-4424-482-000. RESIDENCE HAULING/COUNTY	624,800	568,000	489,202
52-4424-483-000. WEST WENDOVER LONG HAUL	12,000	10,000	0
52-4424-550-000. DEPRECIATION EXPENSE	221,000	150,000	0
52-4424-610-000. EMPLOYEE SAFETY	8,000	8,000	2,542
52-4424-742-000. EQUIPMENT LEASE- VOLVO'S	0	114,000	88,413
52-4424-743-000. DEQ FEE ON VOLUME	14,800	12,200	5,779
52-4600-740-000. EQUIPMENT	905,000	700,000	63,414
52-4834-920-000. ADMINISTRATIVE FEES	211,656	227,132	0
<b>54. DESERET PEAK COMPLEX</b>	<b>0</b>	<b>0</b>	<b>1,043,561</b>
<b>Revenue</b>	<b>-3,675,986</b>	<b>-2,919,704</b>	<b>-428,859</b>
54-3410-000-201. AQUATIC CENTER ADMISSIONS	-65,000	-92,000	-94,216
54-3410-000-204. INDOOR ARENA ADMISSION	-1,500	-1,500	-1,857
54-3410-000-205. SOCCER	0	0	99
54-3410-000-206. HORSETRACK	-950	-950	-750
54-3410-000-207. SWIMMING LESSONS	-15,000	-19,000	-22,050
54-3411-000-000. CONCESSIONS	-15,000	-50,000	-50,329
54-3411-000-201. AQUATIC CENTER CONCESSIONS	-55,000	-53,000	-60,681
54-3412-000-000. RENTS	-5,000	-15,000	-50,456
54-3412-000-201. CONFERENCE CENTER RENTS	-2,500	-10,000	-9,763
54-3412-000-202. INDOOR ARENA RENTS	-15,000	-22,000	-25,263
54-3412-000-203. OUTDOOR ARENA RENTS	-6,000	-6,000	-4,800
54-3412-000-204. MOTORIZED ARENA RENTS	-6,000	-6,000	0
54-3412-000-205. HORSE TRACK RENTS	-7,500	-5,000	0
54-3412-000-206. STALL RENT	-2,500	-2,500	-4,455
54-3412-000-207. MOTO X TRACK RENT	-20,000	-20,000	-14,040
54-3412-000-210. Soccer	-1,500	-500	-4,000
54-3412-000-211. Ball Fields	-4,000	-4,000	-4,000
54-3412-000-212. RV/CAMPING RENT	-6,000	-8,000	-10,585
54-3412-000-213. Archery	-500	0	-5
54-3412-000-214. PAVILLION	-1,500	-3,000	-2,498
54-3412-000-217. AQUATIC RENT	-11,000	-17,000	-28,770
54-3413-000-000. DONATIONS	-25,000	-35,000	-25,422
54-3416-000-000. RECYCLING SALES	0	0	-93
54-3417-000-000. UTILITY FEES	-3,000	-2,000	-8,875
54-3610-000-000. INTEREST INCOME	-1,000	-1,000	-6,000
54-3740-000-000. SALE OF FIXED ASSETS	0	0	-50
54-3831-000-000. CONTRIBUTION FROM GEN FUND	-1,667,682	-808,400	0
54-3831-100-000. CONTRIBUTION FROM GEN FUND IFs	-325,000	-325,000	0
54-3832-000-000. TRANSFER FROM OTHER FUND	-225,000	-225,000	0
54-3890-000-000. RETAIN EARNINGS APPROPRIATION	-1,187,854	-1,187,854	0
<b>Expenditure</b>	<b>3,675,986</b>	<b>2,919,704</b>	<b>1,472,420</b>
54-4424-110-000. SALARIES & WAGES	308,934	300,344	231,532
54-4424-111-000. SALARIES & WAGES-OVERTIME	10,000	10,000	6,105
54-4424-130-000. EMPLOYEE BENEFITS	90,658	87,566	76,543
54-4424-200-000. MATERIALS, SUPP & SERV	257,200	176,000	54,796
54-4424-201-000. BALL FIELD SUPPLIES	3,000	3,000	0

\*Report Contains Filters



54-4424-202-000. RESALE ITEMS	65,000	65,000	53,357
54-4424-203-000. SWIMMING POOL	65,600	60,600	46,516
54-4424-204-000. GROUNDS MAINTENANCE	50,000	30,000	10,338
54-4424-205-000. BMX/MOTO X MATERIALS, SUPPLIES	10,000	10,000	1,117
54-4424-206-000. ARCHERY PARK MATERIALS	4,000	4,000	0
54-4424-207-000. BMX MATERIALS, SUPP & SERV	500	500	0
54-4424-208-000. ELECTRICIANS MATERIALS SUPP	4,500	2,500	1,383
54-4424-230-000. TRAVEL & CONVENTIONS	4,000	4,000	437
54-4424-240-000. OFFICE SUPPLIES	6,500	4,500	1,370
54-4424-250-000. EQUIPMENT- O & M	50,000	50,000	25,344
54-4424-270-000. UTILITIES	400,000	350,000	349,185
54-4424-291-000. PHONE ALLOWANCE	840	840	1,000
54-4424-480-000. MARKETING AND ADVERTISING	6,400	6,400	1,600
54-4424-550-000. DEPRECIATION EXPENSE	1,187,854	1,187,854	0
54-4600-740-000. EQUIPMENT	377,000	87,000	25,375
54-4600-750-000. SPECIAL PROJECTS	533,000	162,000	275,296
54-4710-810-000. BOND PRINCIPAL/WR 2003A	0	47,000	46,000
54-4710-820-000. BOND INTEREST/WR 2003A	0	800	0
54-4710-830-000. COLLECTION FEES/WR 2003A	0	0	1,750
54-4711-810-000. BOND PRINCIPAL/ZIONS 2003B	0	63,000	54,530
54-4711-820-000. BOND INTEREST/ZIONS 2003B	0	1,254	4,200
54-4711-830-000. COLLECTION FEES/ZIONS 2003B	0	46	0
54-4712-810-000. BONDS PRINCIPAL/ZIONS 2008	223,000	174,000	166,981
54-4712-820-000. BOND INTEREST/ZIONS 2008	15,000	28,500	35,165
54-4712-830-000. COLLECTION FEES/ZIONS 2008	3,000	3,000	2,500
<b>55. TOOELE COUNTY AIRPORT FUND</b>	<b>0</b>	<b>0</b>	<b>-334,779</b>
<b>Revenue</b>	<b>-9,920,204</b>	<b>-8,224,960</b>	<b>-3,921,111</b>
55-3318-000-000. F.A.A. PROJECT 26, RUNWAY EXT	-6,000,000	-399,672	0
55-3319-000-000. STATE FORESTRY GRANT	0	-906,300	0
55-3322-000-000. FAA FUNDING	0	-174,686	-221,163
55-3323-999-000. COVID-19 FUNDING	0	-309,122	0
55-3711-000-000. STATE AVIATION FUEL TAX	-9,988	-36,000	-26,474
55-3712-000-000. JET FUEL SALES	-520,716	-426,000	-396,806
55-3713-000-000. AVGAS FUEL SALES	-86,744	-83,250	-87,642
55-3714-000-000. JET FUEL/MILITARY SALES	-592,713	-2,400,000	-2,002,541
55-3715-000-000. DEICING FEES	-12,000	-40,000	-59,730
55-3716-000-000. AVIATION RENTALS	-112,306	-80,000	-69,805
55-3717-000-000. G/A PRODUCTS & SERVICES	-58	-2,200	-7,101
55-3718-000-000. AVIATION SERVICES	-144,258	-946,000	-751,497
55-3719-000-000. PASSENGER FACILITY CHARGE	0	-36,400	0
55-3733-000-000. RENTS/LATE CHARGE	-93,893	-97,000	-78,719
55-3736-000-000. TERMINAL RENT	-38,856	-143,500	-121,519
55-3737-000-000. SPECIAL LEASES	-20,612	-25,000	-43,396
55-3771-000-000. INTEREST INCOME	-23,036	-16,000	-20,274
55-3775-000-000. MISCELLANEOUS INCOME	-3,305	-30,000	-34,444
55-3890-000-000. APPROPRIATION FROM RETAINED EA	-2,261,719	-2,073,830	0
<b>Expenditure</b>	<b>9,920,204</b>	<b>8,224,960</b>	<b>3,586,332</b>

\*Report Contains Filters

55-4424-110-000. SALARIES & WAGES	382,471	650,676	475,900
55-4424-110-999. SALARIES & WAGES- COVID-19	0	208,348	0
55-4424-111-000. SALARIES & WAGES-OVERTIME	7,182	23,000	23,600
55-4424-111-999. SALARIES & WAGES-OT COVID-19	0	4,328	0
55-4424-130-000. EMPLOYEE BENEFITS	186,904	332,409	230,319
55-4424-130-999. EMPLOYEE BENEFITS COVID-19	0	96,446	0
55-4424-200-000. MATERIALS, SUPP & SERV	47,689	115,000	86,276
55-4424-201-000. FUEL, AVGAS	67,801	84,000	81,754
55-4424-202-000. FUEL, JET A	933,270	2,590,000	2,211,760
55-4424-230-000. TRAVEL & CONVENTIONS	8,000	13,000	11,869
55-4424-240-000. OFFICE EXPENSE	3,065	2,500	2,270
55-4424-250-000. EQUIPMENT O & M	905	2,500	1,838
55-4424-251-000. VEHICLE MAINTENANCE	10,224	30,000	24,638
55-4424-260-000. BUILDING AND GROUNDS	20,004	65,000	51,377
55-4424-270-000. UTILITIES	60,000	90,000	67,972
55-4424-291-000. PHONE ALLOWANCE	900	1,320	1,070
55-4424-310-000. PROFESSIONAL & TECHNICAL	250	3,000	3,912
55-4424-510-000. INSURANCE	52,734	60,000	0
55-4424-550-000. DEPRECIATION EXPENSE	1,894,489	1,894,489	0
55-4424-999-000. COVID-19 EXPENSE	4,060	0	0
55-4615-310-000. PROFESSIONAL AND TECHNICAL	0	0	3,072
55-4615-720-000. TERMINAL CONSTRUCTION	6,000,000	0	8,803
55-4630-310-000. PROFESSIONAL & TECHNICAL	0	440,994	0
55-4660-310-000. PROFESSIONAL & TECHNICAL	0	121,000	223,816
55-4670-720-000. CONSTRUCTION	0	1,000,000	48,894
55-4680-310-000. PROFESSIONAL SERVICES	0	14,315	3,600
55-4680-720-000. CONSTRUCTION	0	178,433	0
55-4710-820-000. BOND INTEREST/KEY BANK	0	0	292
55-4711-810-000. BOND PRINCIPAL/R.D. LOAN	16,000	11,900	9,442
55-4711-820-000. BOND INTEREST/R.D. LOAN	12,600	16,100	13,858
55-4834-920-000. ADMINISTRATIVE FEES	211,656	176,202	0
<b>56. RENTALS</b>	<b>0</b>	<b>0</b>	<b>0</b>
<b>Revenue</b>	<b>-102,480</b>	<b>-88,380</b>	<b>0</b>
56-3620-000-000. CLAYTON TOWER RENTS	-68,000	-77,580	0
56-3620-001-000. MOUNTAIN PHYSICAL THERAPY	-10,200	-10,800	0
56-3890-000-000. APPROPRIATION FROM RETAINED EA	-24,280	0	0
<b>Expenditure</b>	<b>102,480</b>	<b>88,380</b>	<b>0</b>
56-4160-260-000. 15 So. Main (formerly karate)	7,300	0	0
56-4160-270-000. MOUNTAIN LAND P.T.	7,600	0	0
56-4180-260-000. BUILDING AND GROUNDS	35,000	35,800	0
56-4180-260-100. REPAIRS & MAINTENANCE	52,580	52,580	0
<b>61. INTERFUND EQUIPMENT LEASE FUND</b>	<b>0</b>	<b>0</b>	<b>250,323</b>
<b>Revenue</b>	<b>0</b>	<b>0</b>	<b>-45,896</b>
61-3410-000-000. INTERFUND LEASE PAYMENTS	0	0	-45,896
<b>Expenditure</b>	<b>0</b>	<b>0</b>	<b>296,219</b>
61-4160-740-000. EQUIPMENT	0	0	45,068
61-4162-740-000. COMPUTER EQUIPMENT	0	0	251,151

\*Report Contains Filters



<b>72. TOOELE CTY TRANSPORTATION SSD</b>	<b>0</b>	<b>0</b>	<b>-215,697</b>
<b>Revenue</b>	<b>0</b>	<b>-320,000</b>	<b>-215,747</b>
72-3311-000-000. SECURE RURAL SCHOOLS	0	-20,000	-73,446
72-3312-000-000. MINERAL LEASE/STATE PILT	0	-300,000	-142,302
<b>Expenditure</b>	<b>0</b>	<b>320,000</b>	<b>50</b>
72-4830-920-000. TRANSFER TO OTHER FUND	0	170,000	50
72-4832-720-000. TRANSFER TO RECREATION SSD	0	150,000	0
<b>77. COUNTY REDEVELOPMENT AGENCY</b>	<b>0</b>	<b>-15,000</b>	<b>-39,407</b>
<b>Revenue</b>	<b>0</b>	<b>-102,500</b>	<b>-40,942</b>
77-3110-000-000. GENERAL PROPERTY TAXES-CURRENT	0	-30,000	-10,942
77-3870-001-000. SOLAR FARM DEVELOPER CONTRIB	0	0	-30,000
77-3890-000-000. APPROPRIATION FROM FUND BAL	0	-72,500	0
<b>Expenditure</b>	<b>0</b>	<b>87,500</b>	<b>1,535</b>
77-4112-310-000. PROFESSIONAL SERVICES	0	47,500	1,517
77-4112-311-000. SMALL BUSINESS DEVELO-USU	0	15,000	0
77-4112-312-001. PROJECT HORSESHOE	0	0	9
77-4112-312-002. PROJECT ELEKTRA	0	0	9
77-4831-920-000. TRANSFER TO GENERAL FUND	0	25,000	0

**TOOELE COUNTY**  
**TENTATIVE BUDGET AS OF 10/14/2020**  
**SUPPLEMENTAL EXHIBIT- 2021 CAPITAL PROJECTS**

<b>PROJECT</b>	<b>COST</b>	<b>NOTES</b>
SOUTH MOUNTAIN ROAD	\$ 1,000,000.00	
GENERAL & TRANSPORTATION PLAN	\$ 80,000.00	
33RD PARKWAY- SHOSHONE VILLAGE	\$ 2,000,000.00	PROJECT HAS ASSOCIATED REFERENDUM.
POLE CANYON RD	\$ 2,000,000.00	
STANSBURY PARKWAY	\$ 750,000.00	
SOUTH MOUNTAIN RAILROAD CROSSING	\$ 1,000,000.00	
ROWLEY ROAD BRIDGE REPLACEMENT	\$ 1,500,000.00	
COUNCIL SUITE REMODEL	\$ 100,000.00	
ADMIN. BUILDING WINDOWS AND HVAC	\$ 400,000.00	
TOMS LANE	\$ 1,500,000.00	GRANT BASED PROJECT.
BURMESTER ROAD	\$ 2,200,000.00	GRANT BASED PROJECT.
33RD PARKWAY SR-36 TO SHEEP LANE- ROMNEY	\$ 1,500,000.00	
OQUIRRH EXPRESSWAY	\$ 1,000,000.00	
<b>2021 PROJECT TOTAL</b>	<b>\$ 15,030,000.00</b>	