

**TOOELE COUNTY  
RESOLUTION 2020-21**

**A RESOLUTION AMENDING (INCREASING) THE 2020 TOOELE COUNTY BUDGET – GENERAL FUND FROM \$44,006,801 TO \$44,007,409, MBA DEBT SERVICE FUND FROM \$2,729,620 TO \$24,850,450, AND CAPITAL PROJECTS FUND FROM \$10,355,656 TO \$10,388,366**

**WHEREAS**, the County is authorized to amend and/or increase the budget pursuant to Utah Code Annotated, Section 17-36-26; and

**WHEREAS**, pursuant to Utah Code Annotated, Section 17-36-26, a public hearing on the adoption of the amended budget was regularly noticed up by the Tooele County Clerk on August 7, 2020; and

**WHEREAS**, pursuant to Utah Code Annotated, Section 17-36-26, a public hearing on the adoption of the amended budget was conducted by the Tooele County Commission on August 18, 2020 and all interested persons were given an opportunity to be heard.


**NOW, THEREFORE, BE IT RESOLVED** that the Tooele County amended budget for the 2020 fiscal year, attached hereto as Exhibit A, is hereby adopted.


**DATED** this 1<sup>st</sup> day of Sept. 2020.

**ATTEST:**

**TOOELE COUNTY COMMISSION:**

  
MARILYN K. GILLETTE, Clerk


  
TOM TRIPP, Chairman  
SHAWN MILNE, PRO TEMPORE



Commissioner Milne voted aye  
Commissioner Thomas voted aye  
Commissioner Tripp voted absent

Tooele County  
Res. 2020-21

**APPROVED AS TO FORM:**

  
\_\_\_\_\_  
SCOTT A. BROADHEAD  
Tooele County Attorney

## TOOELE COUNTY CORPORATION

## 2020 BUDGET

8/7/2020

4:08 PM

## (10) GENERAL FUND REVENUES:

ACCOUNT NUMBER	SOURCE OF REVENUE	ACTUAL 2018	ACTUAL 2019	APPROVED BUDGET 2020	BUDGET REQUEST 7/21/2020	BUDGET REQUEST 8/4/2020	BUDGET REQUEST 8/18/2020
	<b>TAXES:</b>						
3110	GENERAL PROPERTY TAXES-CURRENT	5,642,479	6,265,620	5,803,764	5,803,764	5,803,764	5,803,764
3120	PRIOR YEARS TAXES-GENERAL	399,997	389,505	290,188	290,188	290,188	290,188
3122	PRIOR YEARS TAXES-COUNTY LEVY	166,154	147,484	116,075	116,075	116,075	116,075
3130	SALES TAX-1/4%	2,700,689	2,943,775	2,700,000	2,700,000	2,700,000	2,700,000
3130-100	MASS TRANSIT	1,572,566	1,306,456	1,450,000	1,450,000	1,450,000	1,450,000
3130-200	MASS TRANSIT Q3	0	0				
3140	FRANCHISE FEES	47,198	46,911	39,700	39,700	39,700	39,700
3162	ASSESS & COLLECT-COUNTY LEVY	1,668,544	2,047,644	1,882,773	1,882,773	1,882,773	1,882,773
3170	FEE-IN-LIEU PROPERTY/GENERAL	533,335	421,289	436,671	436,671	436,671	436,671
3172	FEE-IN-LIEU PROPERTY/COUNTY LEVY	128,852	117,314	124,670	124,670	124,670	124,670
3190	PENALTIES & INTEREST-GENERAL	252,968	186,526	200,000	200,000	200,000	200,000
3192	PENALTIES & INTEREST-COUNTY LEVY	183	0	250	250	250	250
3100	TOTAL TAXES	13,112,967	13,872,523	13,044,091	13,044,091	13,044,091	13,044,091
	<b>LICENSES AND PERMITS:</b>						
3210	BUSINESS LICENSES	36,395	32,565	30,000	30,000	30,000	30,000
3200	TOTAL LICENSES & PERMITS	36,395	32,565	30,000	30,000	30,000	30,000
	<b>INTERGOVERNMENTAL:</b>						
3316	EMERGENCY MANAGEMENT PERFORMANCE GRANT	58,708	0	0	0	0	0
3317	CHILDRENS JUSTICE CENTER	100,789	142,117	230,000	245,000	245,000	230,000
3319	B.L.M. & WEED GRANT	142,663	93,518	114,500	125,460	125,460	125,460
3320	COOPERATIVE LAW ENFORCMENT GRANT	-137,316	0	0	0	0	0
3323	EOC GRANT REVENUE	10,860	17,600	67,500	76,894	76,894	82,692
3324	HOMELAND SECURITY GRANT - SHERIFF	9,856	3,112	0	0	0	0
3325	VICTIMS ADVOCATE GRANT	7,610	19,749	17,000	17,000	17,000	17,000
3330	PAYMENT IN LIEU OF TAXES	3,306,605	3,448,870	3,298,548	3,298,548	3,298,548	3,298,548
3332	SRS, TITLE III	190,756	73,446	0	0	0	0
3333	IDC GRANT	0	0	0	21,000	21,000	21,000
3340	CDBG GRANTS	67,084	42,449	0	0	60,000	60,000
3342	PROSECUTOR TRAINING REVENUE	7,263	0	0	0	0	0
3353	MOTOR VEIICLE FEES	101,764	91,568	90,000	90,000	90,000	90,000
3354	SECURITY SURCHARGE	96,483	86,259	73,000	73,000	73,000	73,000
3355	HAZARDOUS WASTE FEES	195,584	162,987	178,000	178,000	178,000	178,000
3356	PDM SPECIAL PROJECTS	0	0	0	0	0	0
3357	GMEP (LEPC)	0	0	0	0	0	0
3358	BALIFF REIMBURSED	203,657	221,004	210,000	210,000	210,000	210,000
3359	LIQUOR FUND ALLOTMENT	65,274	71,450	65,000	65,000	65,000	65,000
3361	E911 FUNDS	542,740	577,435	480,000	480,000	480,000	480,000
3362	US FOREST SERVICE	1,280	7,680	5,000	5,000	5,000	5,000
3363	MONUMENT PRESERVATION (ROS)	4,590	25,170	5,000	5,000	5,000	5,000
3365	MONUMENT PRESERVATION GRANT	0	0	19,000	19,000	19,000	19,000
3366	EOC NRCS GRANT	0	0	252,680	252,680	252,680	252,680
3367	COVID-19 MAIN GRANT	0	0		1,741,558	1,741,558	1,741,558
3368	COVID-19 ELECTION REIMBURSEMENT	0	0				
3369	FEDERAL GRANTS- SHERIFF	0	0			58,008	58,008
3300	TOTAL INTERGOVERNMENTAL	4,976,249	5,084,413	5,105,228	6,903,140	7,021,148	7,011,946

CHARGES FOR SERVICES:							
3410	SPILLMAN FIRE REIMBURSEMENT	5,134	0				
3411	CLERK FEES	106,163	111,821	107,000	107,000	107,000	107,000
3412	RECORDER FEES	429,245	792,860	900,000	900,000	900,000	900,000
3413	SMALL CLAIMS FEES	15,128	17,576	18,000	18,000	18,000	18,000
3414	ADMIN FEES FOR TAX SALE	0	0				
3417	SURVEYOR FEES	76,955	101,435	80,000	80,000	80,000	80,000
3421	SHERIFF FEES	31,684	18,825	20,000	20,000	20,000	20,000
3421-001	SHERIFF CONTRACT OVERTIME	35,303	41,642	35,000	35,000	35,000	35,000
3421-002	SCHOOL RESOURCE CONTRACT	65,000	65,000	70,000	70,000	70,000	70,000
3422	COMMISSARY FEES	442,296	374,988	360,000	360,000	360,000	360,000
3423	JAIL FEES	2,455,790	2,607,301	2,000,000	2,000,000	2,000,000	2,000,000
3424	DISPATCH FEES	889,001	756,248	550,000	550,000	550,000	550,000
3427	JAIL BOOKING FEES	23,760	20,008	20,000	20,000	20,000	20,000
3429	COMMUNICATION SITE LEASES	47,740	28,500	28,000	28,000	28,000	28,000
3455	COUNTY PUBLIC DEFENDER FEE	29,444	30,930	28,000	28,000	28,000	28,000
3460	DATA REQUEST FEES- ASSESSOR	0	3,105				
3471	SETTLEMENT CANYON TOLL BOOTH	74,452	80,707	65,000	65,000	65,000	65,000
3472	BENSON GRIST MILL	10,985	12,054	8,000	8,000	8,000	8,000
3472-001	BENSON GRIST MILL DONATIONS/GRANTS	5,131	527	0	0	0	0
3473	TRAILS GRANTS	12,363	7,447	0	15,000	15,000	15,000
3473-000-001	MIDDLE CANYON CAMPGROUND & TOLL BOOTH	8,750	26,589	8,400	8,400	8,400	8,400
3473-000-002	OPHIR CAMPGROUND DEPOSITS	6,318	3,621	5,000	5,000	5,000	5,000
3473-000-003	GRANTSVILLE RESERVOIR CAMPGROUND	3,799	3,203	4,000	4,000	4,000	4,000
3476	COUNTY FAIR RECEIPTS	90,724	101,440	100,000	100,000	100,000	100,000
3477	GIS FEES	383	1,312	500	500	500	500
3496	ELECTION COST REFUNDS	0	106,896				
3497	IMPACT FEES - PUBLIC SAFETY	106,577	96,238	90,000	90,000	90,000	90,000
3498	IMPACT FEES- PARKS AND RECREATION	367,167	342,389	325,000	325,000	325,000	325,000
3499	PARKS AND RECREATION GRANT	0	6,531				
3400	TOTAL CHGS FOR SERVICES	5,339,291	5,759,192	4,821,900	4,836,900	4,836,900	4,836,900

Budget2020

## TOOELE COUNTY CORPORATION 2020 BUDGET

### (10) GENERAL FUND REVENUES:

ACCOUNT NUMBER	SOURCE OF REVENUE	ACTUAL 2018	REQUEST 2019	APPROVED BUDGET 2020	BUDGET REQUEST 7/21/2020	BUDGET REQUEST 8/4/2020	BUDGET REQUEST 8/18/2020
<b>FINES AND FORFEITURES:</b>							
3511	JUSTICE COURT COUNTY FINES	551,457	664,475	497,000	497,000	497,000	497,000
3512	JUSTICE COURT TOOELE CITY FINES	2,335	0	2,500	2,500	2,500	2,500
3513	DISTRICT/CIRCUIT COURT FINES	10,399	12,448	14,000	14,000	14,000	14,000
3514	JUSTICE COURT SECURITY FINE	30,511	37,318	27,000	27,000	27,000	27,000
3515	JUSTICE CRT WENDOVER CITY FINES	1,360	0	2,500	2,500	2,500	2,500
3516	COUNTY RESTITUTION/TRANSPORTATION FEES	150	357	0	0	0	0
3500	TOTAL FINES & FORFEITURES	596,211	714,598	543,000	543,000	543,000	543,000
<b>MISCELLANEOUS:</b>							
3610	INTEREST-GENERAL FUND	237,375	605,667	42,000	42,000	42,000	42,000
3610-001	TAP REBATE	525	6,062	4,000	4,000	4,000	4,000
3610-002	P-CARD REBATE	0	10,715				
3610-150	INTEREST INCOME REBATE	97,213	36,946				
3620	RENTS/GENERAL FUND- ENTERPRISE FUND	10,800	-9,122	-	-	-	-
3620-001	CLAYTON TOWER RENTS- ENTERPRISE FUND	4,215	83,865	-	-	-	-
3621	ADMINISTRATION BLDG RENTS	4,837	720	500	500	500	500
3623	EOC GENERAL REVENUE	0	9,493	5,000	5,000	5,000	5,000
3640	SALE OF FIXED ASSETS	0	11,447	0	4,500	4,500	4,500
3640-001	SALE OF UMC PROCEEDS	18,550,000	0	0	0	0	0
3650	SALE OF MATERIALS & SUPPLIES	1	0	0	0	0	0
3690	MISCELLANEOUS REVENUE	266,506	94,424	75,000	78,950	78,950	75,000
3690-002	PAGEANT REVENUE	300	0	100	100	100	100
3691	FILING FEES	0	733	100	100	100	100
3600	TOTAL MISCELLANEOUS	19,171,773	850,950	126,700	135,150	135,150	131,200
<b>CONTRIBUTIONS/TRANSFERS:</b>							
3830	TRFR FROM DEBT SERVICE FUND	0	0	0	0	0	0
3831	TRFR FROM ENTRPRS FD-ADMIN	334,035	370,084	403,334	176,202	176,202	176,202
3832	TRFR FROM MUN SVC FD-ADMIN	4,511,881	4,951,515	4,794,845	4,795,390	4,795,390	4,795,390
3833	TRANSFER FROM RDA FUND	10,000	25,000	0	0	0	0
3870	CONTRIBUTION-WEST DESERT MITIG.	3,506,654	3,521,933	4,000,000	4,000,000	4,000,000	4,000,000
3872	CONTRIBUTION-REGIONAL LANDFILL	579,825	542,677	600,000	600,000	600,000	600,000

3873	CONTRIBUTION-5 MILE PASS LF	74,811	38,632	40,000	40,000	40,000	40,000
3890	APPROPRIATION FROM FUND BALANCE	(12,034,167)	(5,816,132)	7,936,521	8,784,920	8,784,920	8,798,680
3800	TOTAL CONTRIBUTIONS/TRANSFERS	-3,016,962	3,633,709	17,774,700	18,396,512	18,396,512	18,410,272
	TOTAL GEN/FUND REVENUES						
3000	TOTAL GEN/FUND REVENUES	40,215,923	29,947,951	41,445,619	43,888,793	44,006,801	44,007,409

**TOOELE COUNTY CORPORATION**  
2020 BUDGET

**(10) GENERAL FUND EXPENDITURES:**

ACCOUNT NUMBER	DEPARTMENT	ACTUAL 2018	REQUEST 2019	APPROVED BUDGET 2020	BUDGET REQUEST 7/21/2020	BUDGET REQUEST 8/4/2020	BUDGET REQUEST 8/18/2020
	<b>GENERAL GOVERNMENT</b>						
4111	COMMISSION	541,134	578,307	879,682	879,682	879,682	879,682
4121	DISTRICT COURT	4,945	25,127	26,750	26,750	26,750	26,750
4122	TOOELE VALLEY JUSTICE COURT	454,286	456,235	551,317	551,317	551,317	551,317
4123	JUVENILE COURT	50,819	44,071	36,000	36,000	36,000	36,000
4125	PUBLIC DEFENDER	318,692	340,091	549,160	570,160	570,160	570,160
4132	CAREER SERVICE COUNCIL	2,100	600	3,000	3,000	3,000	3,000
4134	HUMAN RESOURCES	789,965	668,070	1,073,234	1,073,234	1,073,234	1,073,234
4136	INFORMATION TECHNOLOGY	1,469,516	1,289,202	1,810,424	1,815,874	1,815,874	1,815,874
4141	AUDITOR	59,979	294,695	464,680	464,680	464,680	464,680
4142	CLERK	449,338	431,227	514,771	514,771	514,771	514,771
4143	TREASURER	486,715	494,732	533,901	533,901	533,901	533,901
4144	RECORDER	488,476	537,082	589,417	589,417	589,417	589,417
4145	ATTORNEY	1,095,296	1,253,384	1,364,890	1,539,390	1,539,390	1,539,390
4146	ASSESSOR	811,448	923,215	1,052,581	1,052,581	1,052,581	1,052,581
4147	SURVEYOR	90,883	143,288	191,044	210,044	210,044	210,044
4150	NON-DEPARTMENTAL	10,185,501	695,681	1,204,500	2,946,058	2,946,058	2,946,058
4160	BUILDING MAINTENANCE	1,349,669	1,273,469	2,474,706	2,474,706	2,474,706	2,474,706
4170	ELECTION	208,819	150,438	258,500	258,500	258,500	258,500
	<b>PUBLIC SAFETY</b>						
4210	SHERIFF	3,458,585	3,607,521	4,235,718	4,240,218	4,240,218	4,240,218
4215	SHERIFF'S DISPATCH	1,286,604	1,326,884	1,554,366	1,596,666	1,596,666	1,596,666
4218	SEARCH AND RESCUE	15,100	19,468	18,700	18,700	18,700	18,700
4220	FIRE DEPARTMENT	533,775	577,324	893,743	900,199	900,199	900,199
4230	COUNTY JAIL	5,104,834	5,341,115	6,243,564	6,243,564	6,391,572	6,391,572
4252	BEE INSPECTION	2,500	3,051	3,000	3,000	3,000	3,000
4255	EMERGENCY MANAGEMENT	686,630	709,325	1,037,077	1,046,471	1,046,471	1,052,269
	<b>IUMAN SERVICES</b>						
4320	CHILDRENS JUSTICE CENTER	195,313	241,528	336,027	358,477	358,477	339,527
	<b>HIGHWAYS &amp; PUBLIC IMPROVE.</b>						
4450	WEED CONTROL	343,718	314,372	386,549	397,509	397,509	397,509
4460	G.I.S.	73,291	179,866	271,057	271,057	271,057	271,057
	<b>PARKS AND RECREATION</b>						
4511	PARKS AND RECREATION	271,950	266,949	595,862	610,862	610,862	610,862
4520	EXHIBITS	186,187	186,063	195,000	195,000	195,000	195,000
4550	EXTENSION SERVICE	185,116	154,812	205,693	205,693	205,693	205,693
	<b>ECONOMIC DEVELOPMENT</b>						
4640	ECONOMIC DEVELOPMENT	0	42,449	1,450,000	1,450,000	1,510,000	1,510,000
4641-700	MASS TRANSIT EXPENSE	0	1,306,456	0	0	0	0
4645	WATER DEVELOPMENT	12,532	0	12,535	12,535	12,535	12,535
	<b>TRANSFERS &amp; OTIER USES</b>						
4830-920	TRANSFER(21 FD) IUMAN SVCS	61,000	61,000	0	150,000	150,000	150,000
4830-921	TRANSFER(22 FD) PUBLIC IEALTI	0	0	0	0	0	0
4830-922	TRANSFER(25 FD) AGING-ADULT SVC	585,116	708,238	234,571	234,571	234,571	234,571
4830-923	TRANSFER(31 FD) DEBT SERVICE	266,670	256,746	249,000	249,000	249,000	249,000
4830-924	TRANSFER(40 FD) CAPITAL PROJECTS	3,595,000	1,650,000	6,740,000	6,960,656	6,870,656	6,884,416
4830-926	TRANSFER(54 FD) DESERET PEAK	810,965	886,784	1,133,400	808,400	808,400	808,400
4830-927	TRANSFER(65 FD) CENTRAL STORES	0	250,000	0	0	0	0
4830-929	TRANSFER(62 FD) SOLID WASTE	0	0	0	0	0	0
4830-930	TRANSFER(55 FD) AIRPORT	0	0	0	0	0	0
4830-931	TRANSFER(23 FD) MUNICIPAL SERVICES	0	0	0	0	0	0
4830-932	TRANSFER (32 FD) MBA DEBT SVC	3,147,426	1,633,666	1,877,000	1,787,000	1,787,000	1,787,000
4830-933	TRANSFER IMPACT FEES TO OTIER	342,035	438,627	0	415,000	415,000	415,000
4840	TRSFRO TO OTHER GOVT. UNITS	98,000	112,000	112,000	112,000	112,000	112,000
	<b>MISCELLANEOUS</b>	0	0	0	0	0	0
4960	MISCELLANEOUS	95,995	74,791	82,200	82,150	82,150	82,150
	<b>COVID-19</b>						
4900	COVID-19 EXPENSE	0	0	0	0	0	0
4000	TOTAL GEN/ FUND EXPENSE	40,215,923	29,947,951	41,445,619	43,888,793	44,006,801	44,007,409

Budget2020

## TOOELE COUNTY CORPORATION

## 2020 BUDGET

8/7/2020

## 4255/EMERGENCY MGMT. ASSISTANCE

4:08 PM

ACCOUNT NUMBER	DESCRIPTION	ACTUAL 2018	ACTUAL 2019	APPROVED BUDGET 2020	BUDGET REQUEST 6/2/2020	BUDGET REQUEST 8/18/2020
110	SALARIES & WAGES	173,589	179,894	186,356	186,356	186,356
130	EMPLOYEE BENEFITS	78,601	79,361	85,968	85,968	85,968
200	MATERIALS, SUPP & SERVICES	6,908	6,544	5,000	5,000	5,000
200-001	IN HOUSE TRAINING SUPPLIES	957	1,224	2,000	2,000	2,000
201	COMMUNICATIONS	433	2,548	3,000	3,000	3,000
202	PUBLIC EDUCATION	0	222	4,000	4,000	4,000
203	SOUTH MOUNTAIN LEASE	22,465	22,465	27,333	27,333	27,333
230	TRAVEL & TRAINING	6,131	3,444	5,000	5,000	5,000
291	PHONE ALLOWANCE	2,040	2,595	1,740	1,740	1,740
310	FACILITIES	172,153	226,754	174,400	174,400	174,400
310-001	CAPITAL EXPENDITURES	11,451	0			
311	LEPC	2,522	6,104	3,000	3,000	3,000
312	VEHICLES	11,625	11,409	11,500	11,500	11,500
313	PROFESSIONAL & TECHNICAL	51,134	33,134	45,000	45,000	45,000
740	EQUIPMENT	15,347	16,314	18,000	18,000	18,000
741	IFEL	25,000	0			
742	ALERT & NOTIFICATION SYSTEM & EQUIP	13,190	12,429	18,000	18,000	18,000
744	COMMUNICATIONS SITES & EQUIP	78,610	92,270	124,400	124,400	124,400
746	AUTOMATION SYSTEMS & EQUIP	341	8,625	4,000	4,000	4,000
752	STATE AND LOCAL ASSISTANCE	0	0			
753	HOMELAND SECURITY GRANT	9,000	3,531	5,700	15,094	20,892
756	SPILLMAN FIRE	5,134	0			
757	EM RESPONSE EXPENSE	0	459			
758	NRCS GRANT EXPENSE	0	0	252,680	252,680	252,680
759	PRE-DISASTER MITIGATION GRANT	0	0	60,000	60,000	60,000
4255	TOTAL EM. MGMT. ASSTISTANCE	686,630	709,325	1,037,077	1,046,471	1,052,269

# TOOELE COUNTY CORPORATION

## 2020 BUDGET

8/7/2020

4:08 PM

### 4320/CHILDRENS JUSTICE CENTER

ACCOUNT NUMBER	DESCRIPTION	ACTUAL 2018	ACTUAL 2019	APPROVED BUDGET 2020	BUDGET REQUEST 6/16/2020	BUDGET REQUEST 8/18/2020
110	SALARIES & WAGES	112,599	122,515	140,975	140,975	140,975
111	OVERTIME	0	798	1,500	1,500	1,500
130	EMPLOYEE BENEFITS- COUNTY CONTRIBUTION	26,169	28,179	79,777	79,777	79,777
130-001	EMPLOYEE BENEFITS- VOCA/STATE CONTRIBUTION		0	7,390	7,390	7,390
200	MATERIALS, SUPPLIES & SERVICES	3,912	3,945	4,430	7,930	7,930
200-001	MATERIALS, SUPPLIES & SERVICES- cleaning		0	3,120	3,120	3,120
201	COUNTY CONTRIBUTIONS	32,604	41,513	35,000	35,000	35,000
230	TRAVEL & CONVENTIONS	12,529	10,252	16,185	16,185	16,185
291	PHONE ALLOWANCE		0	900	900	900
740	EQUIPMENT	-	22,514	14,000	32,950	14,000
750	FORENSIC INTERVIEWERS	7,500	5,125	10,000	10,000	10,000
752	MH Treatment for Victims and Training for MH Therapists	-	6,688	22,750	22,750	22,750
4320	TOTAL CHILDRENS JUSTICE CENTER	195,313	241,528	336,027	358,477	339,527



# TOOELE COUNTY CORPORATION

## 2020 BUDGET

07-Aug-20

4:08 PM

**(32) MBA DEBT SERVICE FUND**

ACCT	SOURCE OF REVENUE	ACTUAL 2018	ACTUAL 2019	APPROVED BUDGET 2020	BUDGET REQUEST 4/21/2020	BUDGET REQUEST 8/18/2020
	<b>CONTRIBUTIONS &amp; TRNFS</b>					
3410	JAIL BOND SUBSIDY INTEREST	695,476	693,154	852,620	852,620	852,620
3610	INTEREST EARNINGS	426,565	421,646	0	0	0
3831	TRANSFER FROM GENERAL FUND	1,627,744	1,633,666	1,877,000	1,787,000	1,787,000
3831-100	TRANSFER FROM GENERAL FUND-IFs	106,577	96,238		90,000	90,000
3890	BEGFUNDBALANCE/APPROPRIATED	0	0			22,120,830
3000	<b>TOTAL REVENUES</b>	<b>2,856,362</b>	<b>2,844,705</b>	<b>2,729,620</b>	<b>2,729,620</b>	<b>24,850,450</b>

**(32) MBA DEBT SERVICE FUND**

DEPT NUMBER	DEPARTMENT	ACTUAL 2018	ACTUAL 2019	APPROVED BUDGET 2020	BUDGET REQUEST 4/21/2020	BUDGET REQUEST 8/18/2020
	<b>JAIL BOND - ZIONS 2010-A</b>					
810	PRINCIPAL ON BONDS	0	0			12,630,000
820	INTEREST ON BONDS	1,023,374	1,019,211	595,000	595,000	1,030,830
830	COLLECTION CHARGES ON BONDS	2,500	4,500	5,000	5,000	5,000
4713	<b>TOTAL ZIONS 2010-A</b>	<b>1,025,874</b>	<b>1,023,711</b>	<b>600,000</b>	<b>600,000</b>	<b>13,665,830</b>
	<b>JAIL BOND - ZIONS 2010-A-2</b>					
810	PRINCIPAL ON BONDS	490,000	510,000	504,000	504,000	9,559,000
820	INTEREST ON BONDS	790,518	761,166	768,000	768,000	768,000
830	COLLECTION CHARGES ON BONDS	250	4,000	5,000	5,000	5,000
4714	<b>TOTAL ZIONS 2010-B</b>	<b>1,280,768</b>	<b>1,275,166</b>	<b>1,277,000</b>	<b>1,277,000</b>	<b>10,332,000</b>
	<b>JAIL BOND - ZIONS 2020</b>					
810	PRINCIPAL ON BONDS	0	0			
820	INTEREST ON BONDS	840,284	852,119	852,120	852,120	852,120
830	COLLECTION CHARGES ON BONDS	500	0	500	500	500
4715	<b>TOTAL ZIONS 2010-B</b>	<b>840,784</b>	<b>852,119</b>	<b>852,620</b>	<b>852,620</b>	<b>852,620</b>
4000	<b>TOTAL EXPENDITURES</b>	<b>3,147,426</b>	<b>3,150,996</b>	<b>2,729,620</b>	<b>2,729,620</b>	<b>24,850,450</b>

**TOOELE COUNTY CORPORATION**  
2020 BUDGET

**(40) CAPITAL PROJECTS FUND**

ACCT	SOURCE OF REVENUE	ACTUAL 2018	ACTUAL 2019	APPROVED BUDGET 2020	BUDGET REQUEST 7/21/2020	BUDGET REQUEST 8/4/2020	BUDGET REQUEST 8/18/2020
3310	GRANT AWARDS	81,633	375,380				18,950
	<b>MISCELLANEOUS</b>						
3360	CORRIDOR PRESERVATION FUND	750,293	2,494,351				
3610	INTEREST INCOME	94,592	309,262	50,000	50,000	50,000	50,000
3690	ROAD IMPACT FEES	504,008	370,864	350,000	350,000	350,000	350,000
3600	<b>TOTAL MISCELLANEOUS</b>	<b>1,348,893</b>	<b>3,174,477</b>	<b>400,000</b>	<b>400,000</b>	<b>400,000</b>	<b>400,000</b>
	<b>CONTRIBUTIONS &amp; TRNFS</b>						
3810	TRANSFER FROM SOLID WASTE	0	0				
3820	TRANSFER FROM N.T.C.F.D.	0	0				
3821	TRANSFER FROM WENDOVER CITY	0	0				
3822	TRANSFER FROM OTHER GOVTS	0	0				
3831	TRANSFER FROM GENERAL FUND	3,595,000	1,650,000	6,740,000	6,960,656	6,870,656	6,884,416
3832	TRANSFER FROM OTHER FUND	0	250,000	1,000,000	1,000,000	1,000,000	1,000,000
3870	CONTRIB. FROM PVT SOURCES	262,500	0				
3890	APPROPRIATION FROM FUND BAL			2,085,000	2,085,000	2,085,000	2,085,000
3800	<b>TOTAL CONTRIBUTIONS</b>	<b>3,857,500</b>	<b>1,900,000</b>	<b>9,825,000</b>	<b>10,045,656</b>	<b>9,955,656</b>	<b>9,969,416</b>
3000	<b>TOTAL REVENUES</b>	<b>5,288,026</b>	<b>5,449,857</b>	<b>10,225,000</b>	<b>10,445,656</b>	<b>10,355,656</b>	<b>10,388,366</b>

**TOOELE COUNTY CORPORATION**  
2020 BUDGET

2020 BUDGET

**(40) CAPITAL PROJECTS FUND**

DEPT NUMBER	DEPARTMENT	ACTUAL 2018	ACTUAL 2019	APPROVED BUDGET 2020	BUDGET REQUEST 7/21/2020	BUDGET REQUEST 8/4/2020	BUDGET REQUEST 8/18/2020
	<b>SPECIAL PROJECTS</b>						
4631-720	MIDVALLEY HIGHWAY ENVIRONMENTAL	0	0				
4635	BIG POLE WATERLINE	0	0				
4636	SOUTH MOUNTAIN ROAD	0	0				
4636-001	SOUTH MOUNTAIN ROAD TOP COVER	0	0				
4638	MORMON TRAIL ROAD	0	0				
4640	SPECIAL PROJECTS (Gen & Transport Plan)	0	0	160,000	160,000	160,000	160,000
4644	BUILDING PURCHASES	1,354,157	0				
4674	DPC REUSE WATER	0	0				
4671-720	PAVING MANTES	0	0				
4672-720	33RD PARKWAY	0	0				
4673-720	CJC Match	63,074	1,608,558				32,710
4675-720	POLE CANYON RD	30,101	43,870				
4676-720	VILLAGE BLVD EAST	762,245	102,175				
4677-720	PROPERTY DEVELOPMENT	12,272	0				
4678-720	COUNTY WIDE FIBER PROJECT	141,088	0				
4679-720	AUDITOR'S OFFICE	14,948	5,084				
4680-720	COMMISSION CHAMBERS	0	3,519	100,000	320,656	320,656	320,656
4681-720-001	MIDVALLEY SEWER TRUNK	357,963	73,371	7,000,000	7,000,000	7,000,000	7,000,000
4682-720	STANSBURY PARKWAY	0	0				
4683-720	SOUTH MOUNTAIN RAILROAD CROSSING	0	0	425,000	425,000	425,000	425,000
4684-720	BATES CANYON ROAD	0	0	100,000	100,000	100,000	100,000
	PROPERTY ACQUISITION	0	0				
4685-720	Rowley Road Bridge Replacement	0	0	1,500,000	1,500,000	1,500,000	1,500,000
4686-720	Jail Body Scanner	0	0	90,000	90,000	0	0
4687-720	Council Suite Remodel	0	0	100,000	100,000	100,000	100,000
4688-720	Admin. Building Windows and HVAC	0	0	400,000	400,000	400,000	400,000
4600	<b>TOTAL SPECIAL PROJECTS</b>	<b>2,735,848</b>	<b>1,836,577</b>	<b>9,875,000</b>	<b>10,095,656</b>	<b>10,005,656</b>	<b>10,038,366</b>
	<b>DEBT SERVICE</b>						
810	PRINCIPAL ON BONDS	0	0				
820	INTEREST ON BONDS	0	0				
830	COLLECTION CHARGES ON BONDS	0	0				

4700	TOTAL COURT BUILDING BONDS	0	0	0	0	0	0
	TRANSFERS						
810	OPERATING TRANSERS	0	0				
840	TRANSFER TO OTHER FUND (MUNICIPAL SER)	450,000	370,864	350,000	350,000	350,000	350,000
4710	TOTAL TRANSFERS	450,000	370,864	350,000	350,000	350,000	350,000
4000	TOTAL EXPENDITURES	3,185,848	2,207,441	10,225,000	10,445,656	10,355,656	10,388,366